

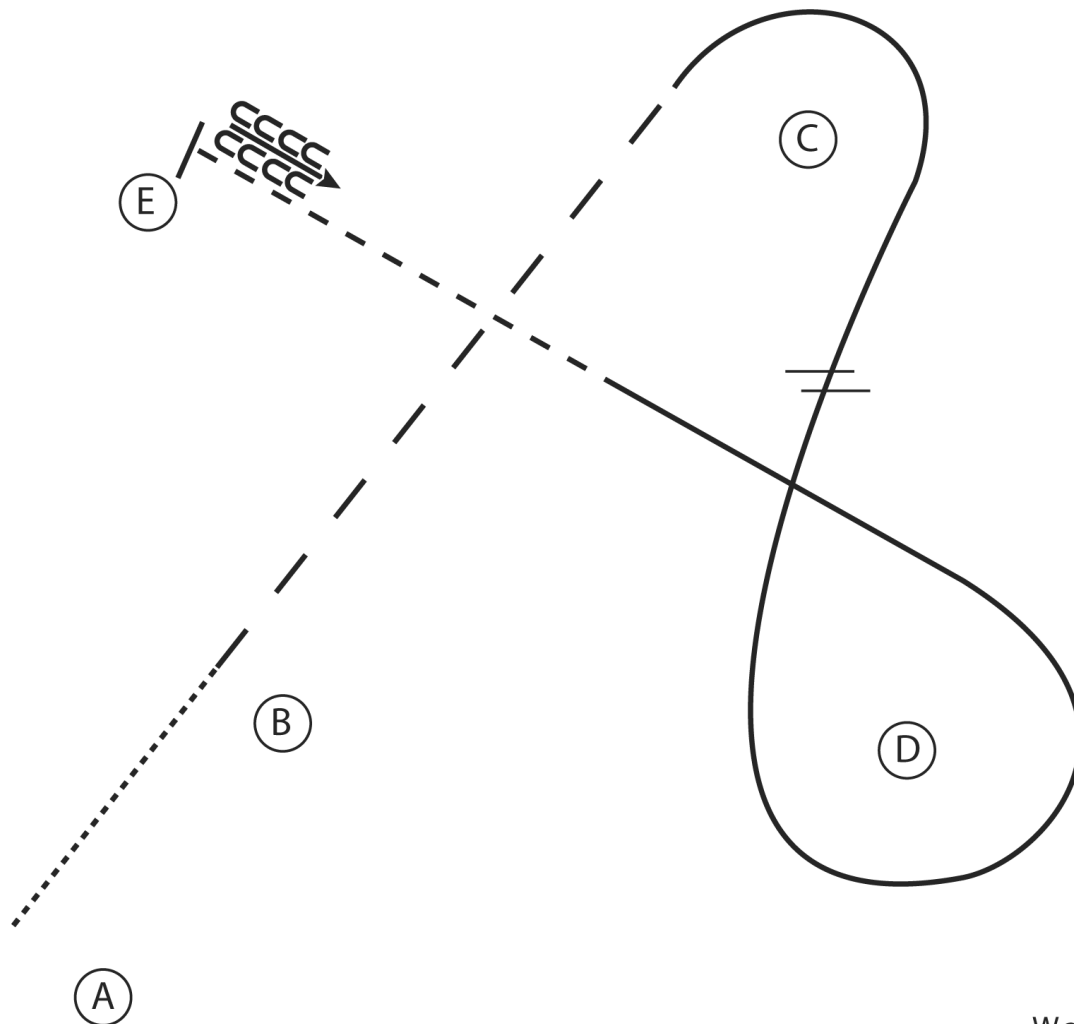
# 2015 Regional

## Western Horsemanship Bare Back

Show Date: October 3/4

w w w . H o r s e S h o w P a t t e r n s . c o m

w w w . H o r s e S h o w P a t t e r n s . c o m



1. Walk A to B
2. At B extend the jog to C
3. At C lope a circle around C on the right lead
4. Between C and D perform a simple lead change
5. Lope a circle around D
6. Break to the jog when between D and E
7. At E stop and back 4 steps

Walk	.....
Jog	-----
Extended Jog	-----
Lope	—————
Leg Yield	
Lead Change	↘
Back	←←←←
Marker	⊙ (B)
Sidepass	←-----←

[WH/2-11]

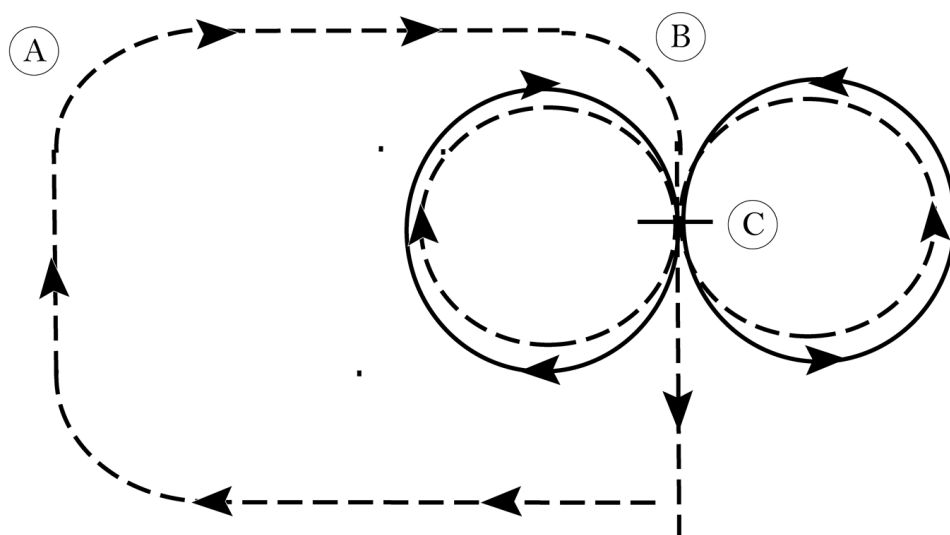
Pattern Provided by:

*MIHA*

# 2015 Regional

## Saddle Seat Equitation

Show Date: October 3/4



1. Trot into the arena to the left to the midpoint of the straightaway (A).
2. Make a right turn and proceed to the center of the arena (B).
3. Make a right turn and continue to a point 1/4 of the way down the arena (C). Stop briefly.
4. Canter a figure eight - the first circle to the right and the second circle left. Stop briefly.
5. Trot a figure eight - the first circle left and the second circle right. Trot to exit.

The workout has been completed - Thank You.

Walk	-----
Trot	- - - - -
Extended Trot	— — — — —
Canter	—————
Lead Change	
Back	
Reference Point	(B)

[SSE/18]

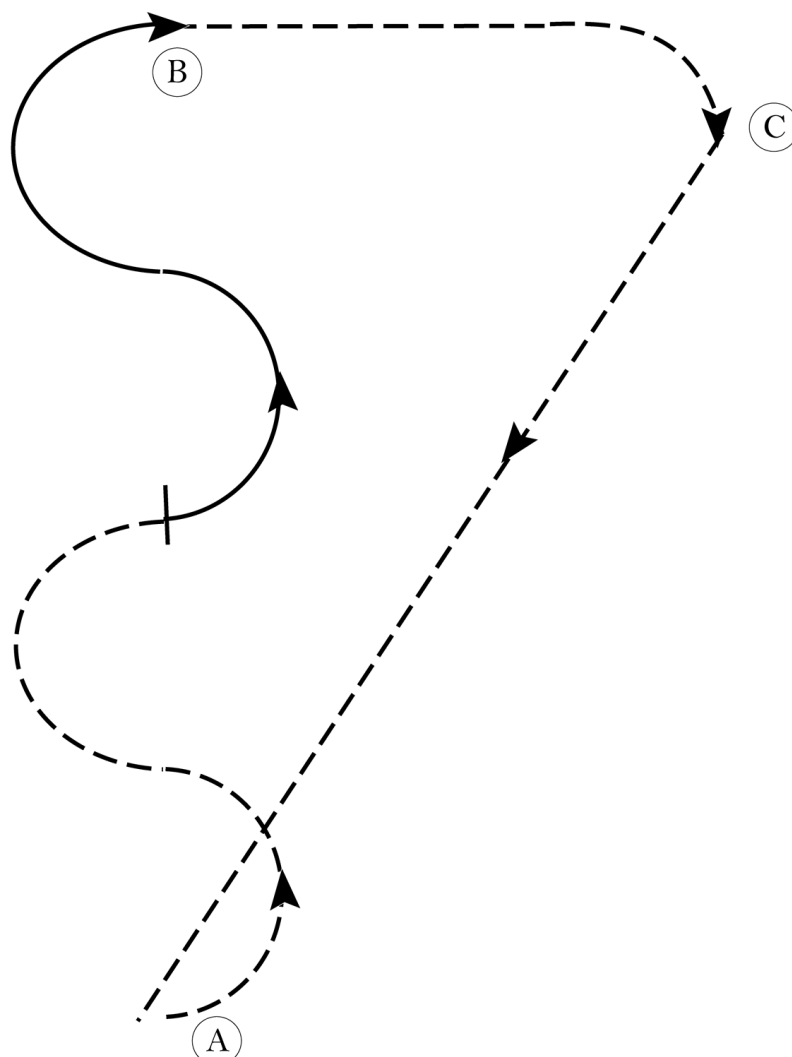
Pattern Provided by:

*MIHA*

# 2015 Regional

## Saddle Seat Bare Back

Show Date: October 3/4



Begin at the in gate.

1. Trot the first half circle to the right on the right diagonal.
2. Trot the second half circle on the left diagonal.
3. Stop briefly in the center of the arena.
4. Canter the third half circle on the left lead.
5. Canter the fourth half circle on the right lead.
6. Go directly into the trot (B) in a clockwise direction along the rail and around curve (C).
7. Continue the trot in a diagonal line to the out gate (A) - diagonal is your option.

The workout has been completed - Thank You.

Walk	.....
Trot	-----
Extended Trot	-----
Canter	—————
Lead Change	———/———
Back	←———
Reference Point	(B)

[SSE/15]

Pattern Provided by:

*MIHA*

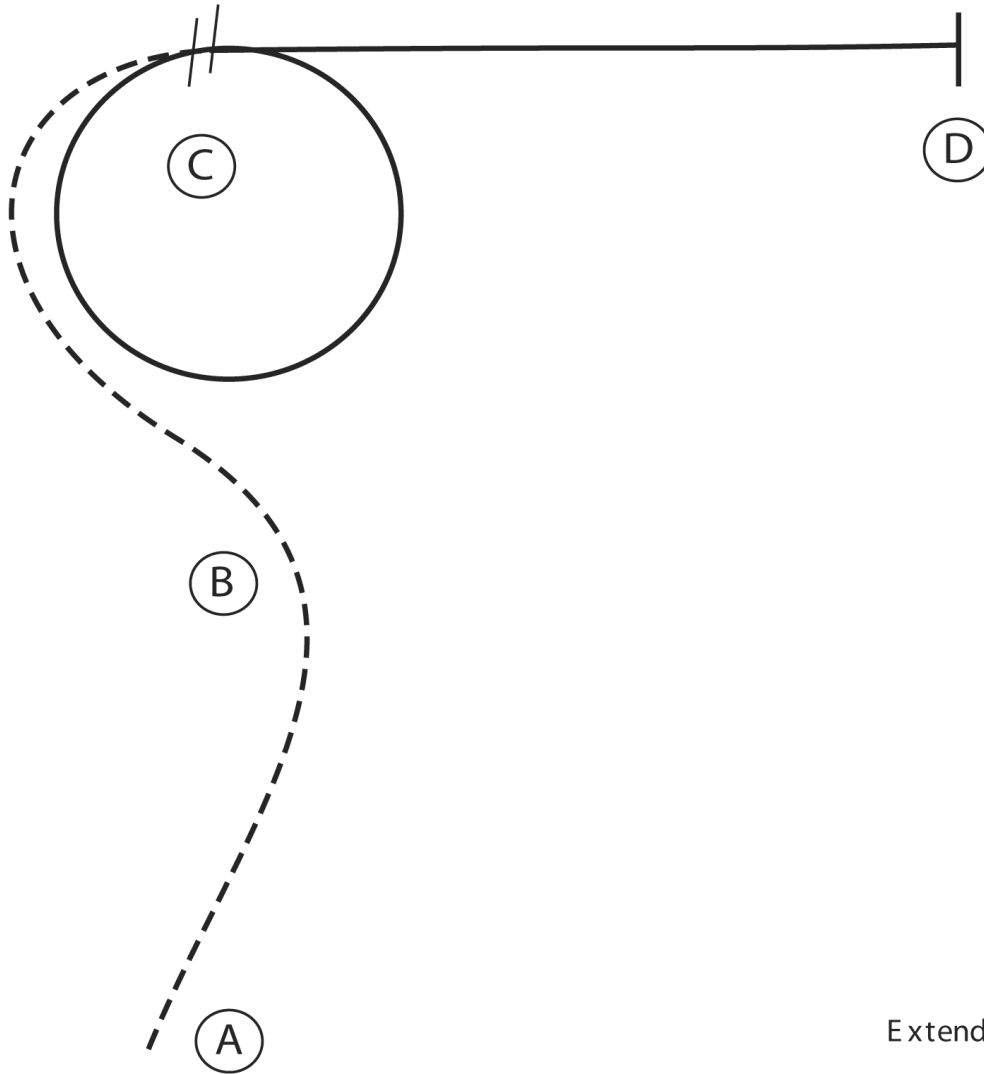
# 2015 Regional

## Hunt Seat Bare Back

Show Date: October 3/4

W W W . H O R S E S H O W P A T T E R N S . C O M

W W W . H O R S E S H O W P A T T E R N S . C O M



1. Posting trot A to B on the right diagonal
2. Change diagonals at B and continue to C
3. At C canter a circle to the right on the right lead
4. At C perform a lead change and continue to D
5. Stop at D

Walk	.....
Trot	- - - - -
Extended Trot	- - - - -
Canter	—————
Leg Yield	
Lead Change	↙ ↘
Back	←←←←← →→→→→
Marker	(B)
Sidepass	← - - - - ←

[HSE/2-15]

Pattern Provided by:

*MIHA*

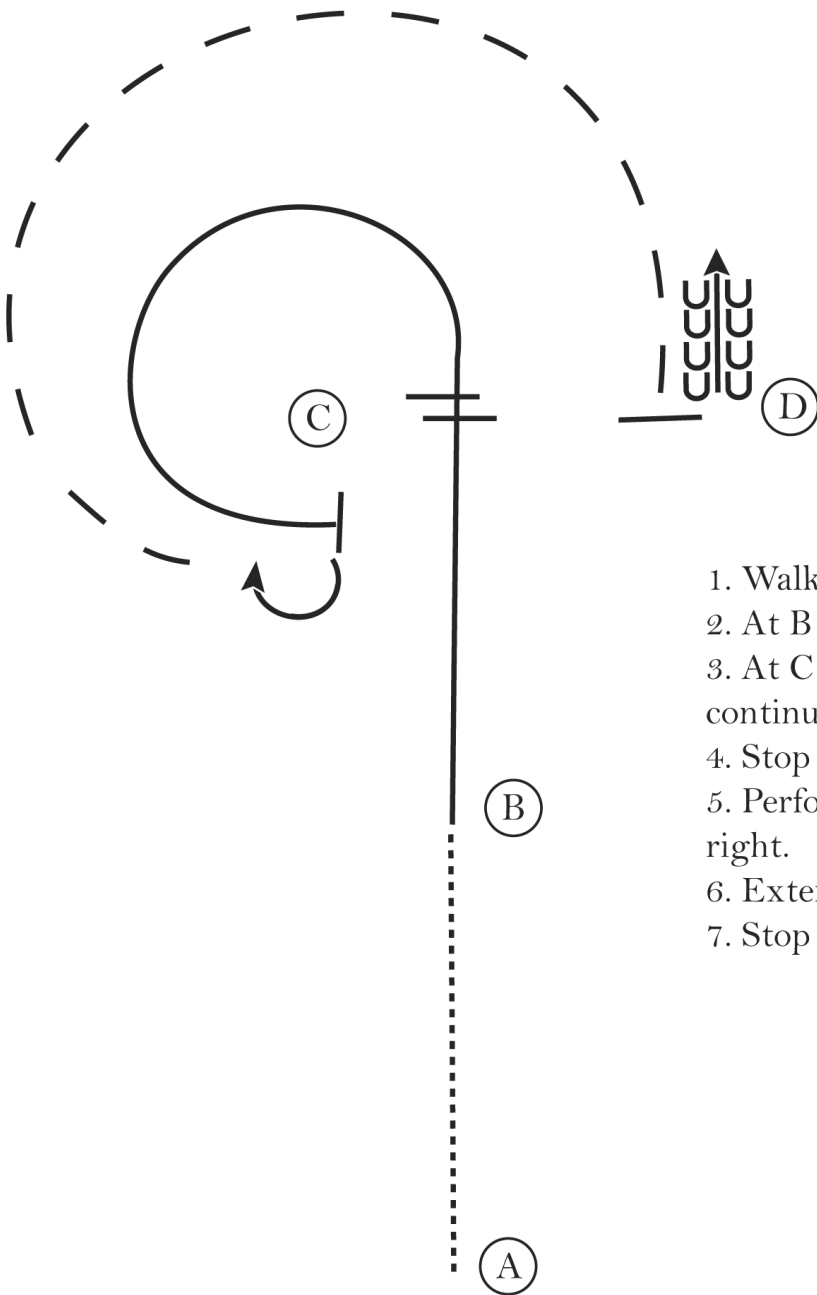
# 2015 Regional

## Western Horsemanship

Show Date: October 3/4

www.HorseShowPatterns.com

www.HorseShowPatterns.com



1. Walk A to B.
2. At B lope on the right lead to C.
3. At C perform a lead change and continue on the left lead around C.
4. Stop at C.
5. Perform a 180 degree turn to the right.
6. Extend the jog around C.
7. Stop at D and back 4 steps.

Walk	.....
Jog	- - - - -
Extended Jog	— — — — —
Lope	—————
Leg Yield	
Lead Change	↘
Back	←←←←←
Marker	⊙
Sidepass	←- - - ->

[WH/2-1]

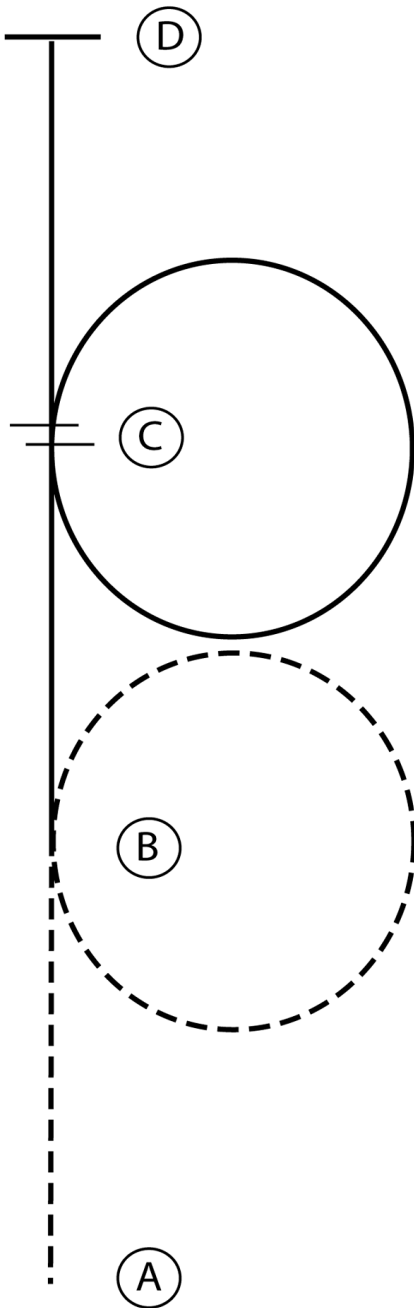
Pattern Provided by:

**MIHA**

# 2015 Regional

## Hunt Seat Equitation

Show Date: October 3/4



1. Sitting trot A to B
2. At B posting trot circle to the right around B on the left diagonal
3. At B canter on the right lead to and in a circle around C
4. At C perform a simple lead change and continue to D
5. Stop at D

Walk	.....
Trot	- - - - -
Extended Trot	- - - - -
Canter	—————
Leg Yield	
Lead Change	↘
Back	←←←←←
Marker	⊙
Sidepass	← - - - - →

[HSE/2-17]

Pattern Provided by:

*MIHA*


# 2015 Regional

## Western Fit & Show


Show Date: October 3/4

w w w . H o r s e S h o w P a t t e r n s . c o m

w w w . H o r s e S h o w P a t t e r n s . c o m



1. Trot to B.
2. Stop at B.
3. Back around B.
4. Perform a 90 degree turn.
5. Walk to judge and set up for inspection.
6. When dismissed walk to line-up.

Walk .....  
Trot - - - - -  
Back ←   
Marker (B)  
Judge (J)

[S/2-5]

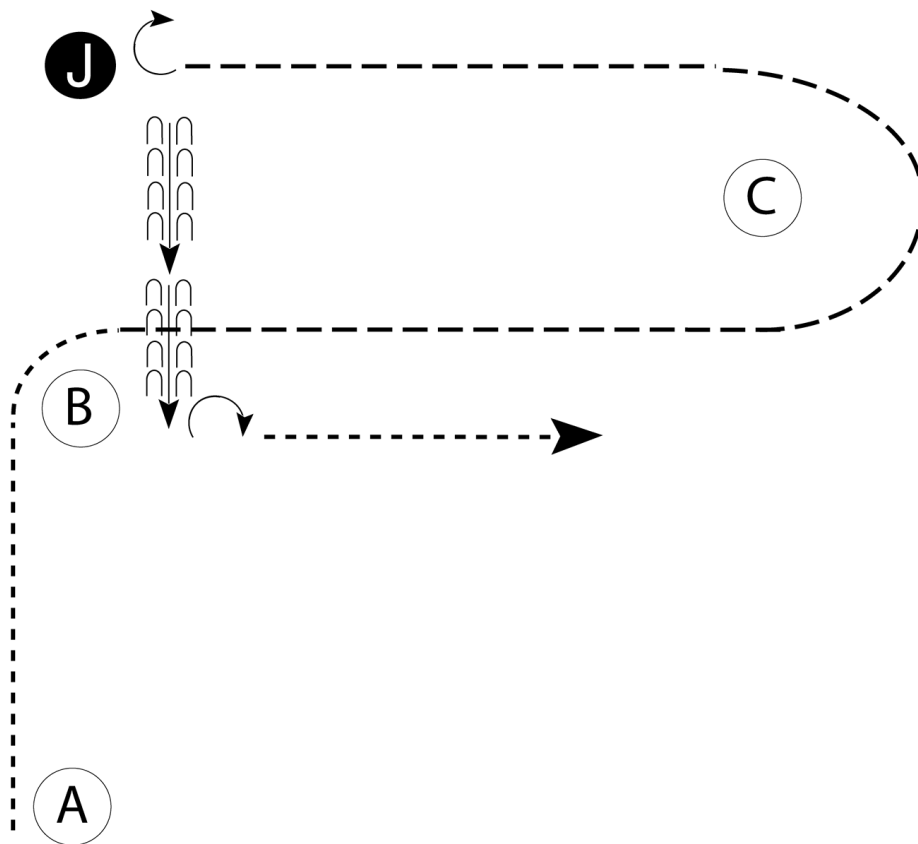
Pattern Provided by:

*MIHA*

# 2015 Regional

## Saddle Seat Fit & Show

Show Date: October 3/4



Be ready at A.

1. Walk to and around B.
2. Trot from B, around C and to judge.
3. Stop and set up for inspection.
4. When dismissed, perform a 1/4 turn.
5. Back to B.
6. Turn 1/4 turn and walk to exit.

Follow the instructions of your ring steward.

Walk	-----
Trot	-----
Back	← ↔ ↔ ↔
Marker	ⓑ
Judge	ⓐ

[S/2-36]

Pattern Provided by:

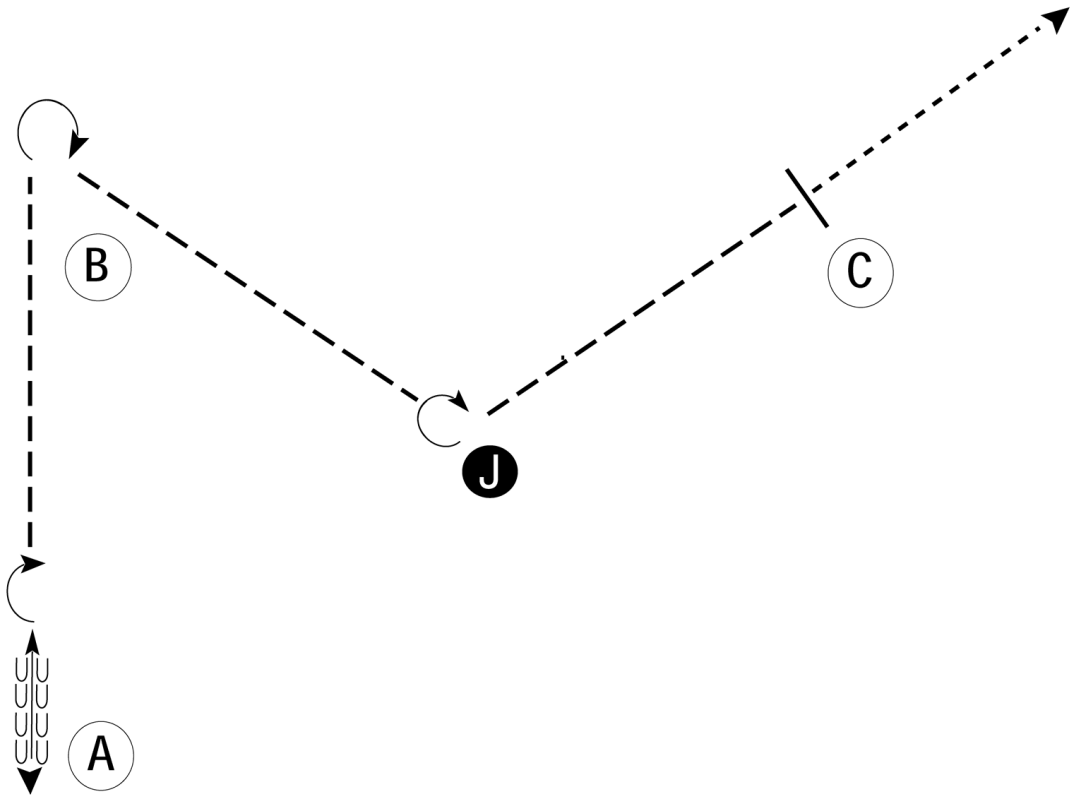
*MIHA*



# 2015 Regional

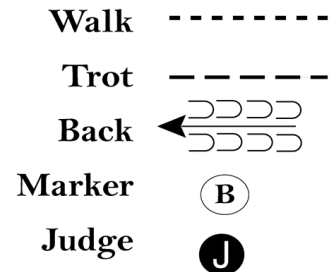
## Hunt Seat Fit & Show

Show Date: October 3/4



Be ready at A facing away from B.

1. Back one horse length from A.
2. Turn 180 degrees and trot past B.
3. Stop past B, turn 135 degrees and trot to judge.
4. Stop and set up for inspection.
5. When dismissed, do a 3/4 turn and trot to C.
6. Stop at C. When dismissed, walk straight away from C to exit.



[S/2-24]

Pattern Provided by:

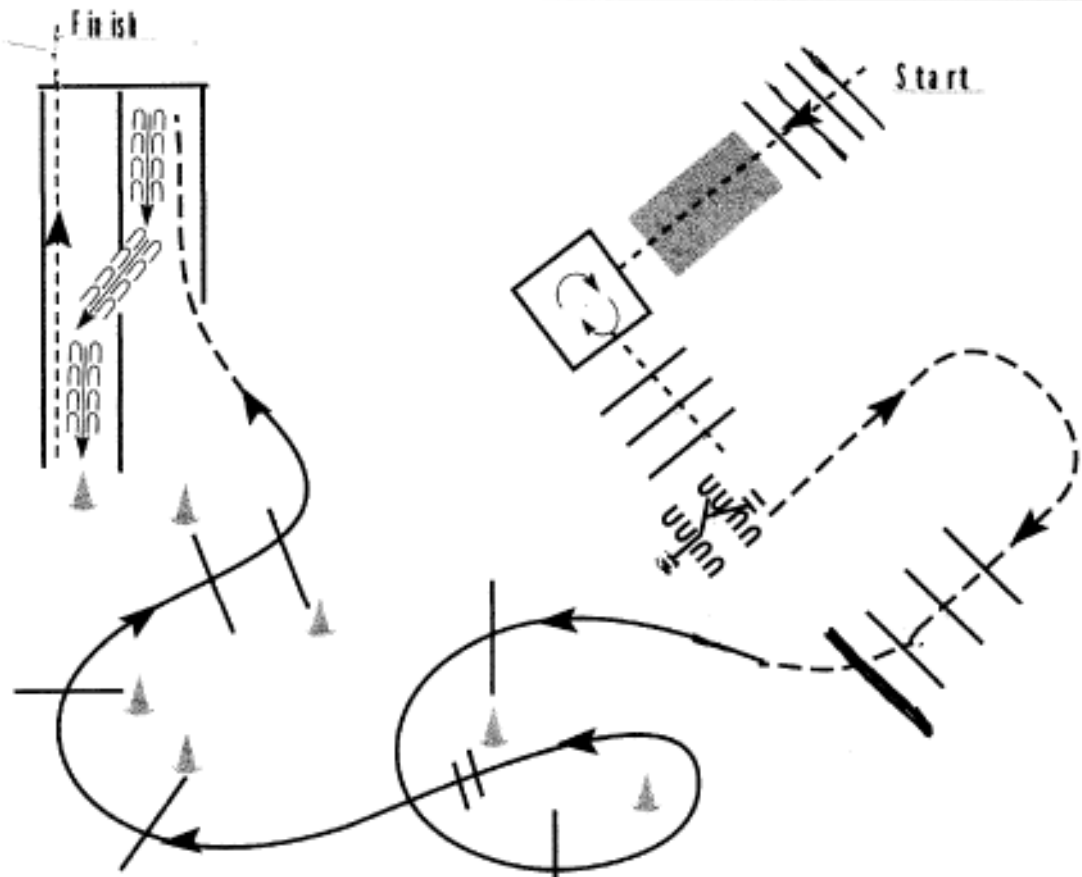
*MIHA*

# Trail

Show Date: October

www.HorseShowPatterns.com

www.HorseShowPatterns.com



1. Walk over poles, over bridge and into box.
2. Turn 3/4 turn to the right in box and walk out over poles and to gate.
3. Work gate with left hand.
4. Jog out and over poles.
5. Lope on the left lead over 2 poles.
6. Change leads and lope on the right lead over poles.
7. Break to a jog and jog into chute.
8. Back the chute then walk out

Walk	-----
Jog	- - - - -
Extended Jog	-----
Lope	—————
Leg Yield	
Lead Change	↗ ↘
Back	←←←←←
Marker	Ⓚ
Sidepass	←-----→

[T/2-30]

Pattern Provided by:  
**MIHA**