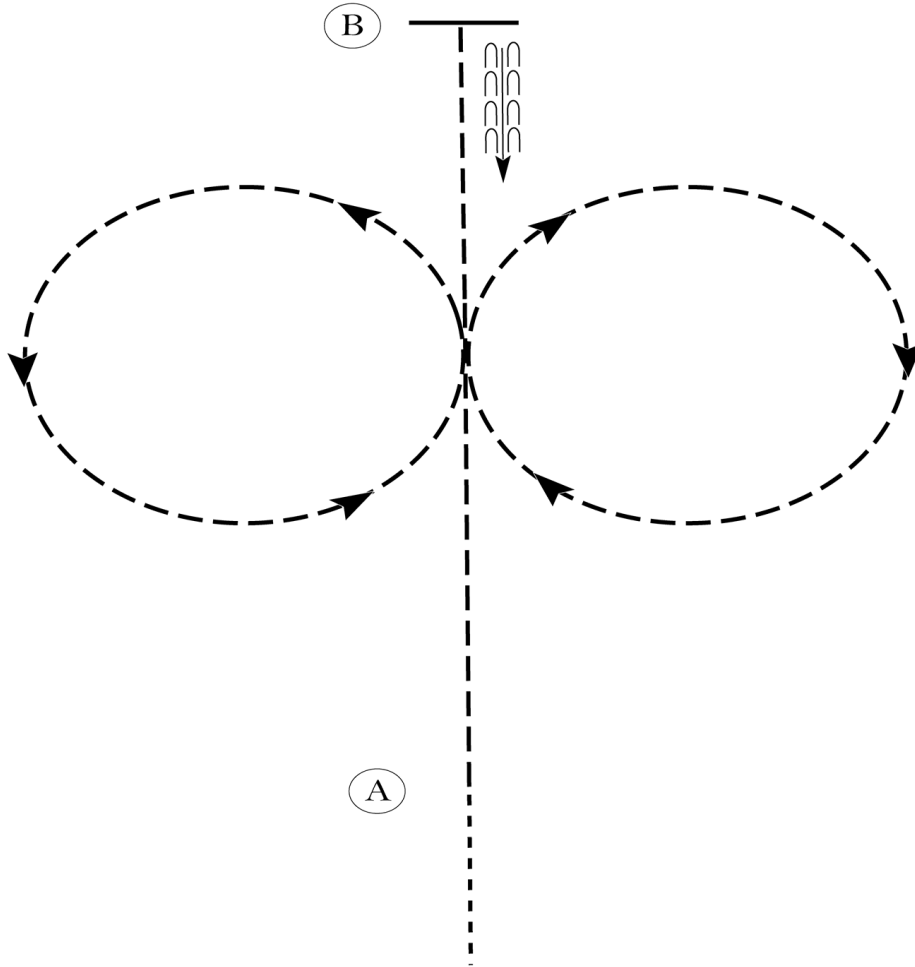


MIHA Junior 2016 Meet 1

English Bareback

Show Date:



1. Walk to A.
2. At A sitting trot towards B.
3. When halfway to B posting trot circle to the right followed by a posting trot circle to the left.
4. Continue the posting trot to B.
5. At B stop and back approximately one horse length.

Walk	-----
Trot	- - - - -
Extended Trot	— — — —
Canter	—————
Leg Yield	
Lead Change	— / —
Back	←←←←←
Marker	ⓑ
Sidepass	←←←←←
Hand Gallop	— — — —

[HSE/WT-4]

Pattern Provided by:

MIHA

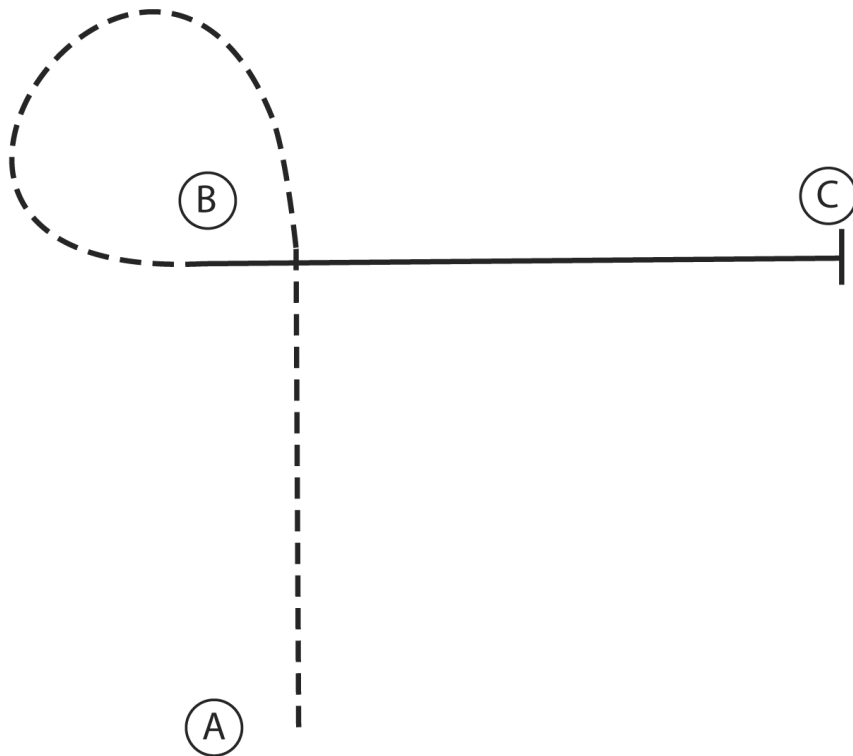
MIHA Junior 2016 Meet 1

Hunt Seat Equitation

Show Date:

w w w . H o r s e S h o w P a t t e r n s . c o m

w w w . H o r s e S h o w P a t t e r n s . c o m



1. Sitting trot A to B
2. Posting trot around B
3. At B canter on the right lead to C
4. Stop at C

Walk
Trot	-----
Extended Trot	-----
Canter	—————
Leg Yield	
Lead Change	↘
Back	←←←←←
Marker	⊙ B
Sidepass	←-----→

[HSE/1-7]

Pattern Provided by:

MIHA

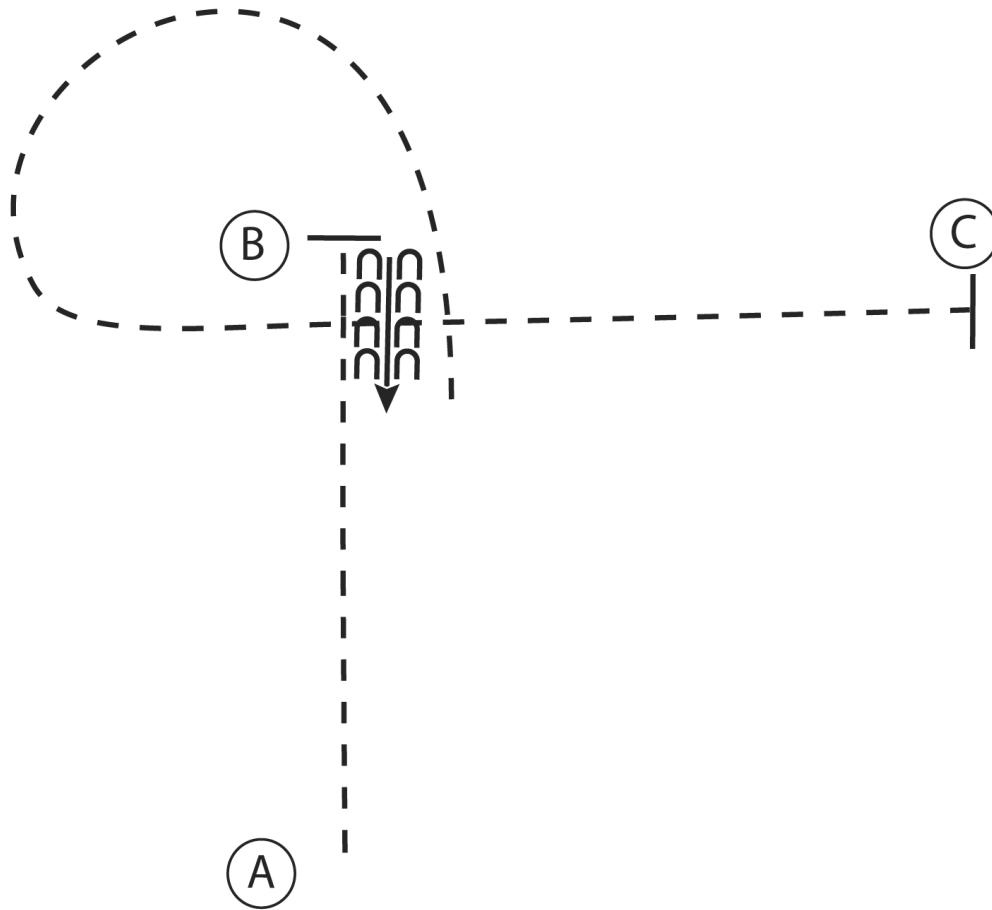
MIHA Junior 2016 Meet 1

English Equitation Walk/Trot

Show Date:

w w w . H o r s e S h o w P a t t e r n s . c o m

w w w . H o r s e S h o w P a t t e r n s . c o m



1. Trot A to B
2. At B stop and back 4 steps
3. Trot a circle around B and continue to C
4. Stop at C

Walk
Trot	-----
Extended Trot	-----
Canter	—————
Leg Yield	
Lead Change	↘
Back	← ← ← ←
Marker	(B)
Sidepass	←-----←

[HSE/WT-2]

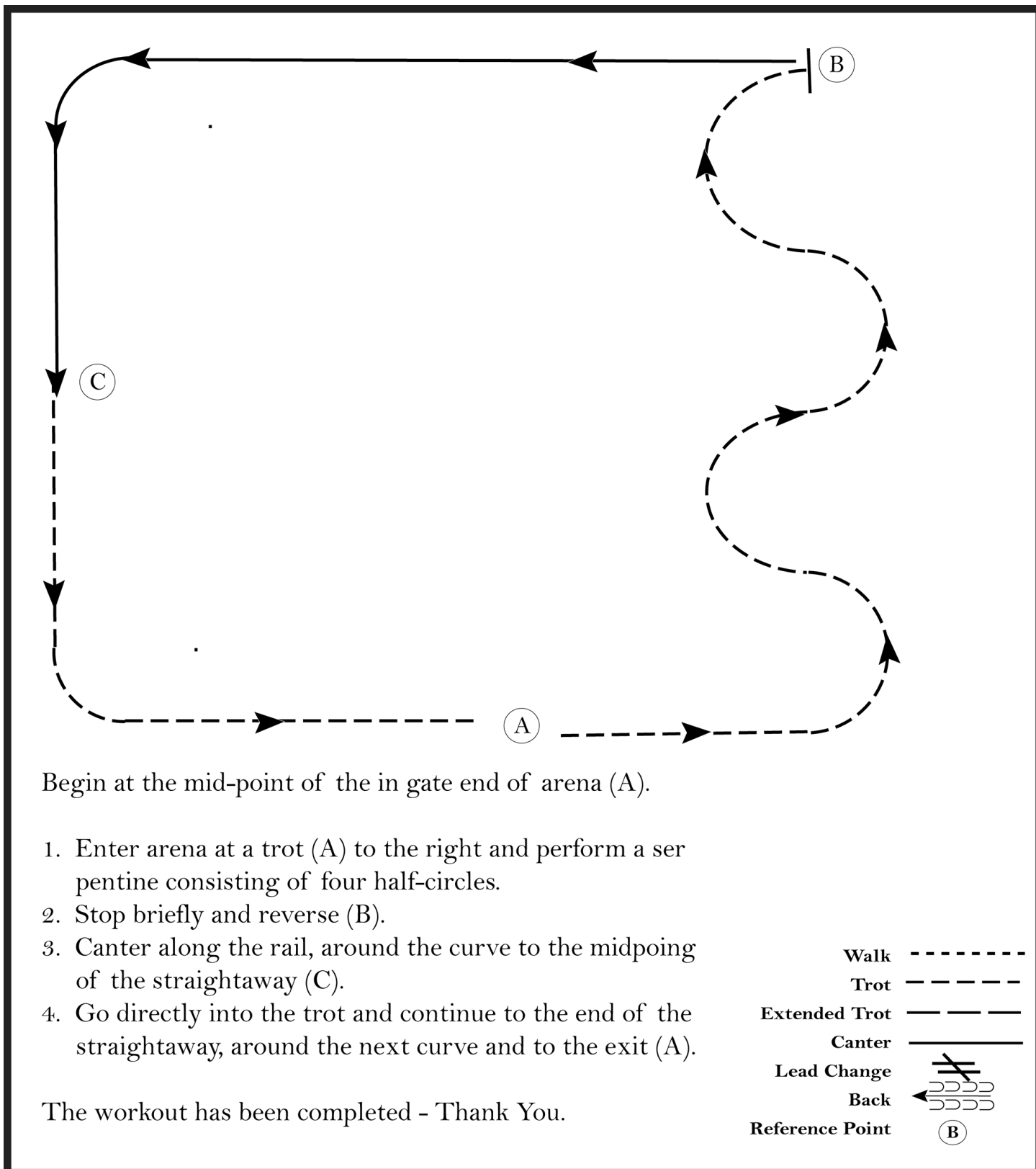
Pattern Provided by:

MIHA

MIHA Junior 2016 Meet 1

Saddle Seat Equitation

Show Date:



[SSE/11]

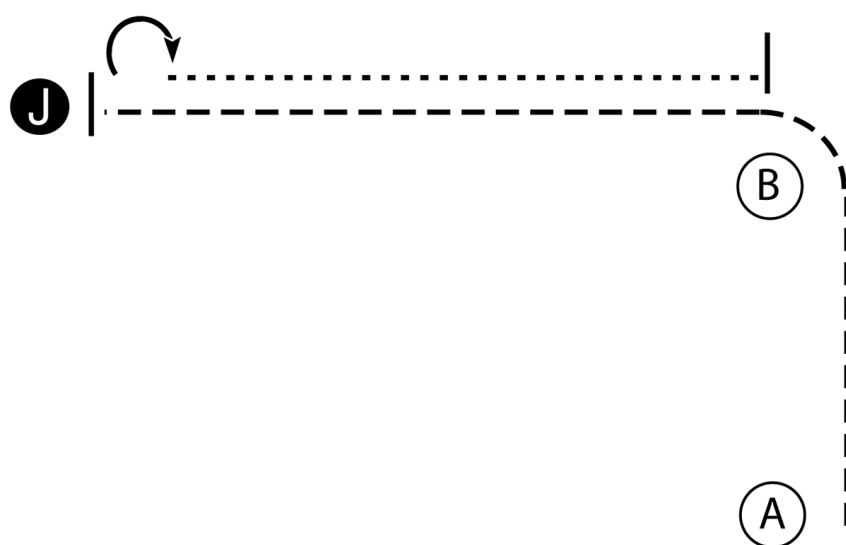
Pattern Provided by:

MIHA

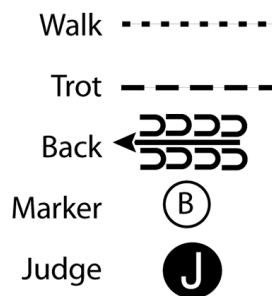
MIHA Junior 2016 Meet 1

Western Fitting and Showing

Show Date:



1. Trot from A to the Judge.
2. Stop and set up for inspection.
3. When dismissed perform a 180 degree turn.
4. Walk to B, stop and wait for instructions from the ring steward.



[S/1-7]

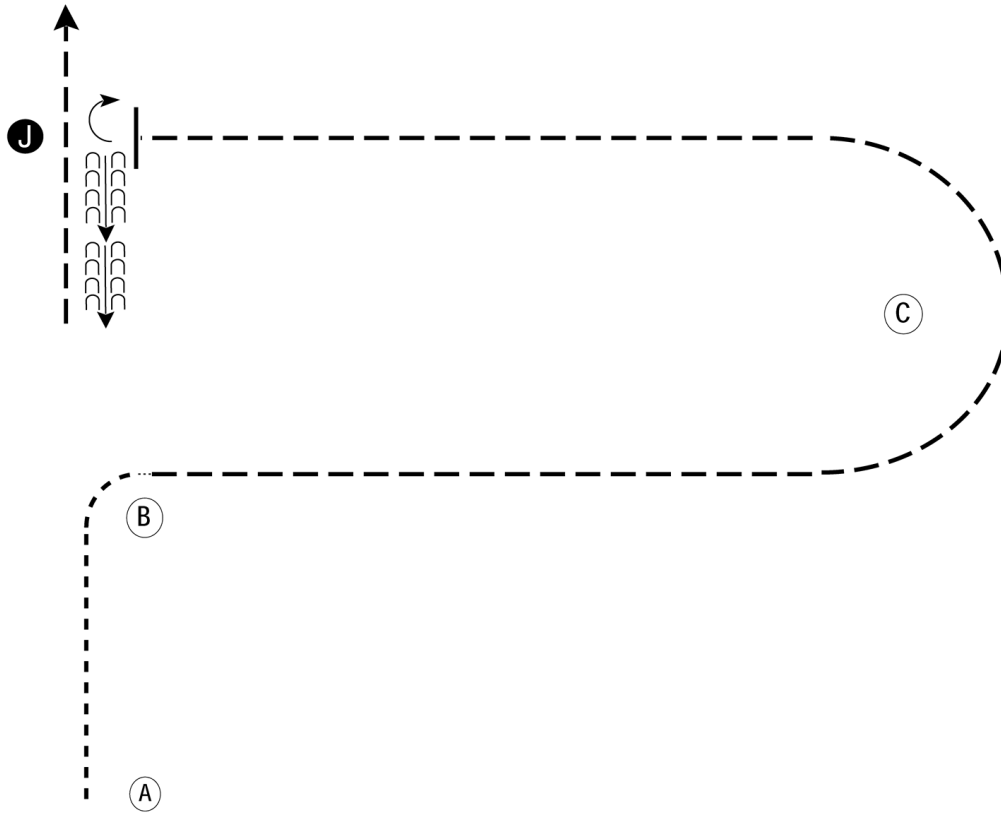
Pattern Provided by:

MIHA

MIHA Junior 2016 Meet 1

Hunt Seat Fitting and Showing

Show Date:



Be ready at A.

1. Walk to and around B.
2. Trot from B around C to the Judge.
3. Stop and set up for inspection.
4. When dismissed perform a 90 degree turn and back until even with C.
5. Trot to the line-up.

Follow the instructions of your ring steward.

Walk	-----
Trot	- - - - -
Back	←
Marker	ⓑ
Judge	ⓐ

[S/1-28]

Pattern Provided by:

MIHA

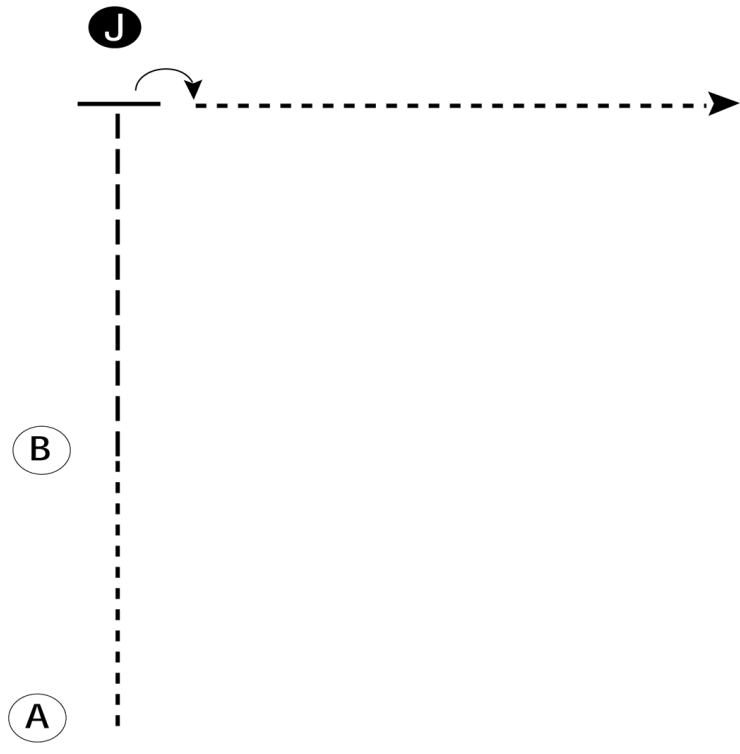
MIHA Junior 2016 Meet 1

Saddle Seat Fitting and Showing

Show Date:

w w w . H o r s e S h o w P a t t e r n s . c o m

w w w . H o r s e S h o w P a t t e r n s . c o m



Be ready at A.

1. Walk from A to B.
2. Trot from B to the judge.
3. Stop and set up for inspection.
4. When dismissed, turn 90 degrees.
5. Walk away from judge and follow the instructions of your ring steward.

Walk	-----
Trot	- - - - -
Back	←
Marker	ⓑ
Judge	ⓐ

[SWT-9]

Pattern Provided by:

MIHA

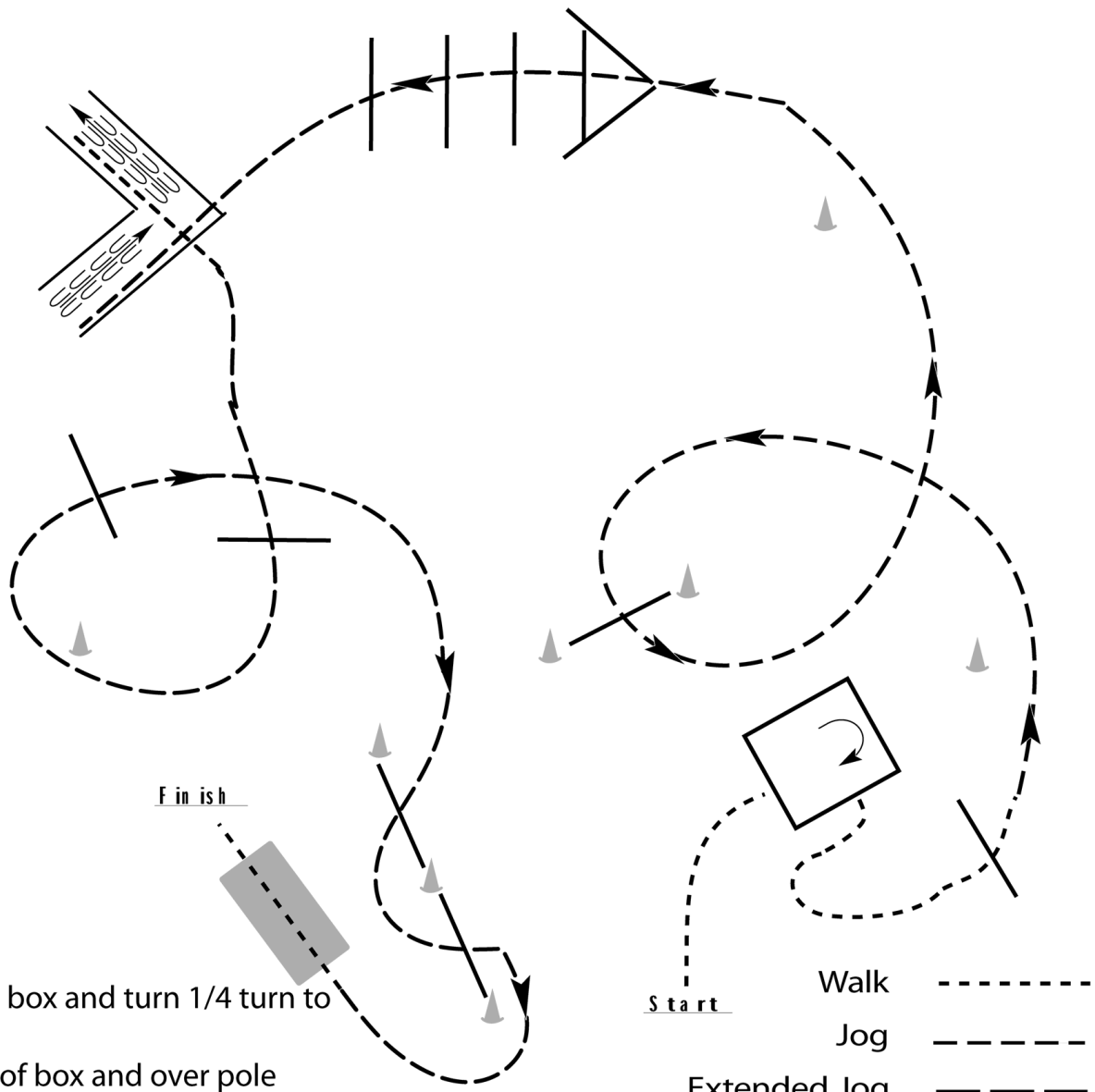
MIHA Junior 2016 Meet 1

Trail

Show Date:

w w w . H o r s e S h o w P a t t e r n s . c o m

w w w . H o r s e S h o w P a t t e r n s . c o m



1. Walk into box and turn 1/4 turn to the right
2. Walk out of box and over pole
3. Jog over poles and into chute
4. Back the L
5. Walk out of chute then jog over poles
6. Walk over bridge to finish

Walk	-----
Jog	- - - - -
Extended Jog	— — — — —
Lope	—————
Leg Yield	
Lead Change	↘
Back	←←←←←
Marker	(B)
Sidepass	←-----→

[T/WT-14]

Pattern Provided by:
MIHA

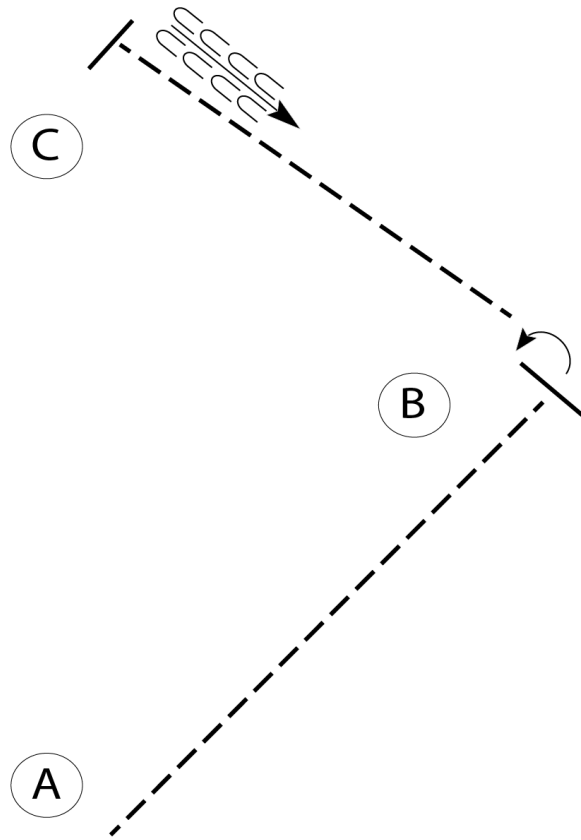
MIHA Junior 2016 Meet 1

Western Bareback

Show Date:

w w w . H o r s e S h o w P a t t e r n s . c o m

w w w . H o r s e S h o w P a t t e r n s . c o m



Be ready at A.

1. Jog A to B.
2. At B, stop and perform a 90 degree turn to the left.
3. Jog B to C.
4. Stop at C and back 4 steps.

Follow the instructions of your ring steward.

Walk	-----
Jog	- - - - -
Extended Jog	— — — —
Lope	
Lead Change	↔
Back	←←←←
Marker	(B)

[WH/WT-8]

Pattern Provided by:

MIHA

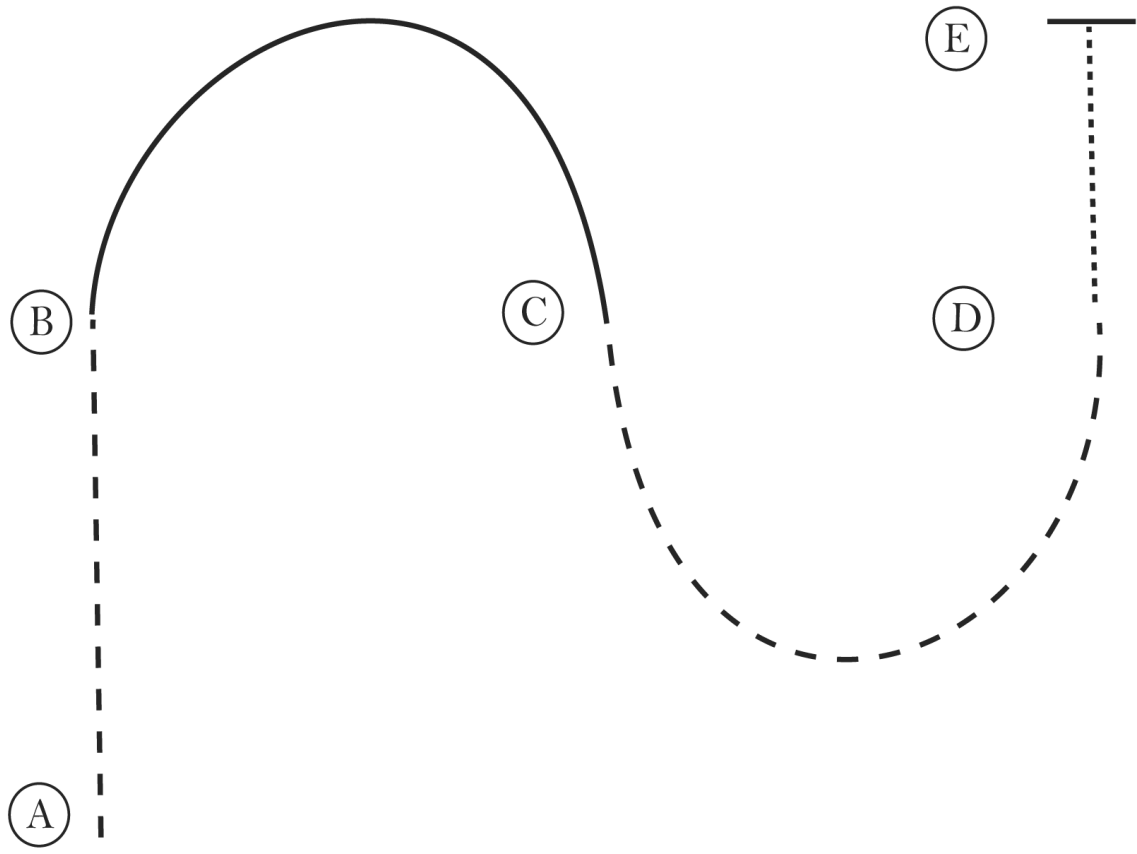
MIHA Junior 2016 Meet 1

Western Equitation

Show Date:

w w w . H o r s e S h o w P a t t e r n s . c o m

w w w . H o r s e S h o w P a t t e r n s . c o m



1. Jog A to B
2. At B lope on the right lead around C
3. At C jog around D
4. At D walk to E
5. At E stop

Walk
Jog	-----
Extended Jog	-----
Lope	—————
Leg Yield	
Lead Change	↙ ↘
Back	←←←←←
Marker	(B)
Sidepass	←←←←←

[WH/1-12]

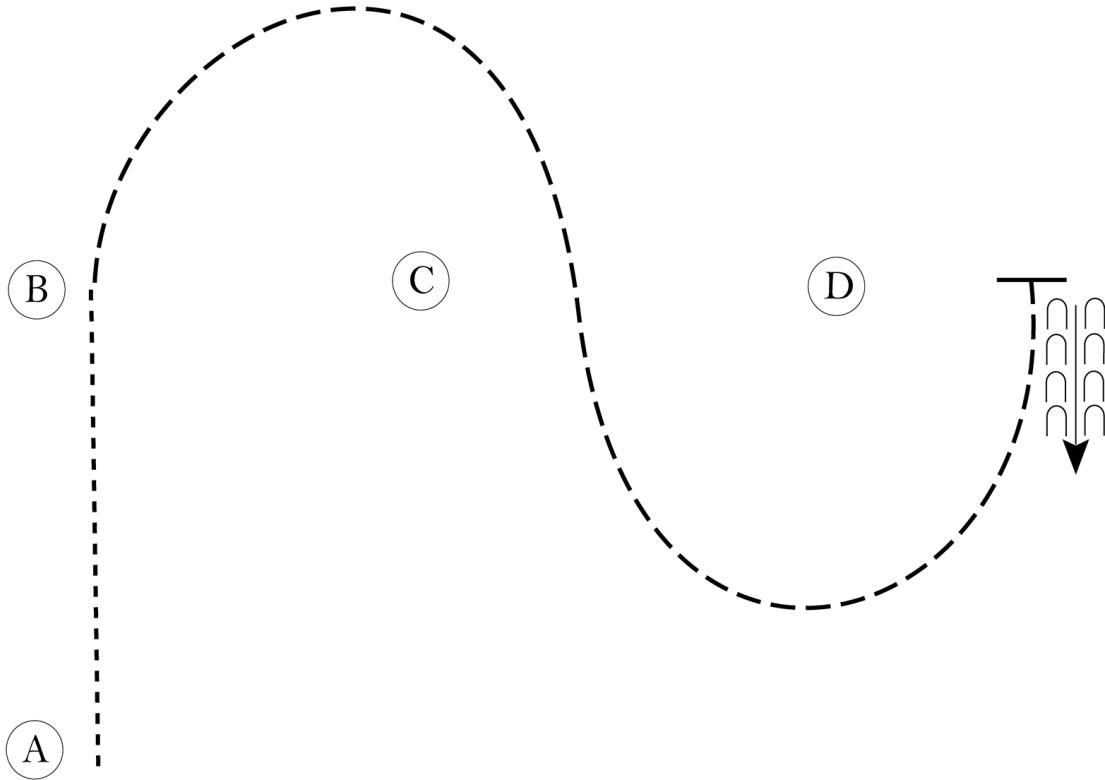
Pattern Provided by:

MIHA

MIHA Junior 2016 Meet 1

Western Equitation Walk/Trot

Show Date:



Be ready at A.

1. Walk A to B.
2. Jog at B, around C and to D.
3. Stop at D and back approximately one horse length.

Follow the instructions of your ring steward.

Walk	-----
Jog	- - - - -
Extended Jog	- - - - -
Lope	—————
Leg Yield	
Lead Change	— / —
Back	← — — — —
Marker	⊙
Sidepass	← — — — — →

[WH/WT-6]

Pattern Provided by:

MIHA

w w w . H o r s e S h o w P a t t e r n s . c o m

w w w . H o r s e S h o w P a t t e r n s . c o m