

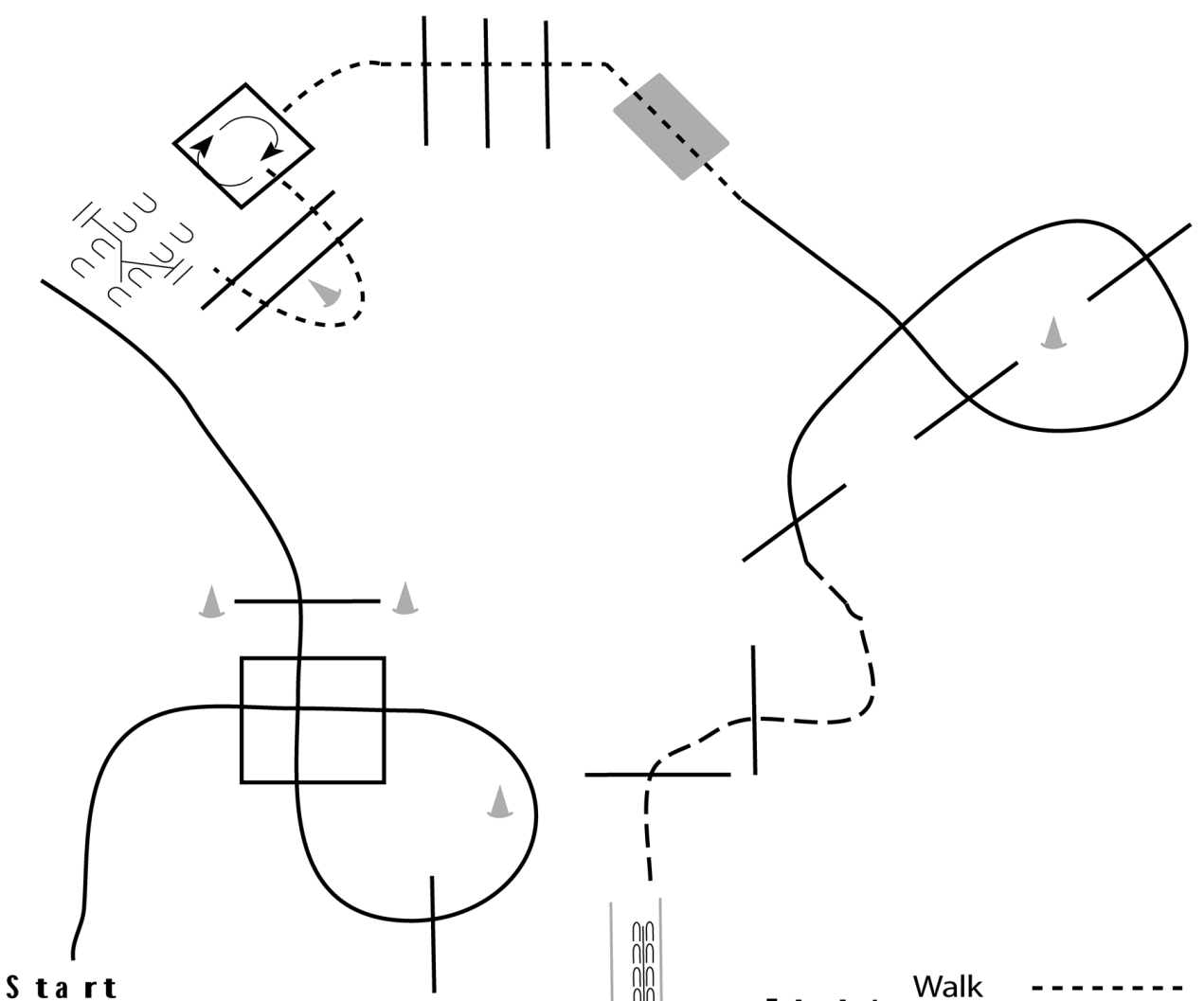
# 2017 Senior Meet 2

## Trail

Show Date: 08/01/2017

w w w . H o r s e S h o w P a t t e r n s . c o m

w w w . H o r s e S h o w P a t t e r n s . c o m



1. Lope on the right lead through box and over poles to gate
2. Right hand push gate
3. Walk over elevated poles and into box
4. 1 1/4 turn to the right in the box
5. Walk over poles and over bridge
6. Lope on the left lead over poles
7. Jog over poles to L
8. Back the L to finish

<b>Walk</b>	-----
<b>Jog</b>	- - - - -
<b>Extended Jog</b>	- - - - -
<b>Lope</b>	—————
<b>Leg Yield</b>	
<b>Lead Change</b>	—/—
<b>Back</b>	←○○○○
<b>Marker</b>	⊙ B
<b>Sidepass</b>	←-----→

[T/2-11]

**Pattern Provided by:**  
**MIHA Pattern Committee**

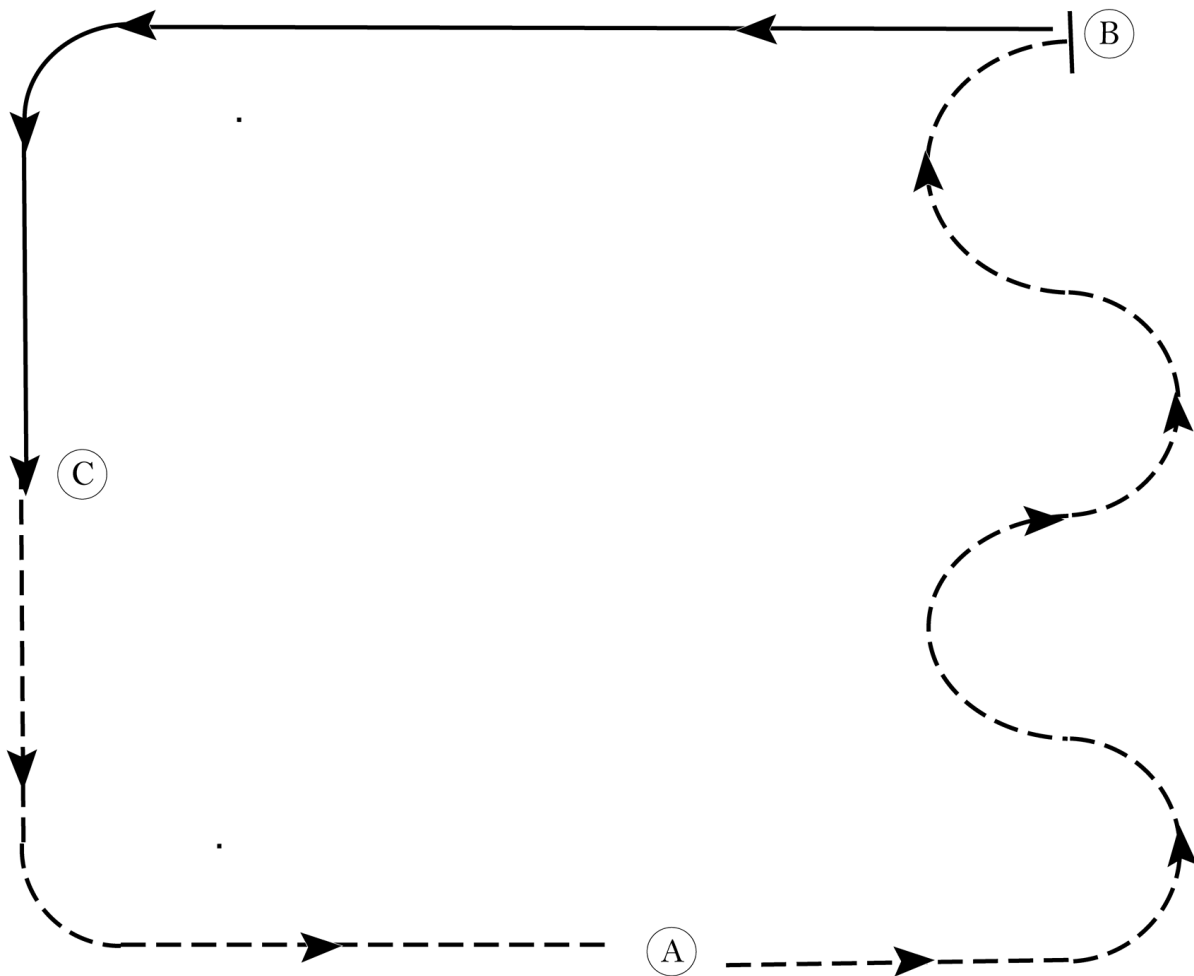
# 2017 Senior Meet 2

## Saddle Seat Equitation

Show Date: 08/01/2017

w w w . H o r s e S h o w P a t t e r n s . c o m

w w w . H o r s e S h o w P a t t e r n s . c o m



Begin at the mid-point of the in gate end of arena (A).

1. Enter arena at a trot (A) to the right and perform a serpentine consisting of four half-circles.
2. Stop briefly and reverse (B).
3. Canter along the rail, around the curve to the mid-point of the straightaway (C).
4. Go directly into the trot and continue to the end of the straightaway, around the next curve and to the exit (A).

The workout has been completed - Thank You.

Walk	-----
Trot	- - - - -
Extended Trot	— — — — —
Canter	—————
Lead Change	
Back	
Reference Point	(B)

[SSE/11]

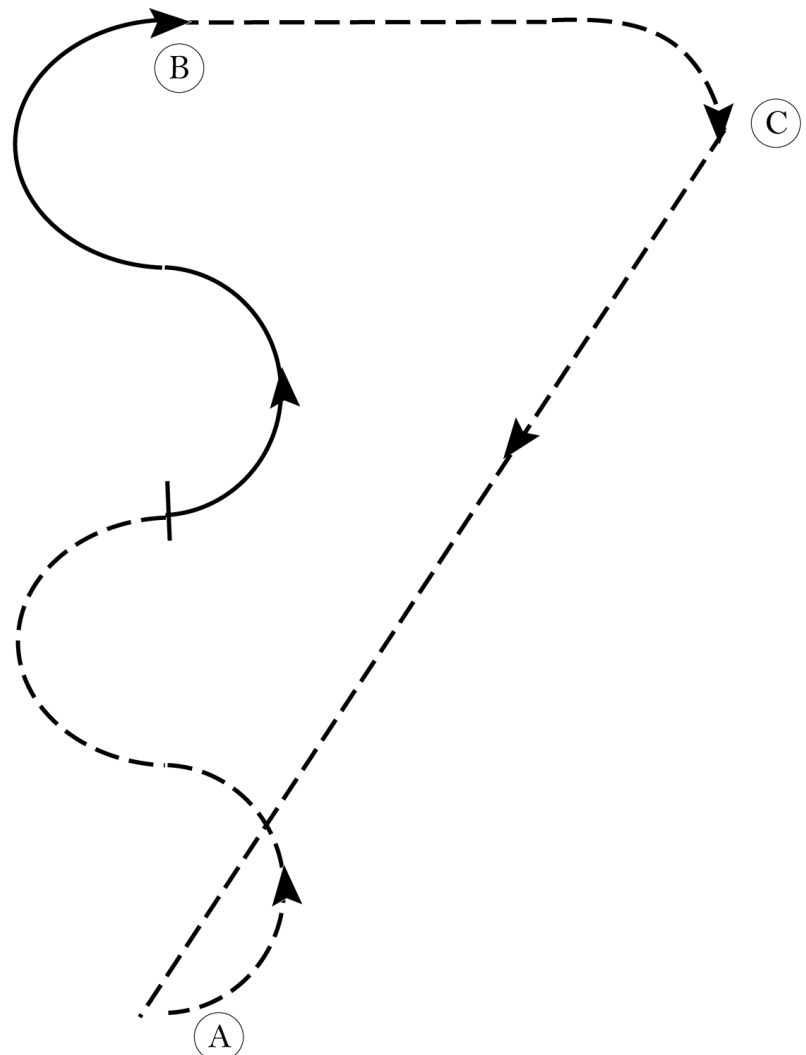
Pattern Provided by:

*MIHA Pattern Committee*

# 2017 Senior Meet 2

## Saddle Seat Bareback

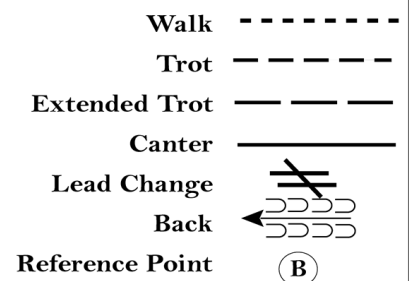
Show Date: 08/01/2017



Begin at the in gate.

1. Trot the first half circle to the right on the right diagonal.
2. Trot the second half circle on the left diagonal.
3. Stop briefly in the center of the arena.
4. Canter the third half circle on the left lead.
5. Canter the fourth half circle on the right lead.
6. Go directly into the trot (B) in a clockwise direction along the rail and around curve (C).
7. Continue the trot in a diagonal line to the out gate (A) - diagonal is your option.

The workout has been completed - Thank You.



[SSE/15]

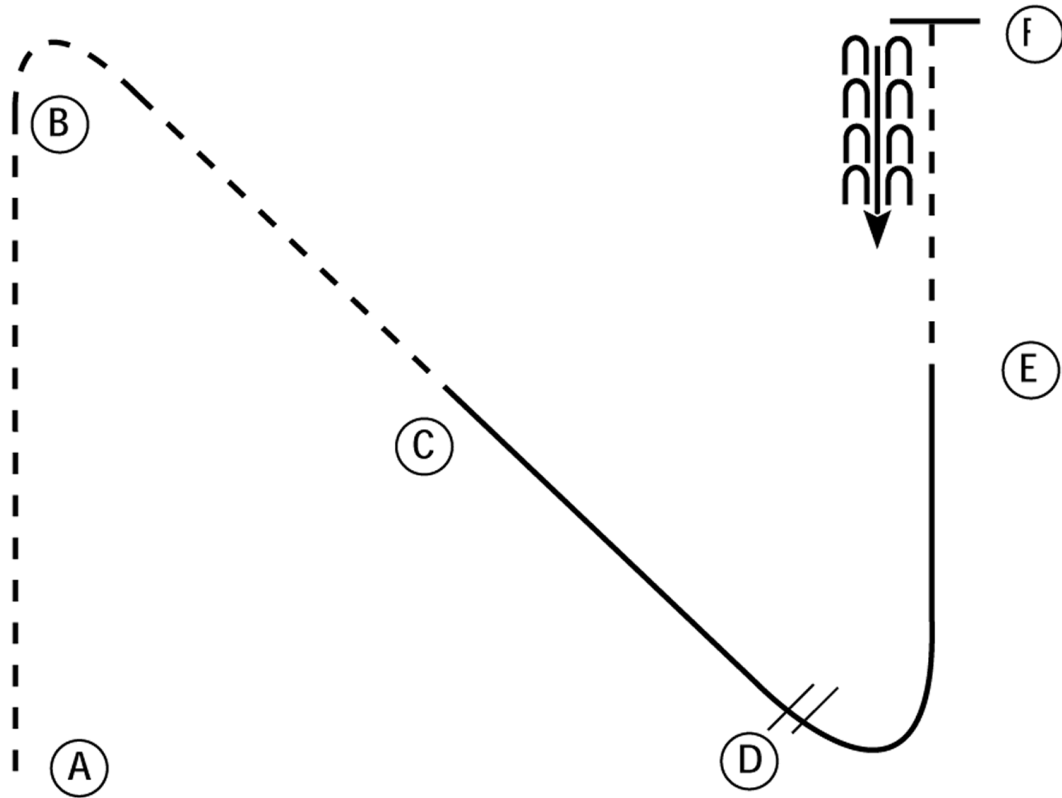
Pattern Provided by:

*MIHA Pattern Committee*

# 2017 Senior Meet 2

## Hunt Seat Equitation

Show Date: 08/01/2017



1. Posting trot on the left diagonal A to B
2. At B change diagonals and continue to C
3. At C canter on the left lead to D
4. At D change leads and canter to E
5. At E sitting trot to F
6. Stop at F and back approximately one horse length.

Walk	.....
Trot	-----
Extended Trot	-----
Canter	—————
Leg Yield	
Lead Change	///
Back	←←←←←
Marker	(B)
Sidepass	←←←←←

[HSE/2-26]

Pattern Provided by:

*MIHA Pattern Committee*

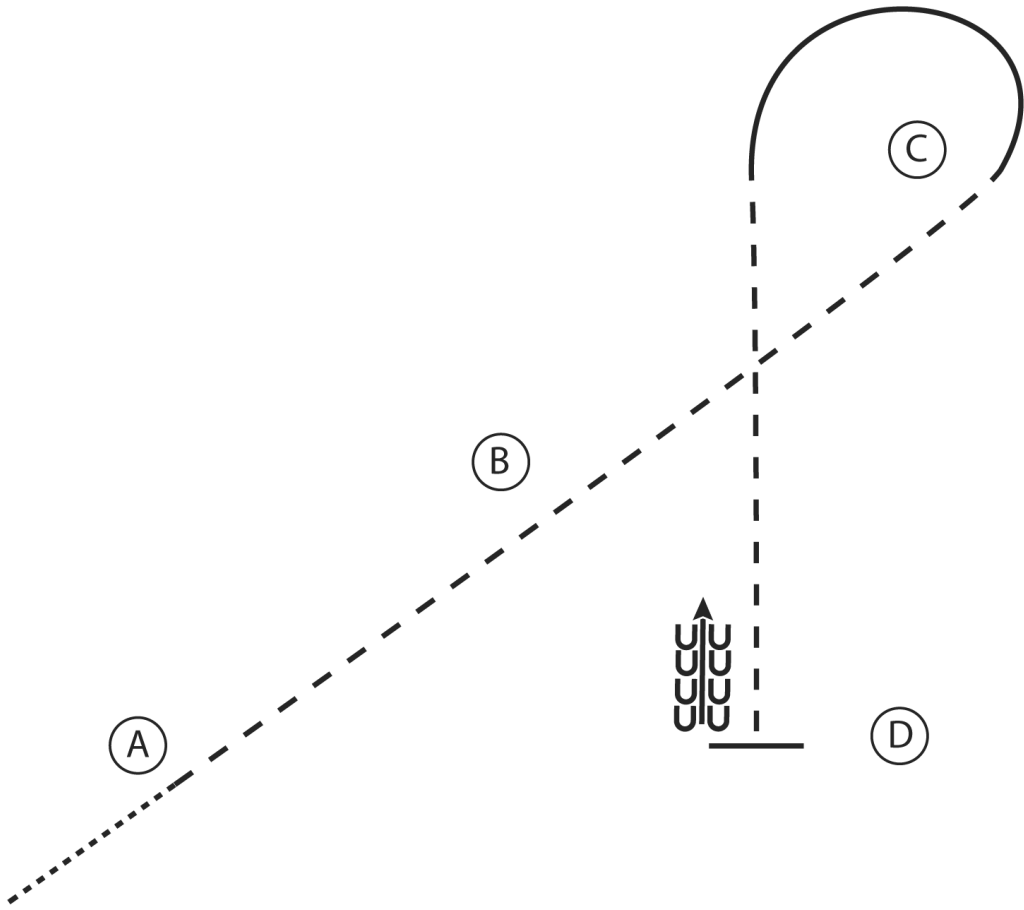
# 2017 Senior Meet 2

## Hunt Seat Bareback

Show Date: 08/01/2017

w w w . H o r s e S h o w P a t t e r n s . c o m

w w w . H o r s e S h o w P a t t e r n s . c o m



1. Walk to A
2. Sitting trot to B
3. Posting trot to C on the right diagonal
4. At C canter a half circle on the left lead
5. At C posting trot to D on the left diagonal
6. Stop at D and back 4 steps

Walk	.....
Trot	-----
Extended T rot	-----
Canter	—————
Leg Yield	
Lead Change	↘
Back	←←←←
Marker	(B)
Sidepass	←←←←

[HSE/2-2]

Pattern Provided by:  
*MIHA Pattern Committee*

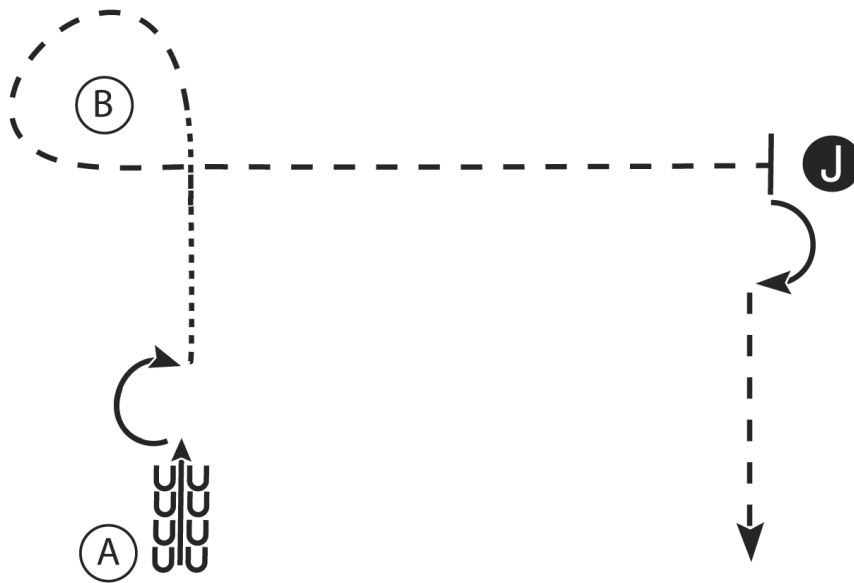
# 2017 Senior Meet 2

## Hunt Seat Showmanship

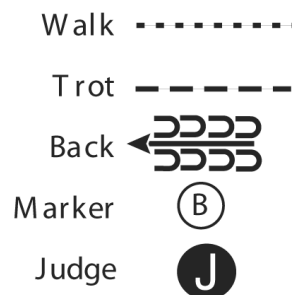
Show Date: 08/01/2017

w w w . H o r s e S h o w P a t t e r n s . c o m

w w w . H o r s e S h o w P a t t e r n s . c o m



1. At A back 4 steps
2. Perform a 180 degree turn
3. Walk to B
4. At B trot around B and to the judge, set up for inspection
5. When dismissed perform a 90 degree turn and trot straight away from the judge



[S/2-1]

Pattern Provided by:

*MIHA Pattern Committee*

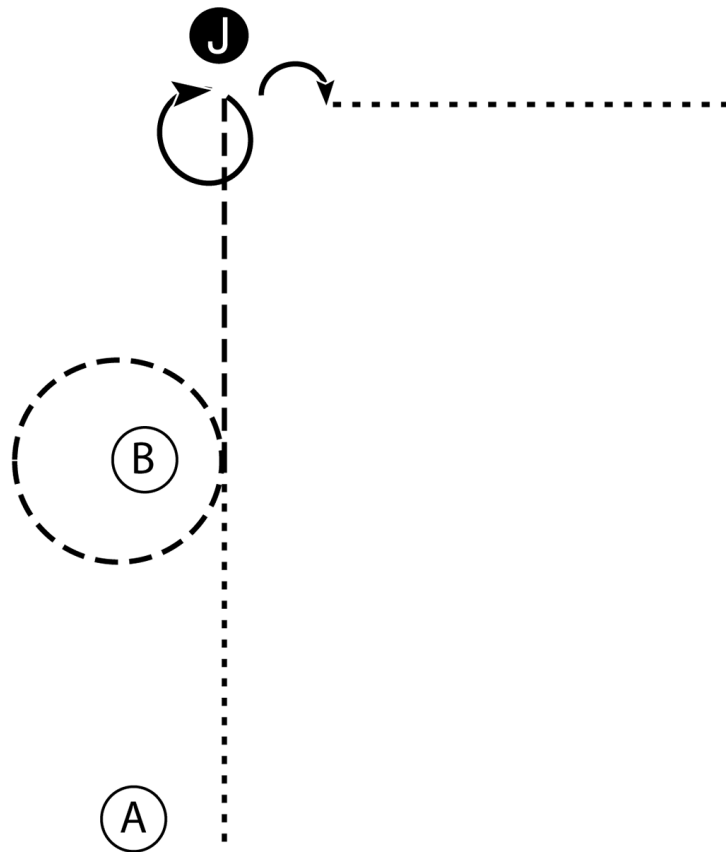
# 2017 Senior Meet 2

## Western Showmanship

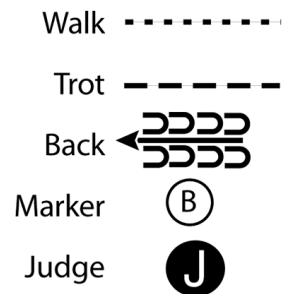
Show Date: 08/01/2017

w w w . H o r s e S h o w P a t t e r n s . c o m

w w w . H o r s e S h o w P a t t e r n s . c o m



1. Walk from A to B.
2. At B trot. Trot a circle around B and continue to the Judge.
3. Stop and perform a 360 degree turn. Set up for inspection.
4. When dismissed perform a 90 degree turn.
5. Walk straight away from the Judge.



[S/2-8]

Pattern Provided by:

*MIHA Pattern Committee*

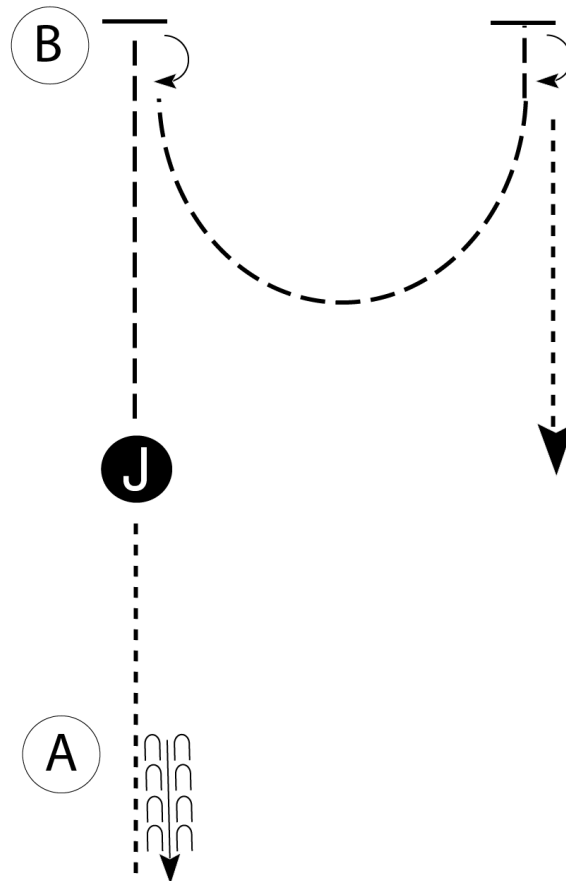
# 2017 Senior Meet 2

## Saddle Seat Showmanship

Show Date: 08/01/2017

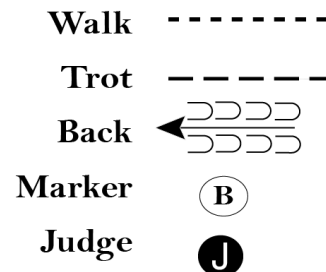
w w w . H o r s e S h o w P a t t e r n s . c o m

w w w . H o r s e S h o w P a t t e r n s . c o m



Be ready at A.

1. When acknowledged, back approximately one horse length.
2. Walk to judge. Stop and set up for inspection.
3. Judge will end inspection on horse's left side. When dismissed, trot to B.
4. Stop and perform a 180 degree turn.
5. Trot in a half circle until even with B.
6. Stop and perform a 180 degree turn.
7. Walk straight away to exit.



Follow the instructions of your ring steward.

[S/2-89]

Pattern Provided by:

*MIHA Pattern Committee*

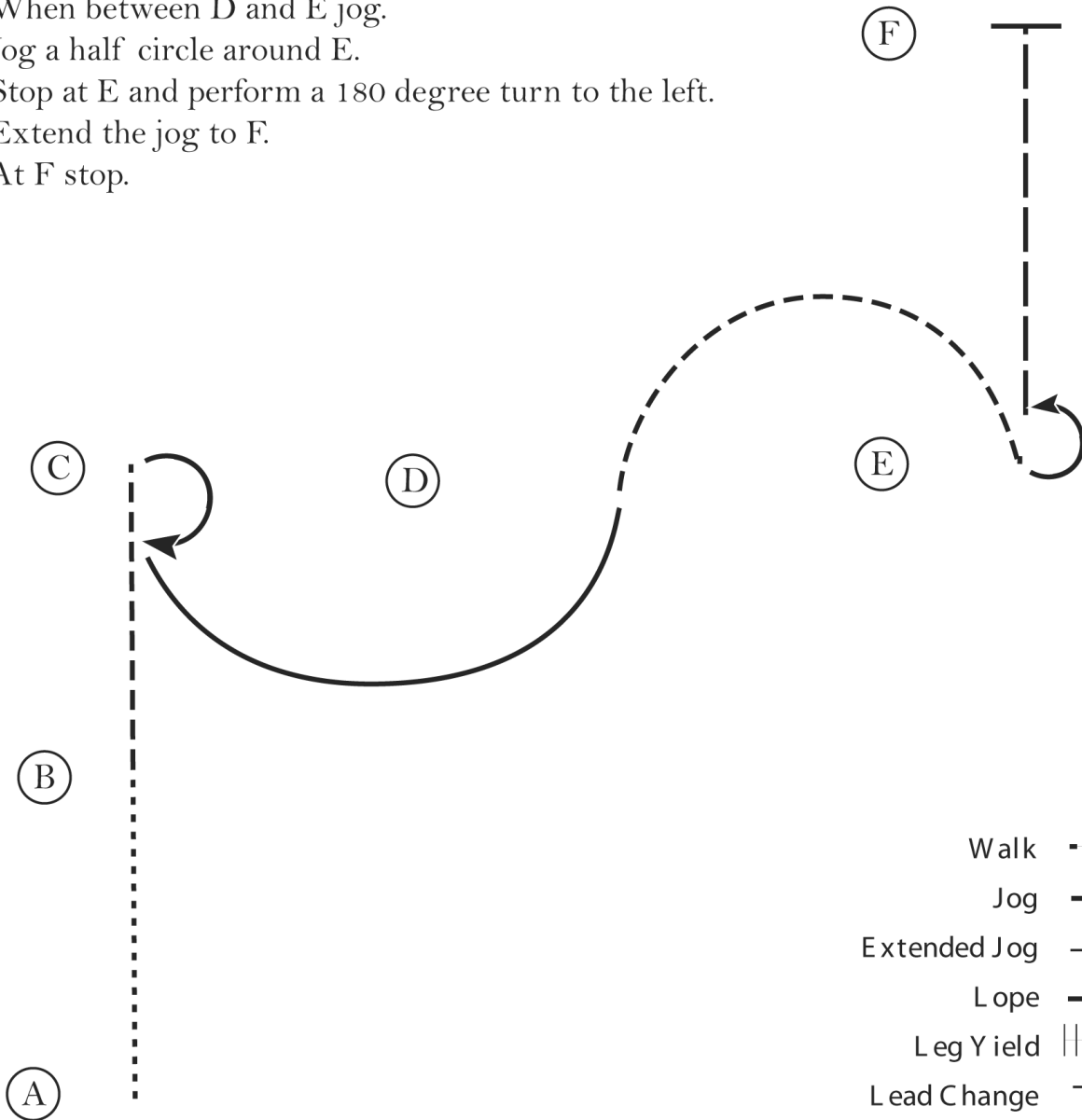


# 2017 Senior Meet 2

## Western Equitation

Show Date: 08/01/2017

1. Walk A to B.
2. At B jog to C.
3. At C perform a 180 degree turn to the right.
4. Lope a half circle around D on the left lead.
5. When between D and E jog.
6. Jog a half circle around E.
7. Stop at E and perform a 180 degree turn to the left.
8. Extend the jog to F.
9. At F stop.



Walk	.....
Jog	- - - - -
Extended Jog	— — — — —
Lope	—————
Leg Yield	
Lead Change	↘ ↙
Back	←←←←←
Marker	⊙
Sidepass	← - - - - ←

[WH/2-5]

Pattern Provided by:

*MIHA Pattern Committee*

w w w . H o r s e S h o w P a t t e r n s . c o m

w w w . H o r s e S h o w P a t t e r n s . c o m

# 2017 Senior Meet 2

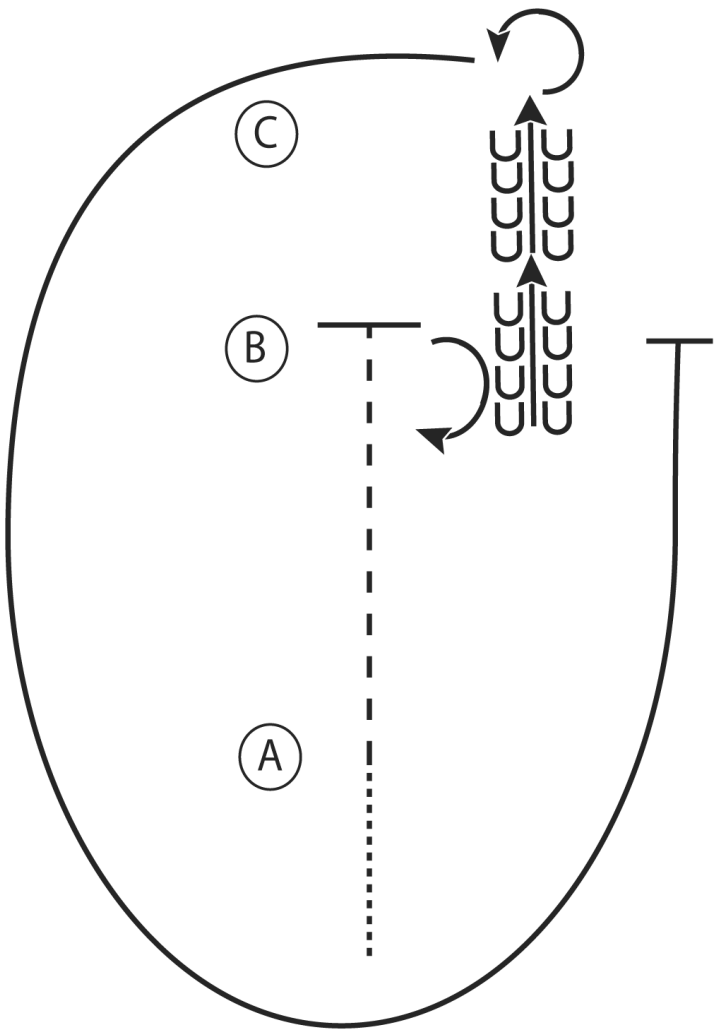
## Western Bareback

Show Date: 08/01/2017

www.HorseShowPatterns.com

www.HorseShowPatterns.com

1. Walk to A
2. Jog A to B
3. Stop at B and perform a 180 degree turn to the right
4. Back to C
5. At C perform a 270 degree turn to the left
6. Lope a circle around A, returning to B
7. Stop at B



Walk	.....
Jog	-----
Extended Jog	-----
Lope	————
Leg Yield	
Lead Change	↙
Back	←←← →→→
Marker	Ⓚ
Sidepass	←- - - ->

[WH/2-14]

Pattern Provided by:  
*MIHA Pattern Committee*