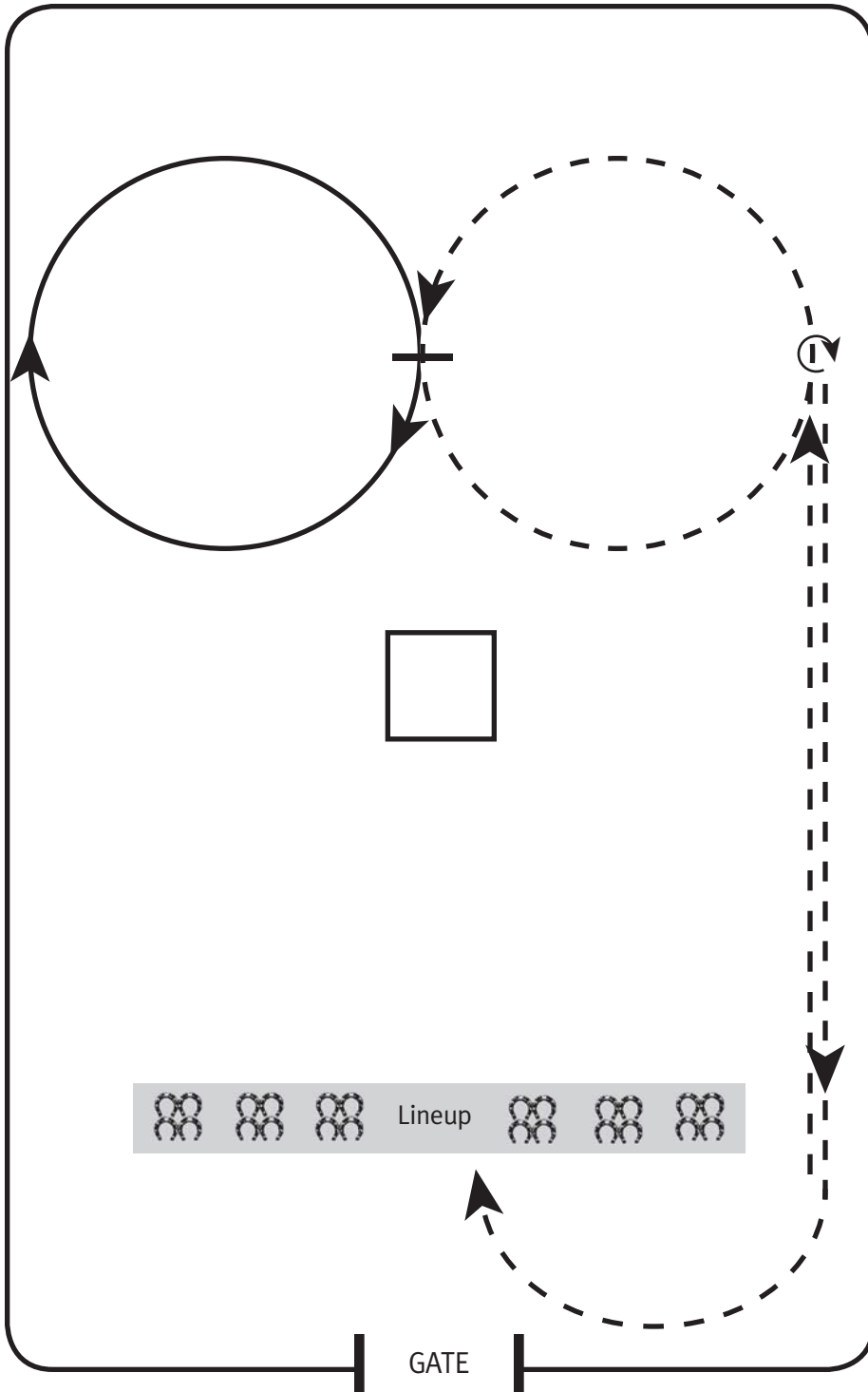


SADDLE SEAT EQUITATION MEET#3

Saddle Seat

PATTERN F • Tests 2,3,6,10










Enter the ring to the right at a trot on the right diagonal to the 3/4 point of the rail and execute a half circle to the left at the trot to the center of the ring on the right diagonal. Halt.

Canter a circle to the right on the right lead. Halt.

Trot a half circle to the left on the right diagonal back to the rail. Halt.

Reverse and trot down the rail showing two changes of diagonal beginning on the left diagonal.

Return to the lineup or exit the ring at the trot.

	Stop / Halt
	Canter
	Trot
	Walk
	Back
	Marker
	Lineup

Saddle Seat

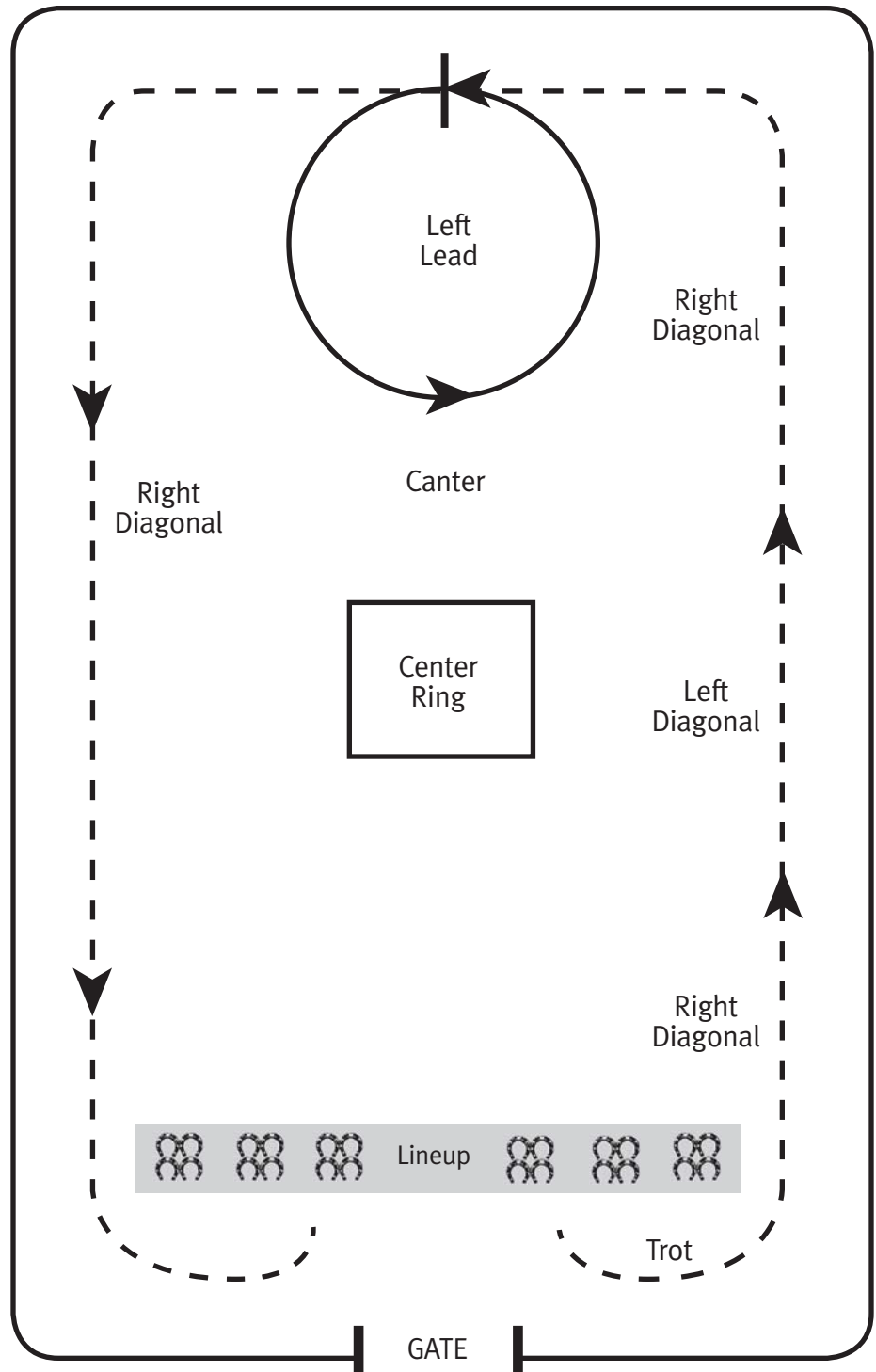
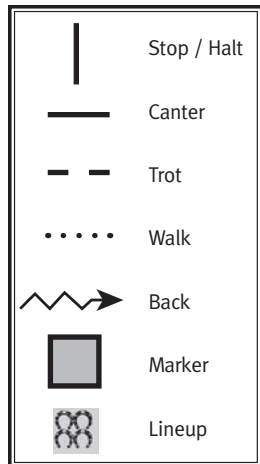
SADDLE SEAT BAREBACK MEET #3

PATTERN C • Tests 6,10

From the lineup, trot down the right hand straightaway showing two changes of diagonal. Begin on the right diagonal. Continue trotting to the center of the end. Halt.

Canter a circle on the left lead. Halt.

Trot from the center of the end down the opposite straightaway on the right diagonal. Return to the lineup without stopping, or continue to the exit at the trot.



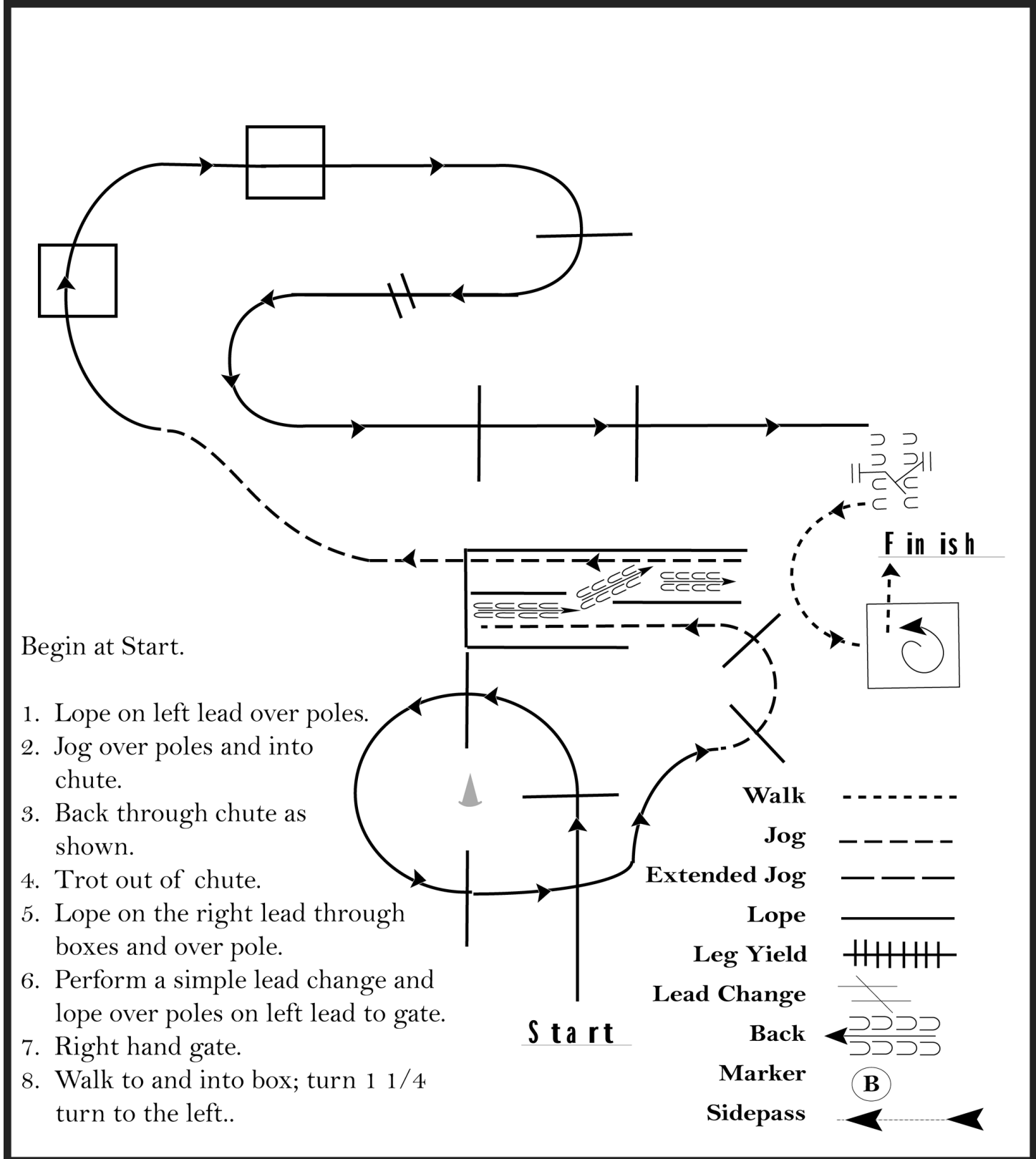
2017 Senior Meet 3

Trail

Show Date: 08-25-2017

www.HorseShowPatterns.com

www.HorseShowPatterns.com



Begin at Start.

1. Lope on left lead over poles.
2. Jog over poles and into chute.
3. Back through chute as shown.
4. Trot out of chute.
5. Lope on the right lead through boxes and over pole.
6. Perform a simple lead change and lope over poles on left lead to gate.
7. Right hand gate.
8. Walk to and into box; turn 1 1/4 turn to the left..

Walk	-----
Jog	- - - - -
Extended Jog	- - - - -
Lope	—————
Leg Yield	
Lead Change	///
Back	⤵⤵⤵
Marker	Ⓚ
Sidepass	----->

[T/2-10]

Pattern Provided by:
MIHA Pattern Committee

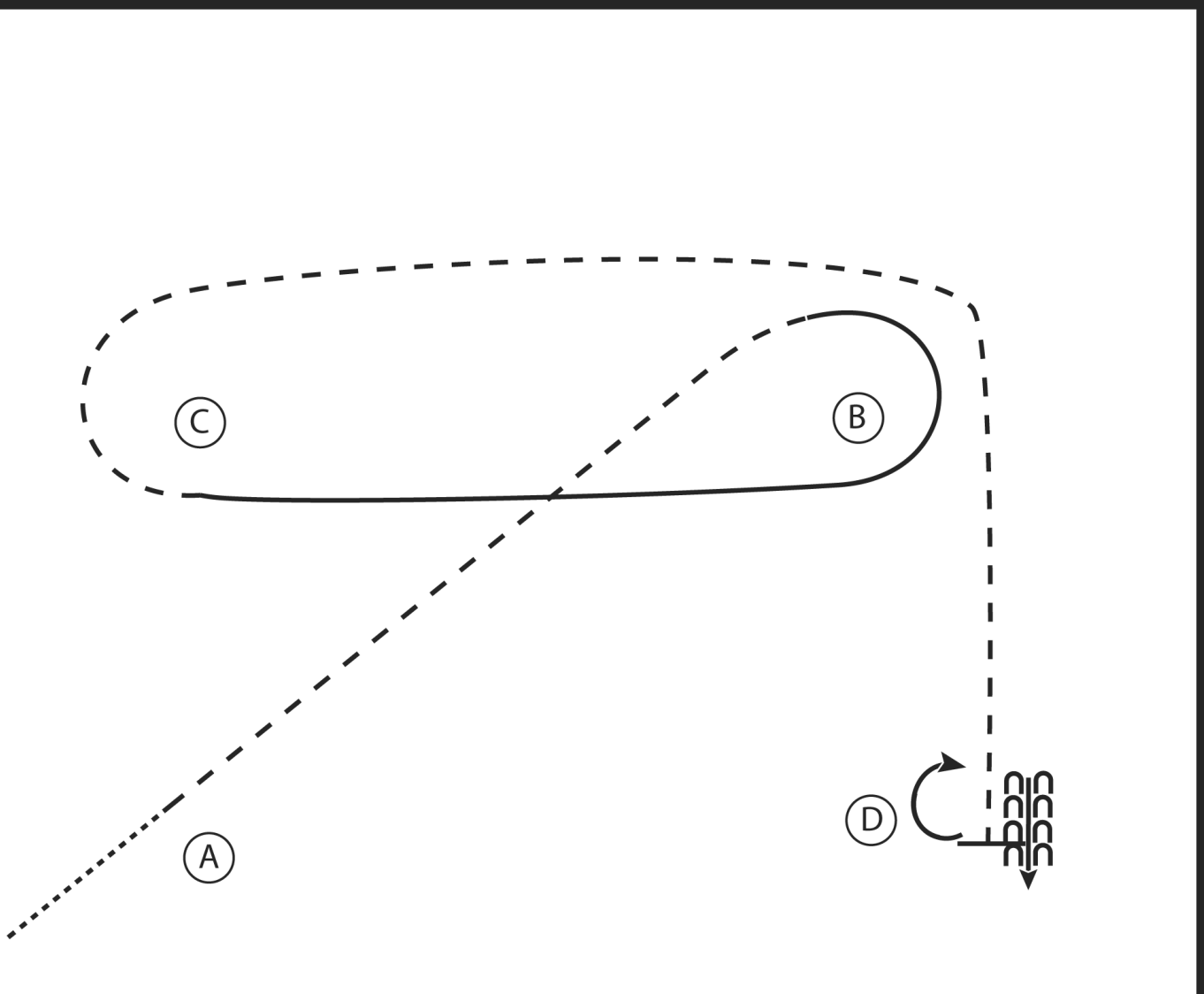
2017 Senior Meet 3

Hunt Seat Bareback

Show Date: 08-25-2017

w w w . H o r s e S h o w P a t t e r n s . c o m

w w w . H o r s e S h o w P a t t e r n s . c o m



1. Walk to A
2. Sitting trot to B
3. At B canter on the right lead around B to C
4. At C posting trot around C and B to D
5. At D stop and perform a 180 degree turn to the right on the hindquarters
6. Back 4 steps

Walk
Trot	- - - - -
Extended Trot	— — — — —
Canter	— — — — —
Leg Yield	
Lead Change	— / —
Back	← c c c c
Marker	(B)
Sidepass	← - - - - ←

[HSE/2-10]

Pattern Provided by:

MIHA Pattern Committee

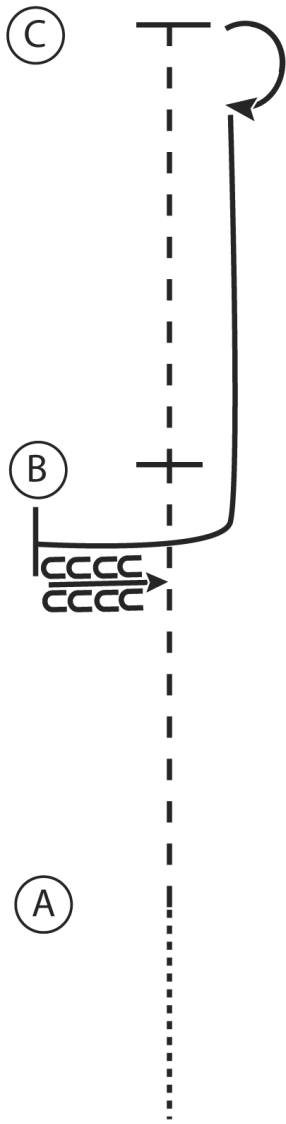
2017 Senior Meet 3

Hunt Seat Equitation

Show Date: 08-25-2017

www.HorseShowPatterns.com

www.HorseShowPatterns.com



1. Walk to A
2. Posting trot, left diagonal, A to B
3. Stop at B
4. Posting trot, right diagonal, B to C
5. Stop at C and perform a 180 degree turn to the right on the forehand
6. Canter on the left lead to and around B
7. At B stop and back

Walk
Trot	- - - - -
Extended Trot	- - - - -
Canter	—————
Leg Yield	
Lead Change	— / —
Back	←←←←← ←←←←←
Marker	(B)
Sidepass	← - - - - ←

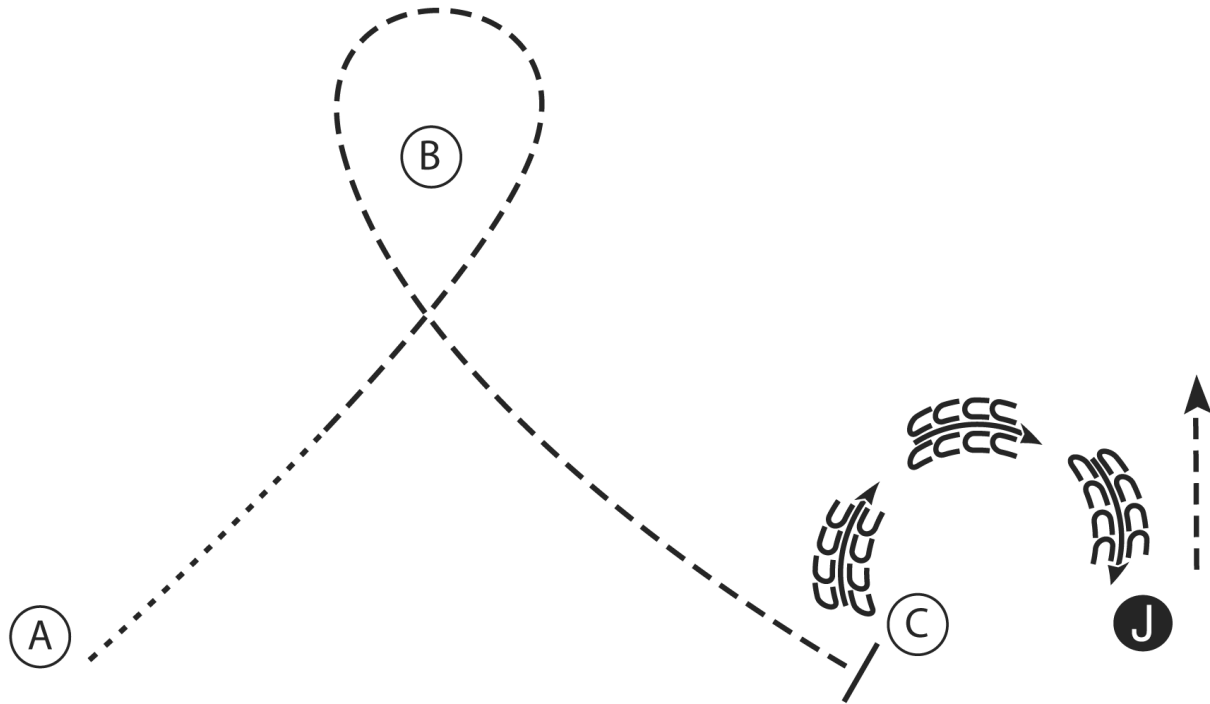
[HSE/2-8]

Pattern Provided by:
MIHA Pattern Committee

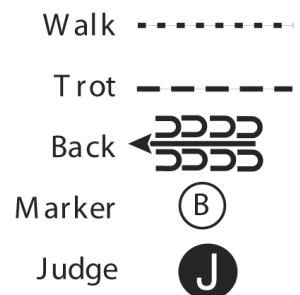
2017 Senior Meet 3

Hunt Seat Showmanship

Show Date: 08-25-2017



1. Walk halfway from A to B
2. Trot to and around B and continue to C
3. Stop at C and back in a half circle to the judge
4. Stop and set up for inspection
5. When dismissed trot straight away from the judge



[S/2-2]

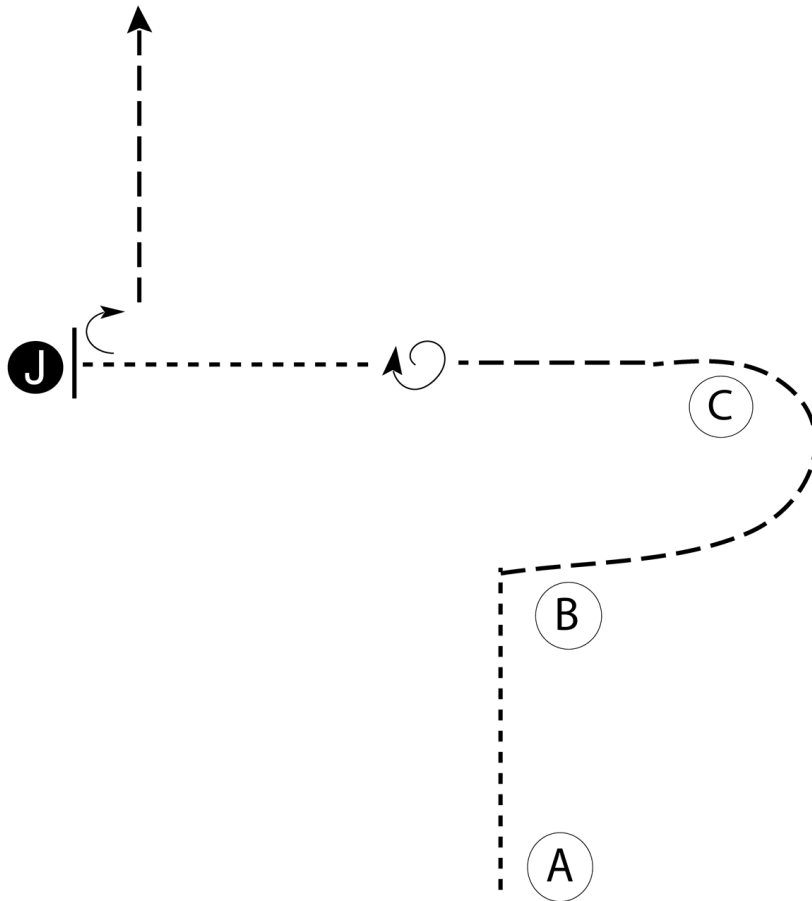
Pattern Provided by:

MIHA Pattern Committee

2017 Senior Meet 3

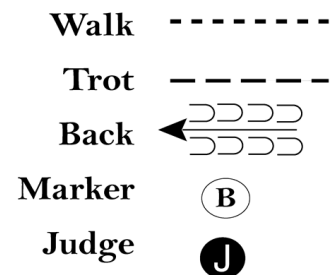
Western Showmanship

Show Date: 08-25-2017



Be ready at A.

1. Walk to B.
2. Trot from B and around C as shown.
3. Halfway between C and the judge, stop and do a 360 degree turn.
4. Walk to judge and set up for inspection.
5. When dismissed, do a 90 degree turn and trot away.



[S/2-21]

Pattern Provided by:

MIHA Pattern Committee

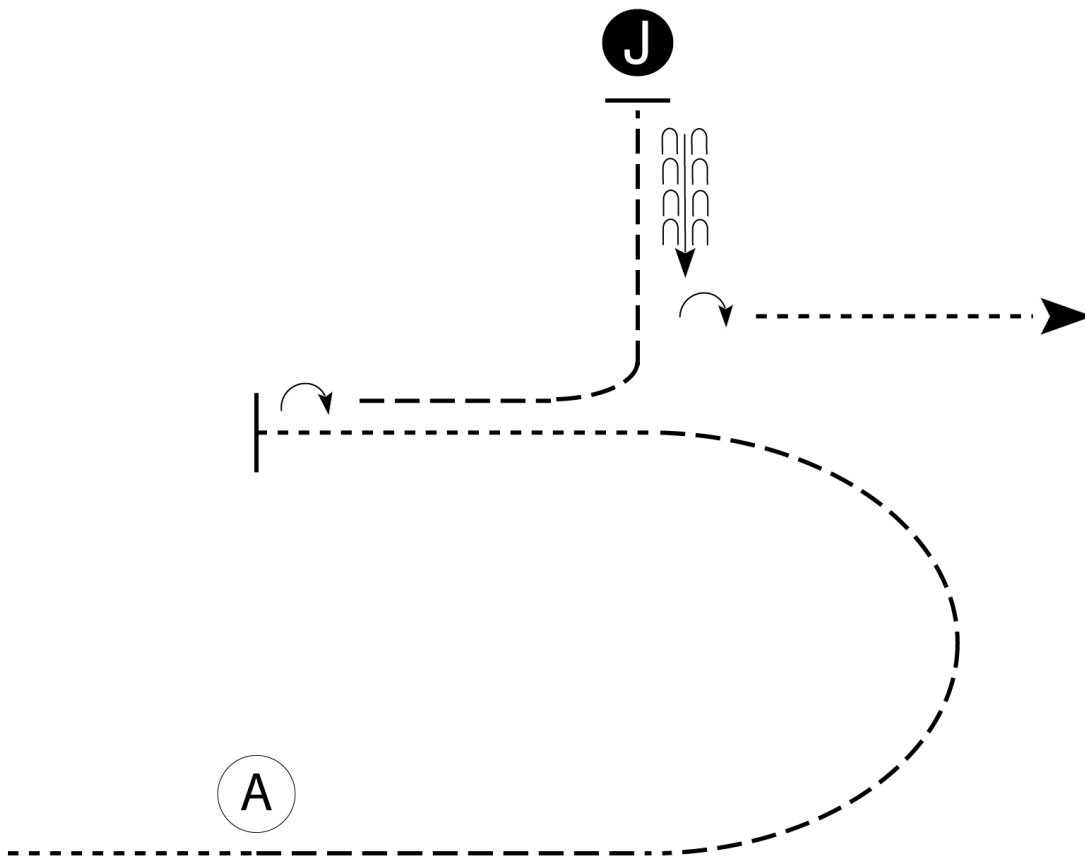
2017 Senior Meet 3

Saddle Seat Showmanship

Show Date: 08-25-2017

w w w . H o r s e S h o w P a t t e r n s . c o m

w w w . H o r s e S h o w P a t t e r n s . c o m



Be ready before A.

1. Walk to A.
2. Trot in a half circle until even with Judge.
3. Walk in a straight line until even with A.
4. Stop and perform a 1/2 turn.
5. Trot an arc to judge.
6. Stop and set up for inspection.
7. When dismissed, back approximately one horse length.
8. Perform a 1/4 turn and walk straight away.

Follow the instructions of your ring steward.

- Walk -----
- Trot - - - - -
- Back ← — — — — —
- Marker (B)
- Judge (J)

[S/2-83]

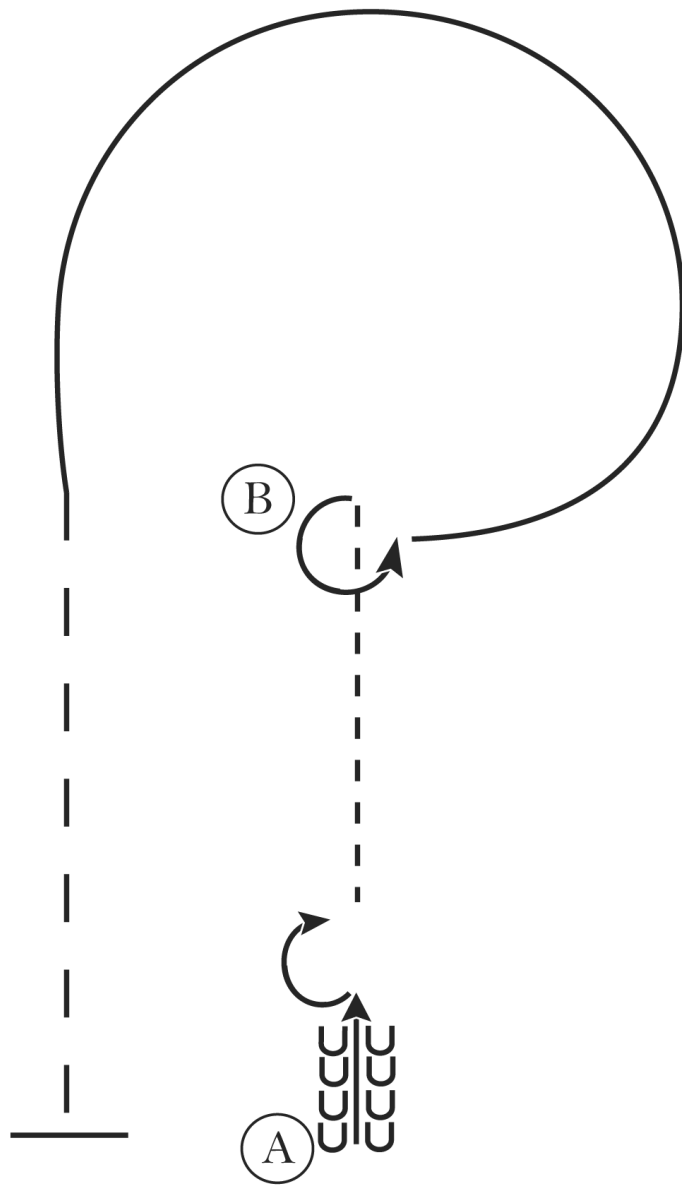
Pattern Provided by:

MIHA Pattern Committee

2017 Senior Meet 3

Western Equitation

Show Date: 08-25-2017



1. Back 4 steps at A.
2. Perform a 180 degree turn to the right.
3. Jog to B.
4. At B perform a 270 degree turn to the left .
5. Lope a circle around B on the left lead.
6. At B extend the jog to A.
7. At A stop.

Walk
Jog	-----
Extended Jog	-----
Lope	—————
Leg Yield	
Lead Change	—/—
Back	←←← →→→
Marker	Ⓚ
Sidepass	←---←

[WH/2-8]

Pattern Provided by:

MIHA Pattern Committee

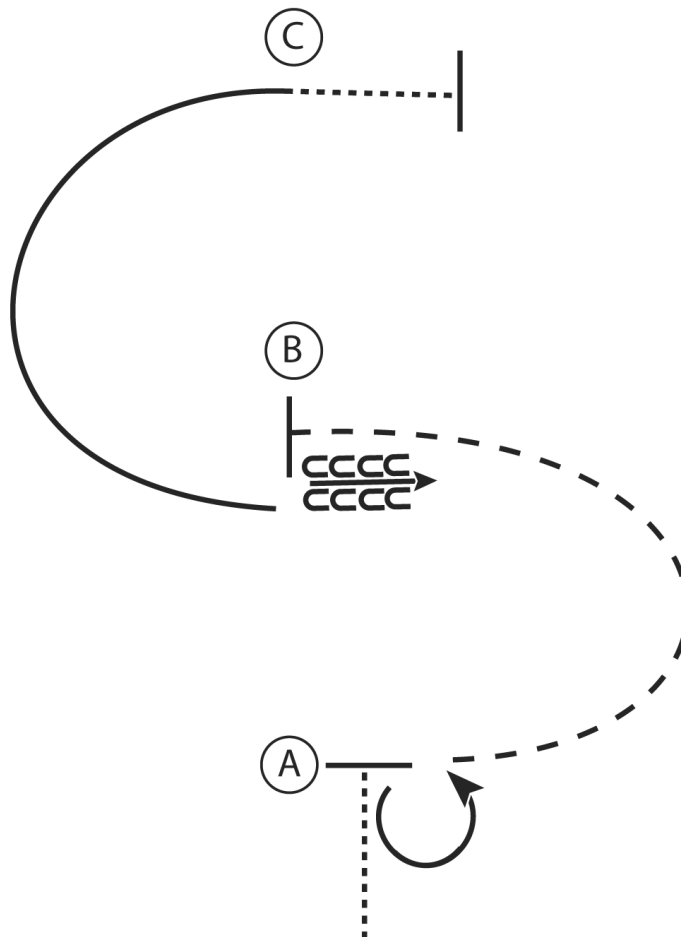
2017 Senior Meet 3

Western Bareback

Show Date: 08-25-2017

w w w . H o r s e S h o w P a t t e r n s . c o m

w w w . H o r s e S h o w P a t t e r n s . c o m



1. Walk to A
2. Stop at A and perform a 270 degree turn to the left
3. Jog a half circle to B
4. Stop at B and back 3 steps
5. Lope a half circle to C on the left lead
6. At C walk 5 steps and stop

Walk
Jog	-----
Extended Jog	-----
Lope	—————
Leg Yield	
Lead Change	↘
Back	←←←
Marker	(B)
Sidepass	←←←

[WH/2-29]

Pattern Provided by:

MIHA Pattern Committee