

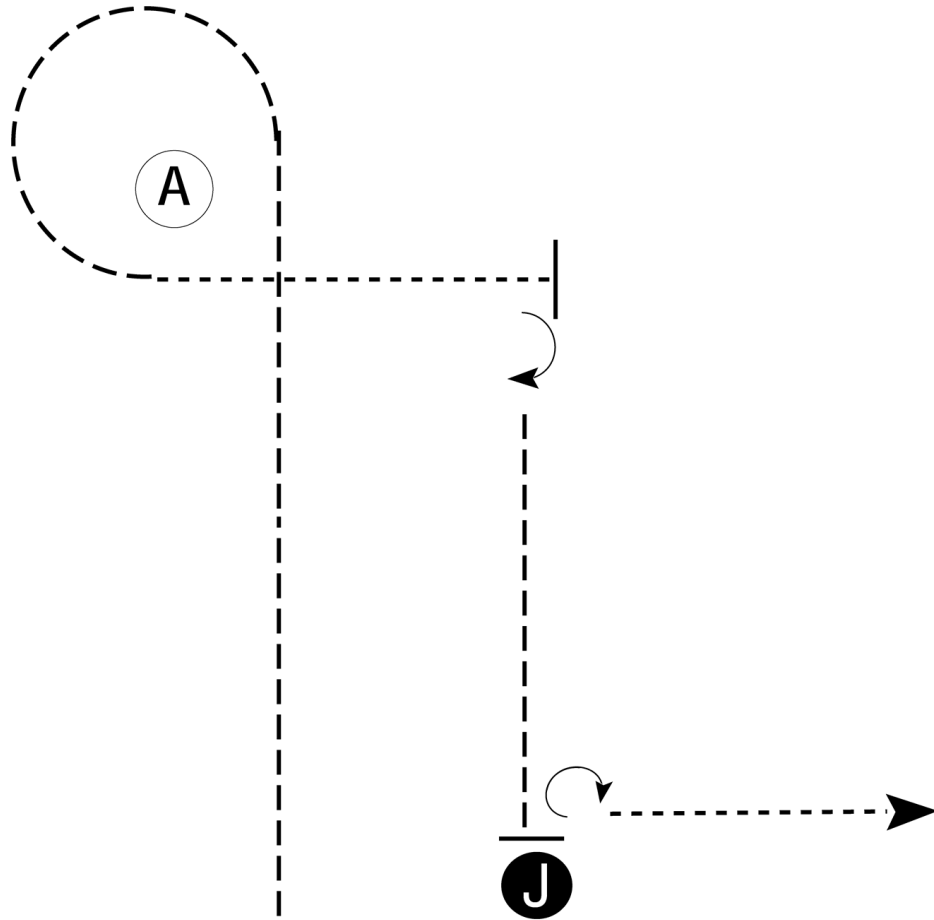
2018 MIHA High School

Western Fitting and Showing (Meet 1)

Show Date: Meet 1

w w w . H o r s e S h o w P a t t e r n s . c o m

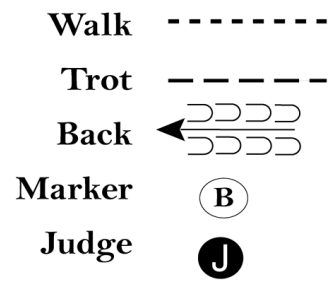
w w w . H o r s e S h o w P a t t e r n s . c o m



Be ready even with judge.

1. Trot to and around A.
2. Walk from A until even with judge.
3. Stop and perform a 90 degree turn.
4. Trot to judge.
5. Stop and set up for inspection.
6. When dismissed, perform a 270 degree turn.
7. Walk straight away from judge.

Follow the instructions of your ring steward.



[S/1-76]

Pattern Provided by:
MIHA Pattern Committee

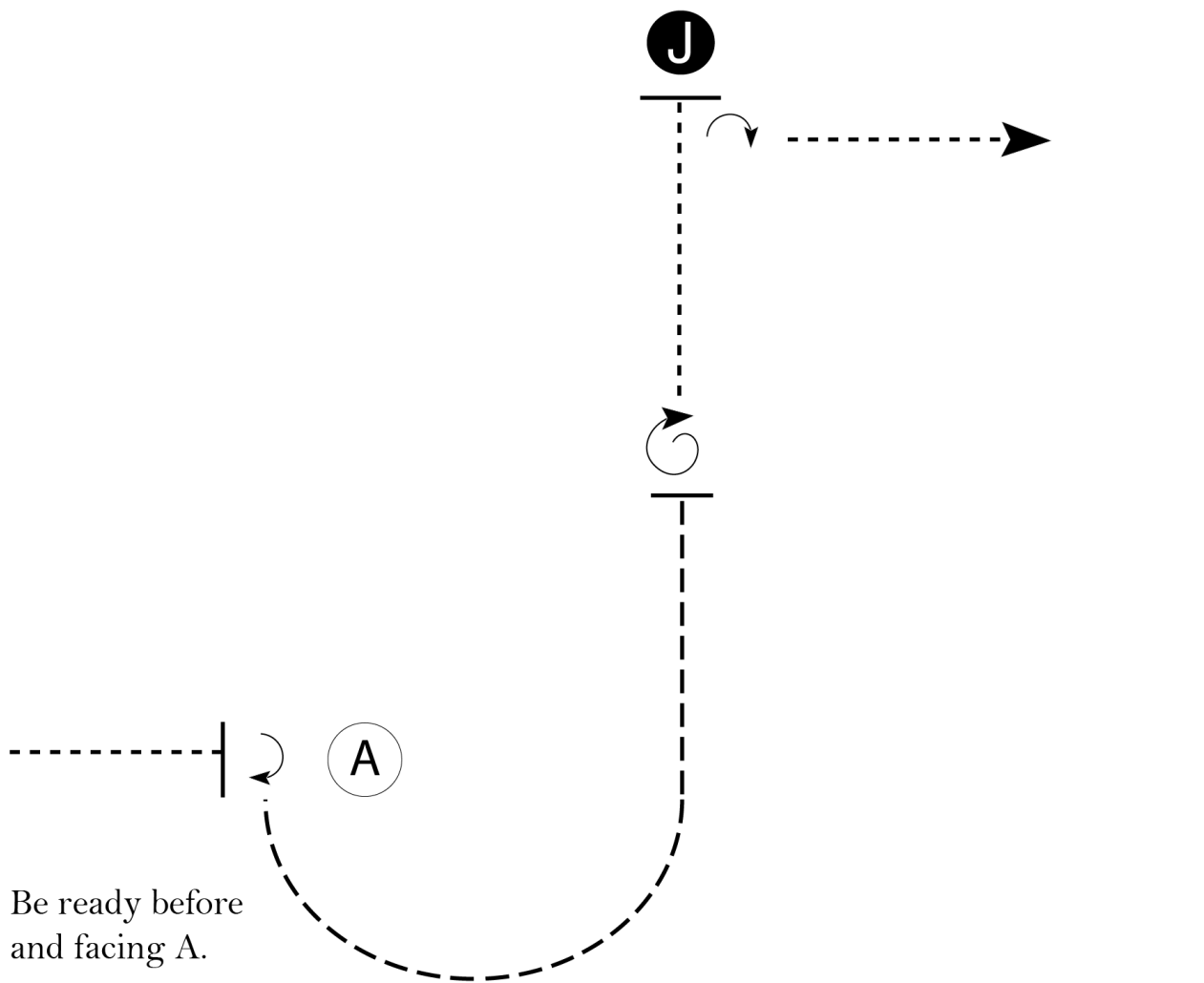
2018 MIHA High School

Huntseat Fitting and Showing (Meet 1)

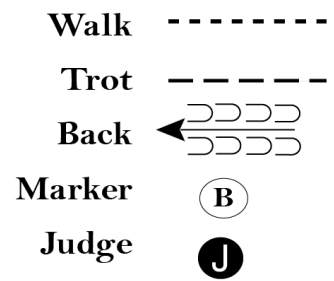
Show Date: Meet 1

w w w . H o r s e S h o w P a t t e r n s . c o m

w w w . H o r s e S h o w P a t t e r n s . c o m



1. Walk to A.
2. Stop and perform a 1/4 turn.
3. Trot in a half circle and halfway to Judge.
4. Stop and perform a full (360 degree) turn.
5. Walk to judge and set up for inspection.
6. When dismissed, perform a 1/4 turn and walk straight away from Judge.



Follow the instructions of your ring steward.

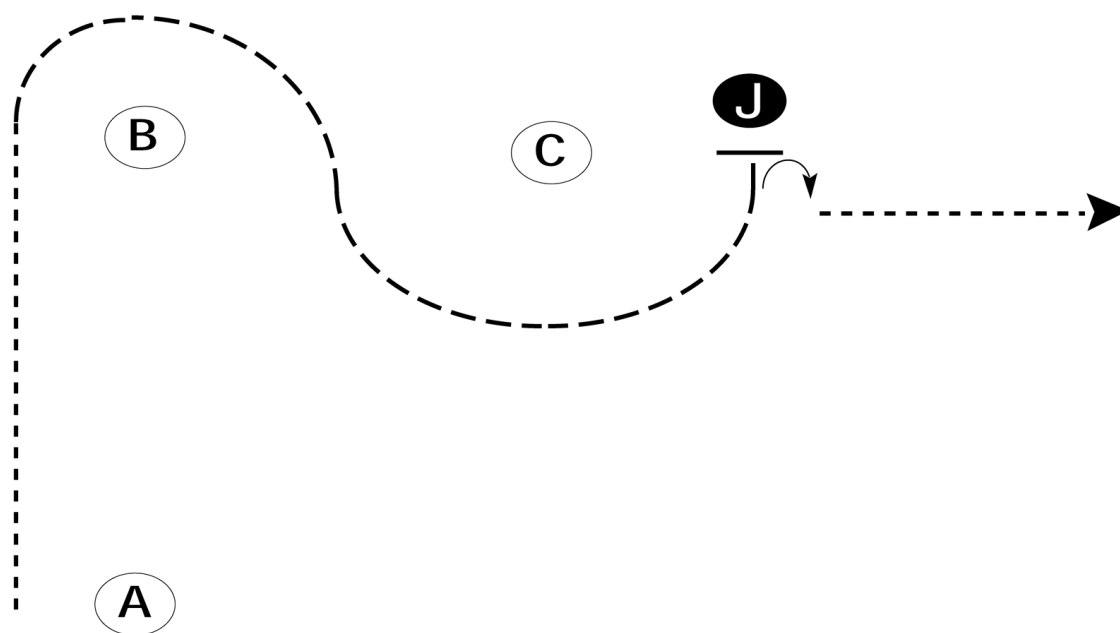
[S/1-82]

Pattern Provided by:
MIHA Pattern Committee

2018 MIHA High School

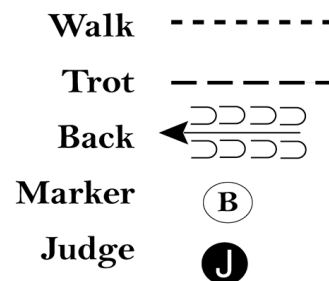
Saddle Seat Fitting and Showing (Meet 1)

Show Date: Meet 1



Be ready at A.

1. Walk from A to B.
2. Trot from B, around C and to judge.
3. Stop and set up for inspection.
4. When dismissed, perform a 90 degree turn.
5. Walk straight away from the judge.
6. Follow the instructions of your ring steward.



[S/WT-19]

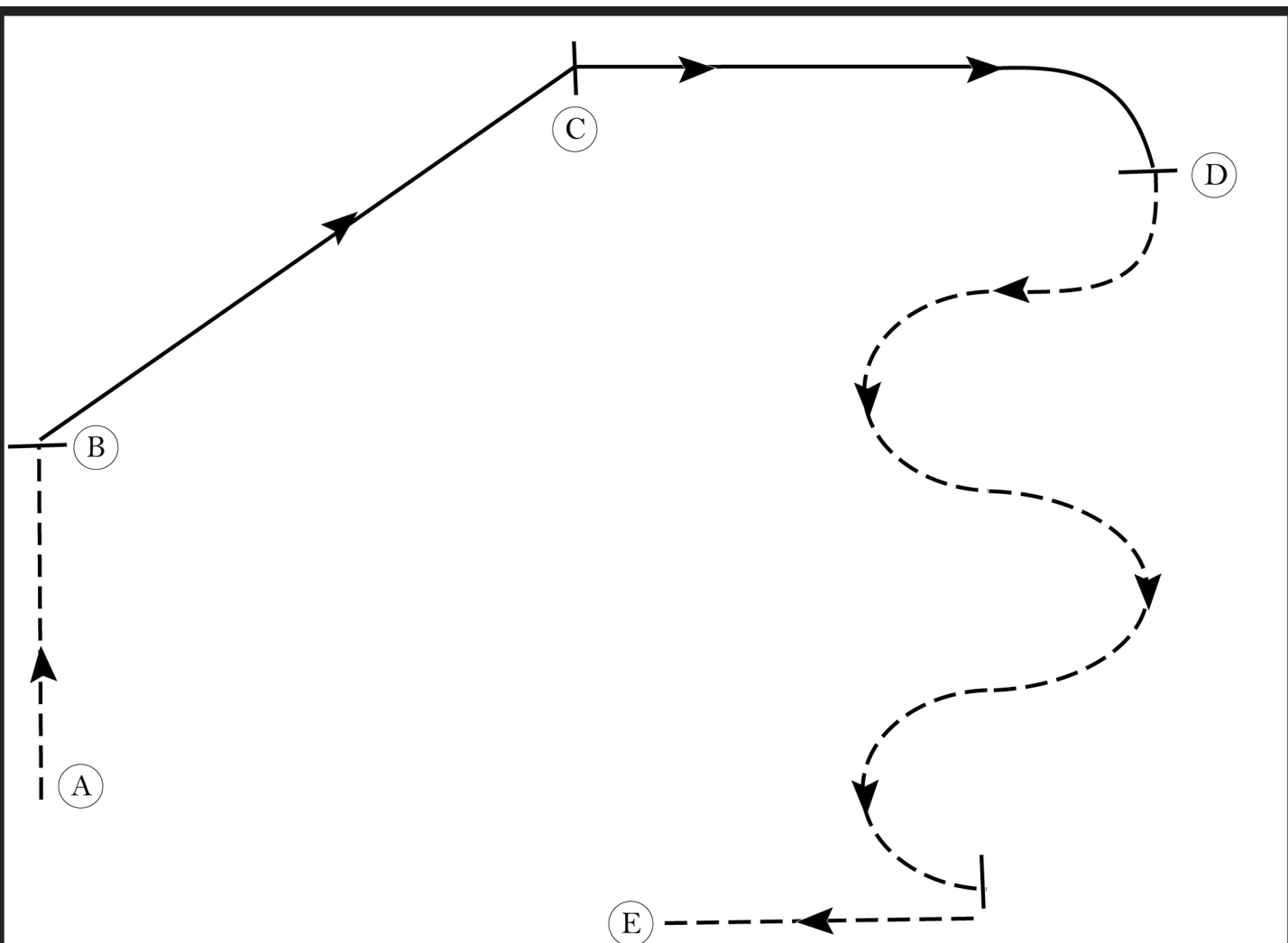
Pattern Provided by:

MIHA Pattern Committee

2018 MIHA High School

Saddleseat Equitation (Meet 1)

Show Date: Meet 1



Begin at the beginning of the straightaway (A).

1. Trot to the midpoint of the straightaway (B). Stop briefly.
2. Canter (left lead) a diagonal line to the midpoint of the far end of the arena (C). Stop and pivot right.
3. Canter right lead in a clockwise direction around the curve to the beginning of the straightaway (D). Stop briefly.
4. Execute a serpentine at the trot consisting of three half-circles. Stop and pivot right.
5. Trot to the midpoint of the straightaway.

The workout has been completed - Thank You.

Walk	-----
Trot	- - - - -
Extended Trot	— — — — —
Canter	—————
Lead Change	
Back	
Reference Point	(B)

[SSE/12]

Pattern Provided by:

MIHA Pattern Committee

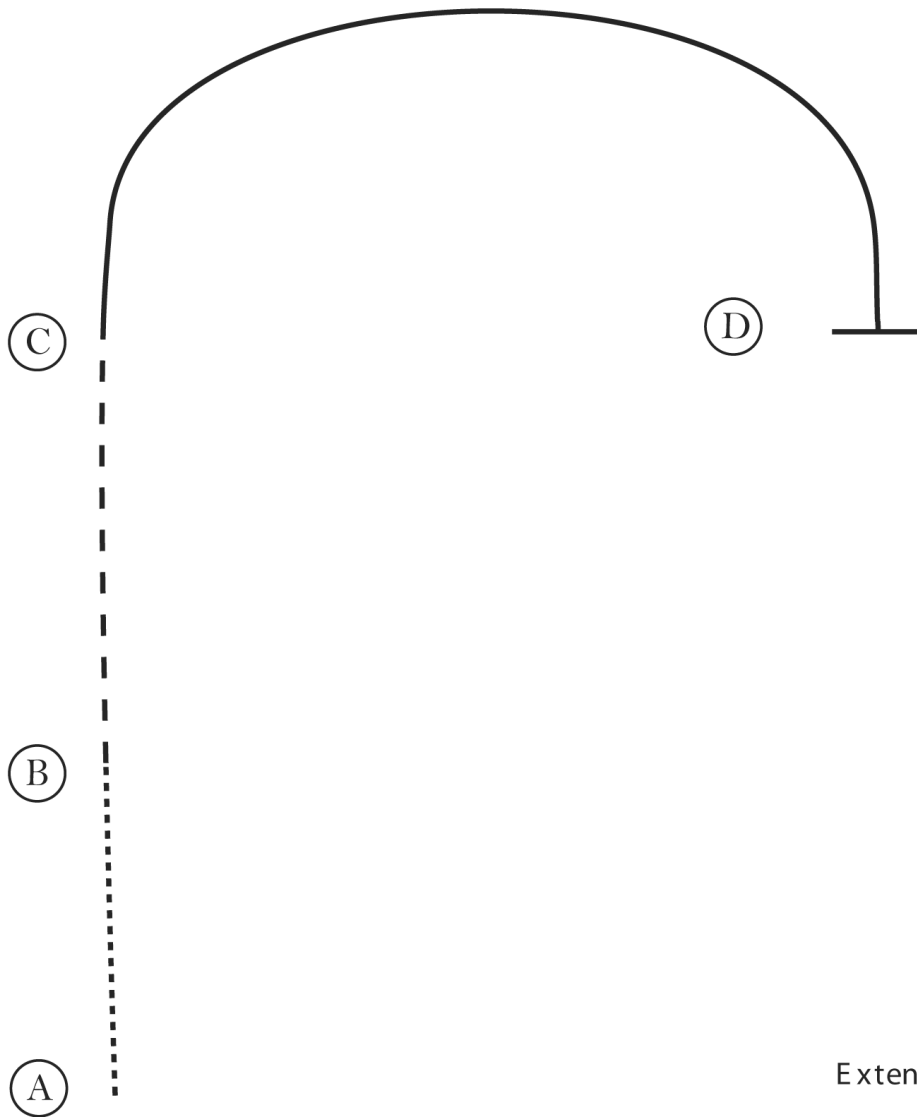
2018 MIHA High School

Huntseat Equitation (Meet 1)

Show Date: Meet 1

w w w . H o r s e S h o w P a t t e r n s . c o m

w w w . H o r s e S h o w P a t t e r n s . c o m



1. Walk A to B
2. Posting trot B to C on the left diagonal
3. At C canter on the right lead around to D
4. Stop at D

Walk
Trot	- - - - -
Extended Trot	- - - - -
Canter	—————
Leg Yield	
Lead Change	↘
Back	←←←←←
Marker	⊙ (B)
Sidepass	← - - - - ←

[HSE/1-12]

Pattern Provided by:

MIHA Pattern Committee

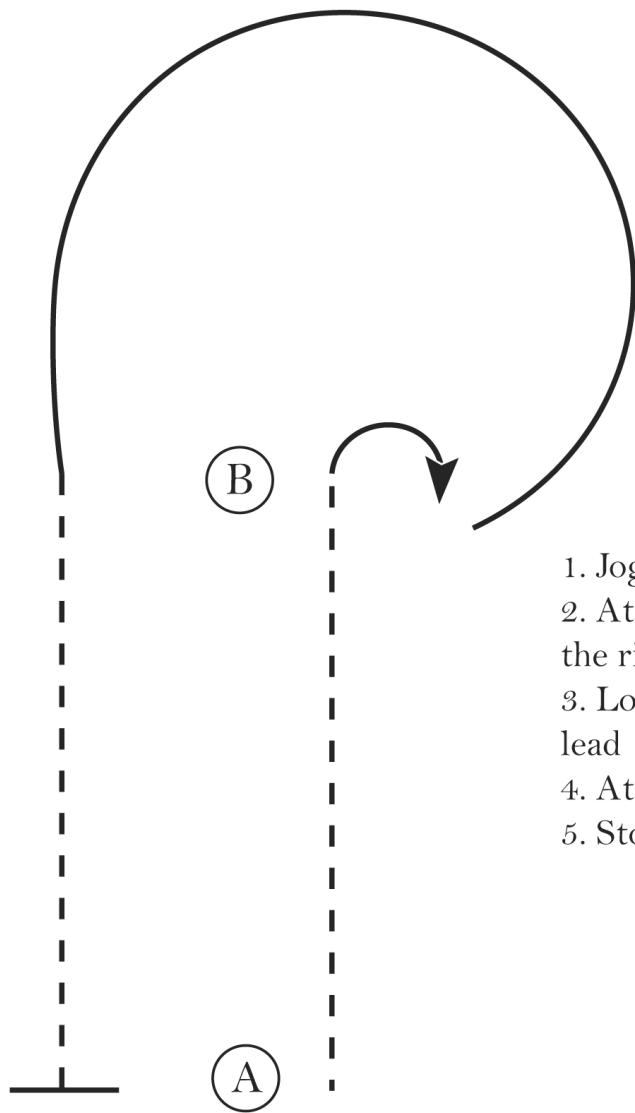
2018 MIHA High School

Western Equitation (Meet 1)

Show Date: Meet 1

w w w . H o r s e S h o w P a t t e r n s . c o m

w w w . H o r s e S h o w P a t t e r n s . c o m



1. Jog A to B
2. At B perform a 90 degree turn to the right
3. Lope a circle around B on the left lead
4. At B jog to A
5. Stop at A.

Walk
Jog	-----
Extended Jog	-----
Lope	—————
Leg Yield	
Lead Change	↘
Back	←←←←← ←←←←←
Marker	⊙
Sidepass	←←←←←

[WH/1-14]

Pattern Provided by:

MIHA Pattern Committee

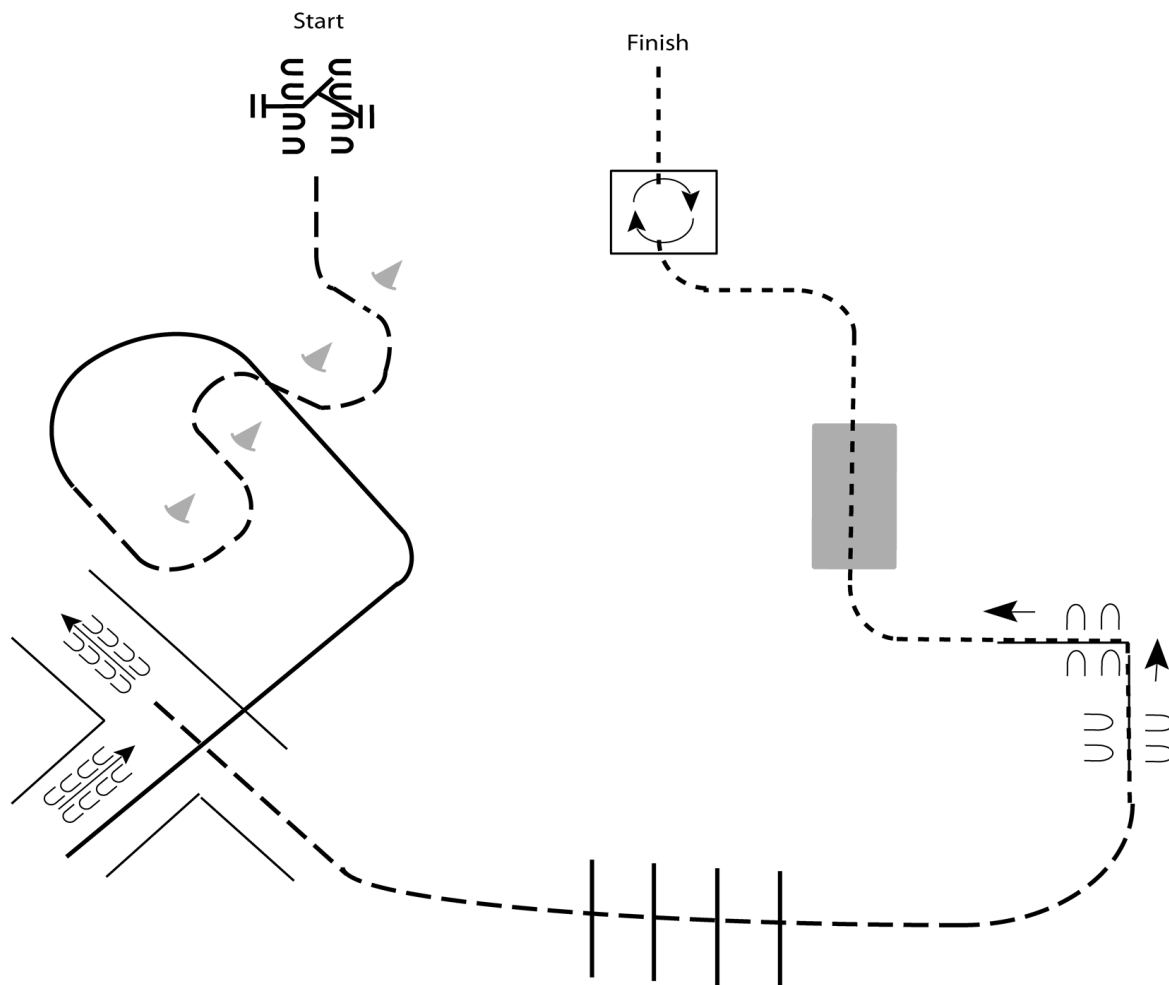
2018 MIHA High School

Trail (Meet 1)

Show Date: Meet 1

w w w . H o r s e S h o w P a t t e r n s . c o m

w w w . H o r s e S h o w P a t t e r n s . c o m



Be ready at start

1. Work gate with the left hand.
2. Jog through cones
3. Lope right lead into chute
4. Back the L
5. Jog over poles to sidepass
6. Sidepass left over poles
7. Walk over bridge and into box
8. Perform a 360 degree turn to the right, walk out of box and to finish

Walk	-----
Jog	- - - - -
Extended Jog	-----
Lope	—————
Leg Yield	
Lead Change	—/—
Back	←←←←←
Marker	Ⓚ
Sidepass	←-----→

[T/1-2]

Pattern Provided by:

MIHA Pattern Committee

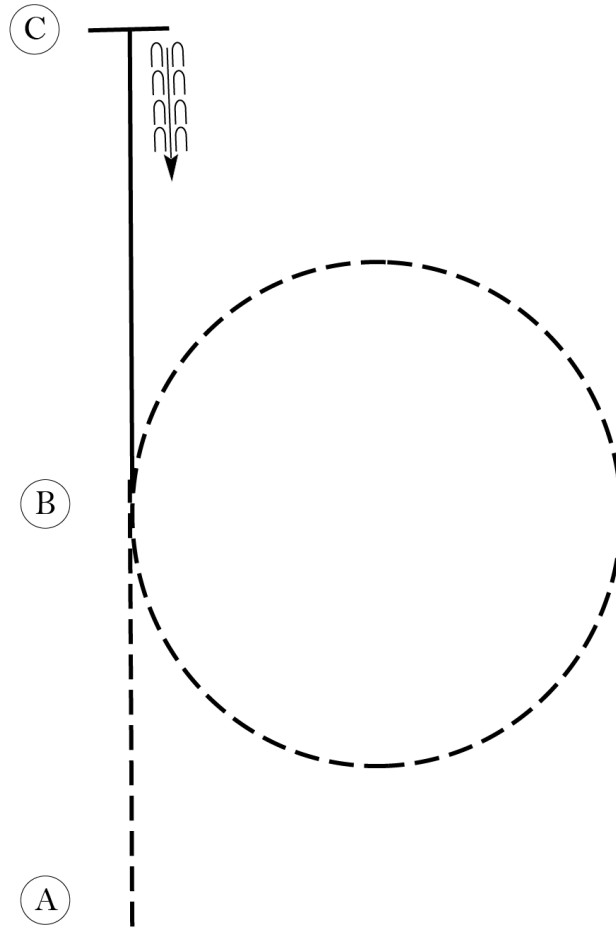
2018 MIHA High School

Hunt Seat Equitation Bareback (Meet 1)

Show Date: Meet 1

w w w . H o r s e S h o w P a t t e r n s . c o m

w w w . H o r s e S h o w P a t t e r n s . c o m



Be ready before A.

1. Sitting trot A to B.
2. At B, posting trot circle to the right on proper diagonal.
3. At B, canter on the left lead to C.
4. Stop at C and back approximately one horse length.

Walk	-----
Trot	- - - - -
Extended Trot	_____
Canter	—————
Leg Yield	
Lead Change	↙ ↘
Back	← ← ← ← ←
Marker	(B)
Sidepass	← — — — — →
Hand Gallop	—————

[HSE/1-2]

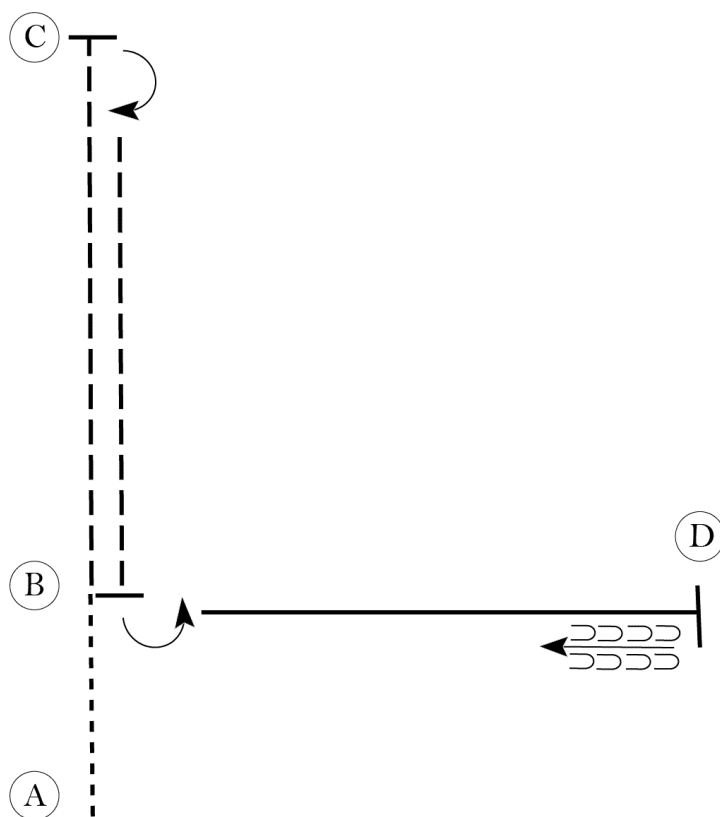
Pattern Provided by:

MIHA Pattern Committee

2018 MIHA High School

Saddle Seat Equitation Bareback (Meet 1)

Show Date: Meet 1



Be ready at A.

1. Walk A to B.
2. At B, posting trot on the left diagonal to C.
3. *At C, stop and reverse to the right*
4. Posting trot on the right diagonal to B.
5. *At B, stop and reverse to the left*
6. Canter on the right lead to D.
7. At D stop and back four steps.

Walk	-----
Trot	- - - - -
Extended Trot	- - - - -
Canter	—————
Leg Yield	
Lead Change	///
Back	←←←←←
Marker	(B)
Sidepass	↖-----↗
Hand Gallop	———

[SSE/20]

Pattern Provided by:

MIHA Pattern Committee

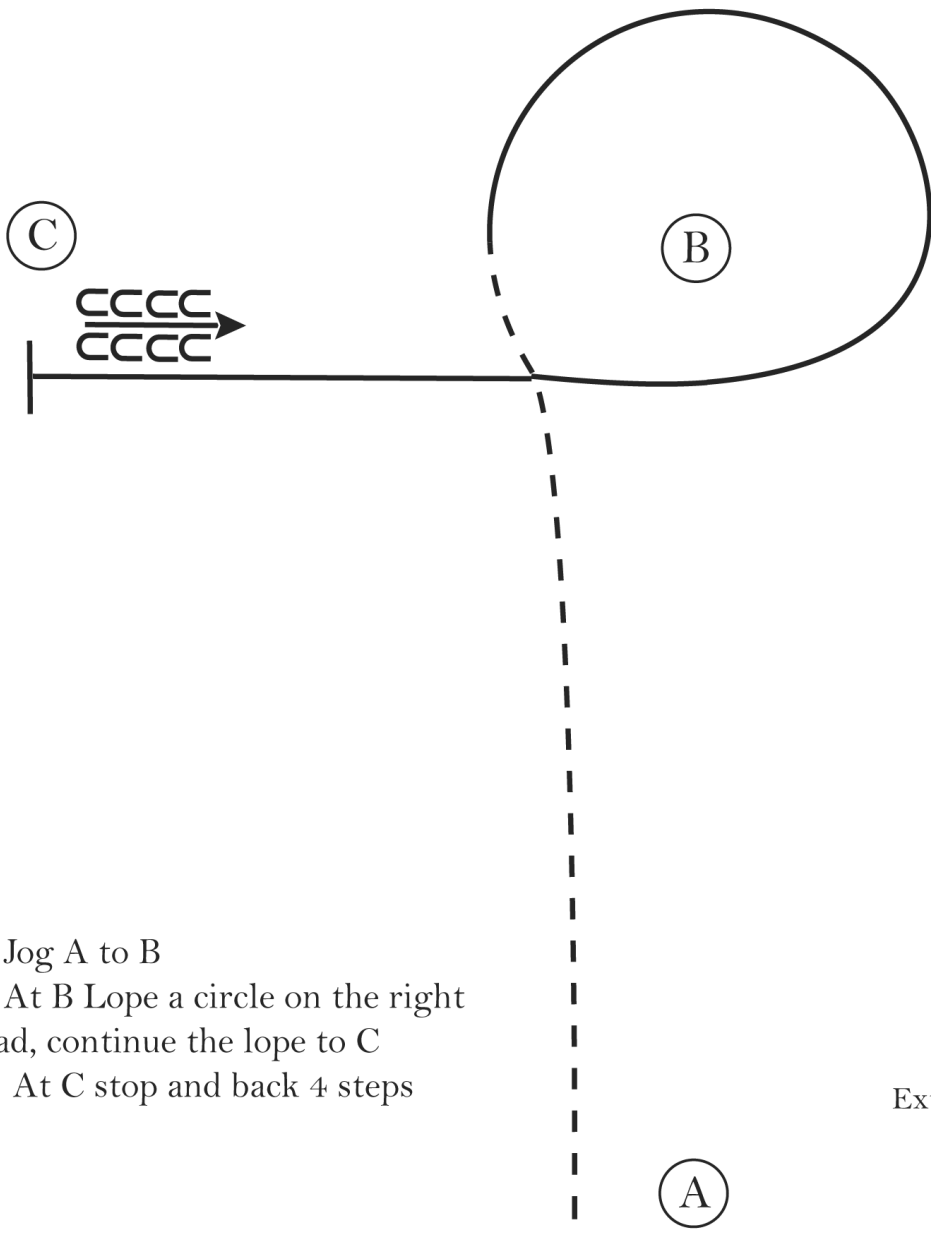
2018 MIHA High School

Western Bareback (Meet 1)

Show Date: Meet 1

w w w . H o r s e S h o w P a t t e r n s . c o m

w w w . H o r s e S h o w P a t t e r n s . c o m



1. Jog A to B
2. At B Lope a circle on the right lead, continue the lope to C
4. At C stop and back 4 steps

- Walk|
- Jog - - - - -|
- Extended Jog - - - - -|
- Lope _____|
- Leg Yield |||||
- Lead Change / \
- Back ← ← ← ← ←
- Marker (B)
- Sidepass ← ← ← ← ←

[WH/1-7]

Pattern Provided by:
MIHA Pattern Committee