

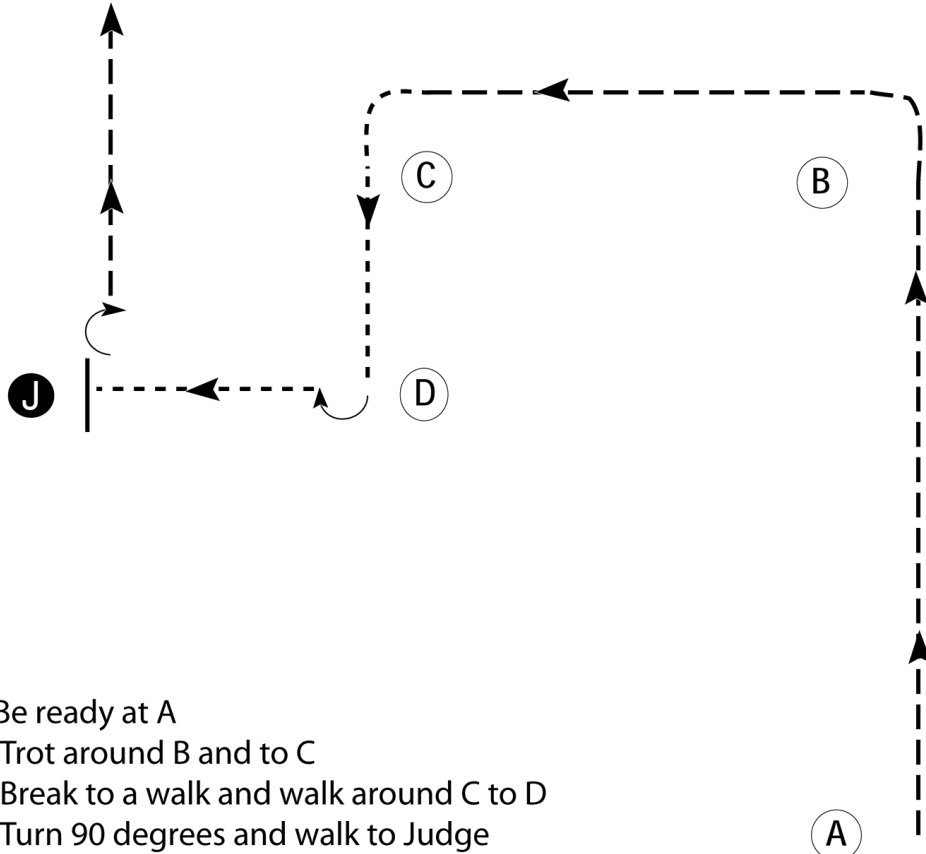
2019 SENIOR DIVISION

Saddle Seat Fitting and Showing

Show Date: Meet One

w w w . H o r s e S h o w P a t t e r n s . c o m

w w w . H o r s e S h o w P a t t e r n s . c o m



1. Be ready at A
2. Trot around B and to C
3. Break to a walk and walk around C to D
4. Turn 90 degrees and walk to Judge
5. Stop and set up for inspection
6. When dismissed, turn 90 degrees and trot away from judge

Walk	-----
Trot	- - - - -
Back	←
Marker	⊙ B
Judge	● J

[S/1-16]

Pattern Provided by:
MIHA

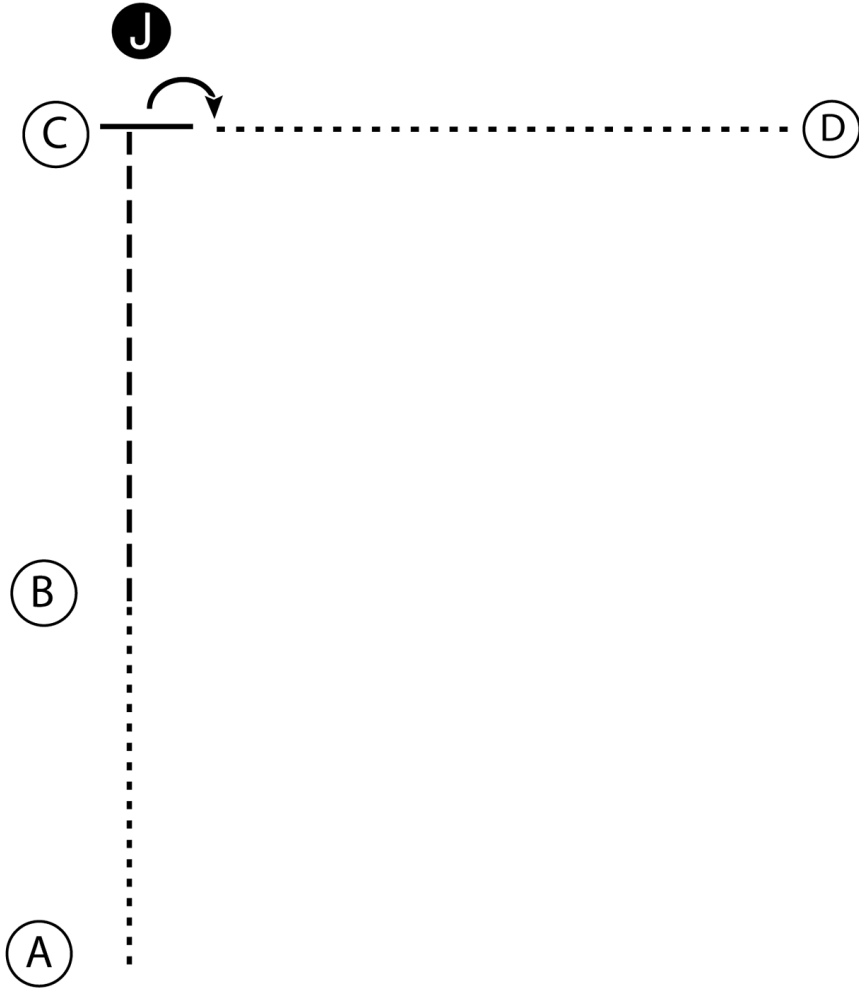
2019 SENIOR DIVISION

Hunt Seat Fitting and Showing


Show Date: Meet One

w w w . H o r s e S h o w P a t t e r n s . c o m

w w w . H o r s e S h o w P a t t e r n s . c o m



1. Walk from A to B.
2. Trot from B to C.
3. Stop at C and set up for inspection.
4. When dismissed perform a 90 degree turn.
5. Walk to D.

Walk
Trot - - - - -
Back ← 
Marker (B)
Judge (J)

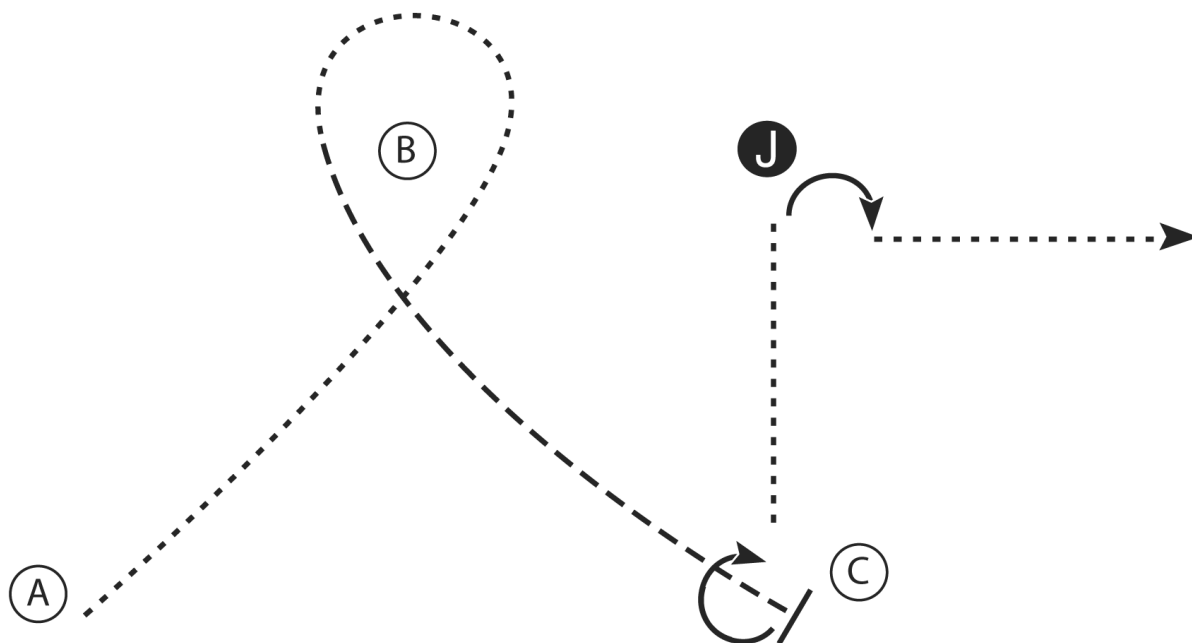
[S/1-4]

Pattern Provided by:
MIHA

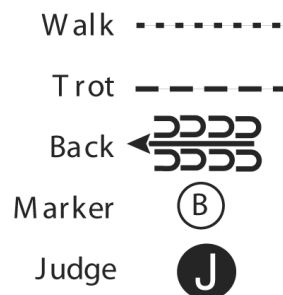
2019 SENIOR DIVISION

Western Fitting and Showing

Show Date: Meet One



1. Walk A to and around B
2. At B trot to C
3. Stop at C and perform a 225 degree turn
4. Walk to the judge and set up for inspection
5. When dismissed perform a 90 degree turn and walk straight away from the judge



[S/1-1]

Pattern Provided by:

MIHA

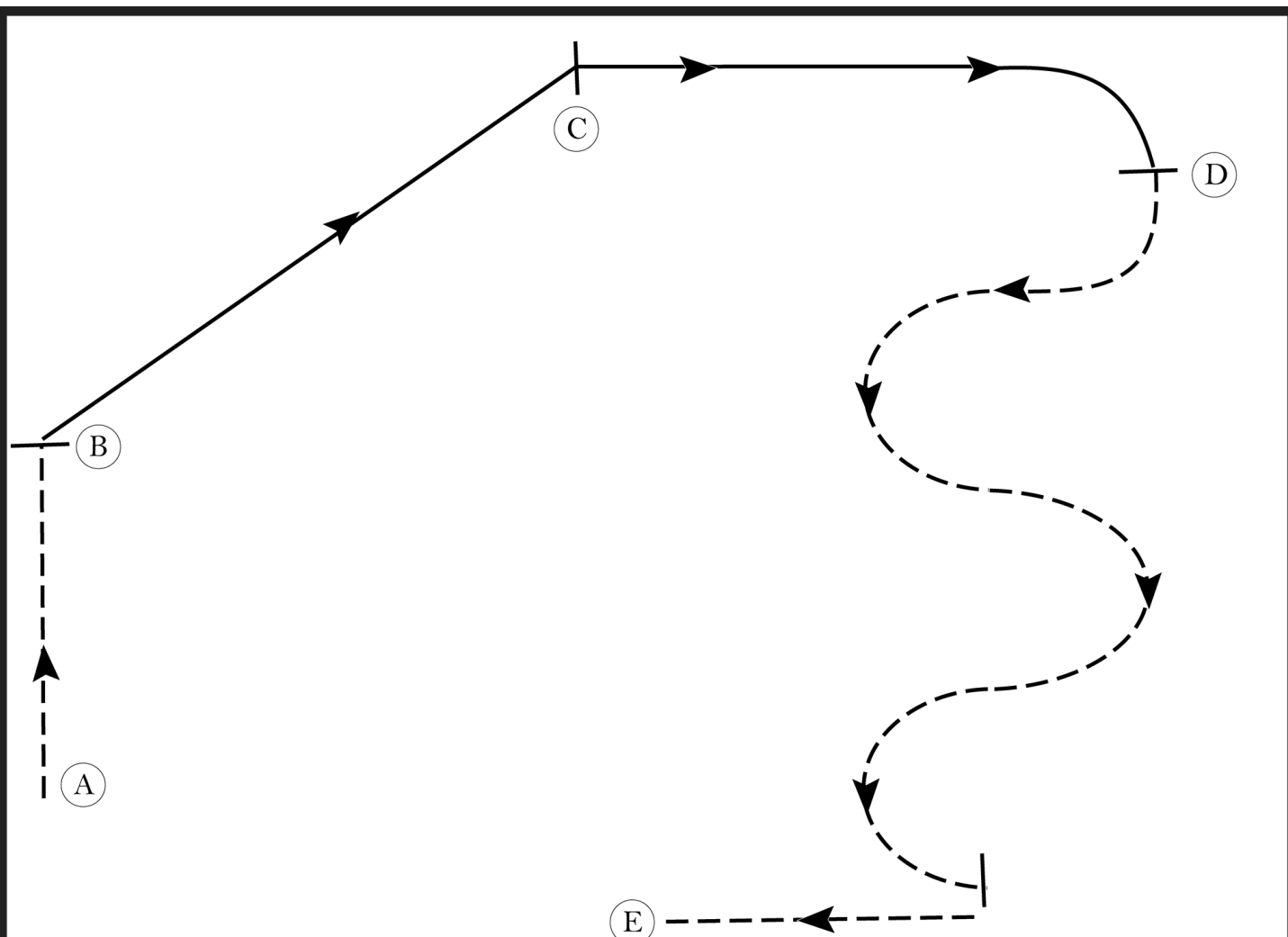
2019 SENIOR DIVISION

Saddle Seat Bareback

Show Date: Meet One

www.HorseShowPatterns.com

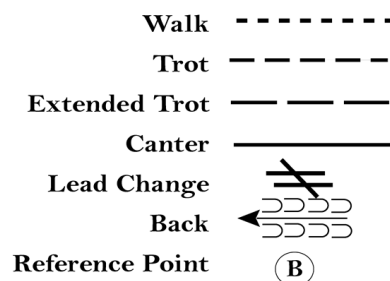
www.HorseShowPatterns.com



Begin at the beginning of the straightaway (A).

1. Trot to the midpoint of the straightaway (B). Stop briefly.
2. Canter (left lead) a diagonal line to the midpoint of the far end of the arena (C). Stop and pivot right.
3. Canter right lead in a clockwise direction around the curve to the beginning of the straightaway (D). Stop briefly.
4. Execute a serpentine at the trot consisting of three half-circles. Stop and pivot right.
5. Trot to the midpoint of the straightaway.

The workout has been completed - Thank You.



[SSE/12]

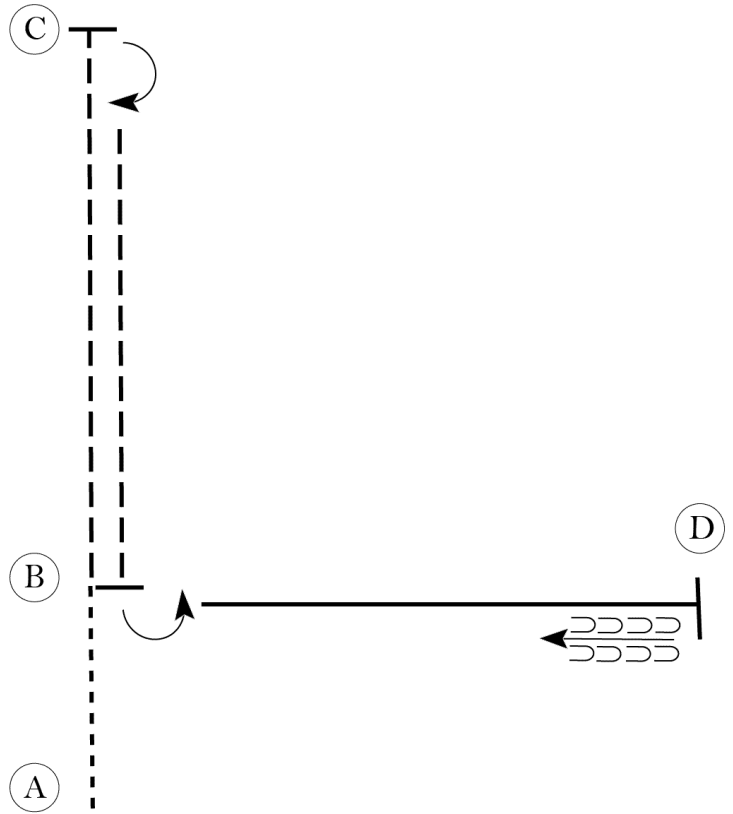
Pattern Provided by:

MIHA

2019 SENIOR DIVISION

Saddle Seat Equitation

Show Date: Meet One



Be ready at A.

1. Walk A to B.
2. At B, posting trot on the left diagonal to C.
3. *At C, stop and reverse to the right*
4. Posting trot on the right diagonal to B.
5. *At B, stop and reverse to the left*
6. Canter on the right lead to D.
7. At D stop and back four steps.

Walk	-----
Trot	- - - - -
Extended Trot	- - - - -
Canter	—————
Leg Yield	
Lead Change	///
Back	←←←←←
Marker	(B)
Sidepass	←-----→
Hand Gallop	———

[SSE/20]

Pattern Provided by:

MIHA

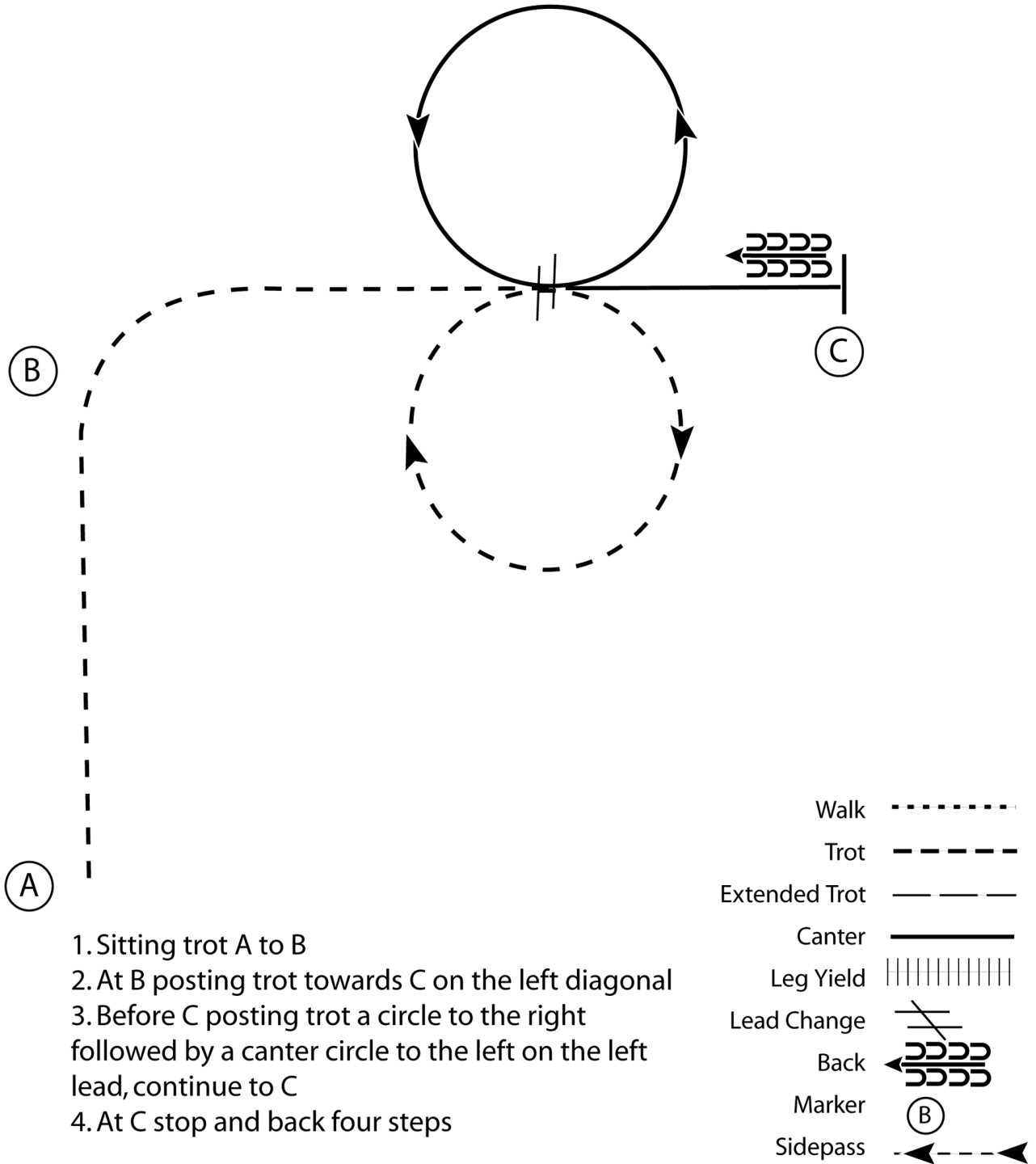
2019 SENIOR DIVISION

Hunt Seat Bareback

Show Date: Meet One

w w w . H o r s e S h o w P a t t e r n s . c o m

w w w . H o r s e S h o w P a t t e r n s . c o m



[HSE/1-10]

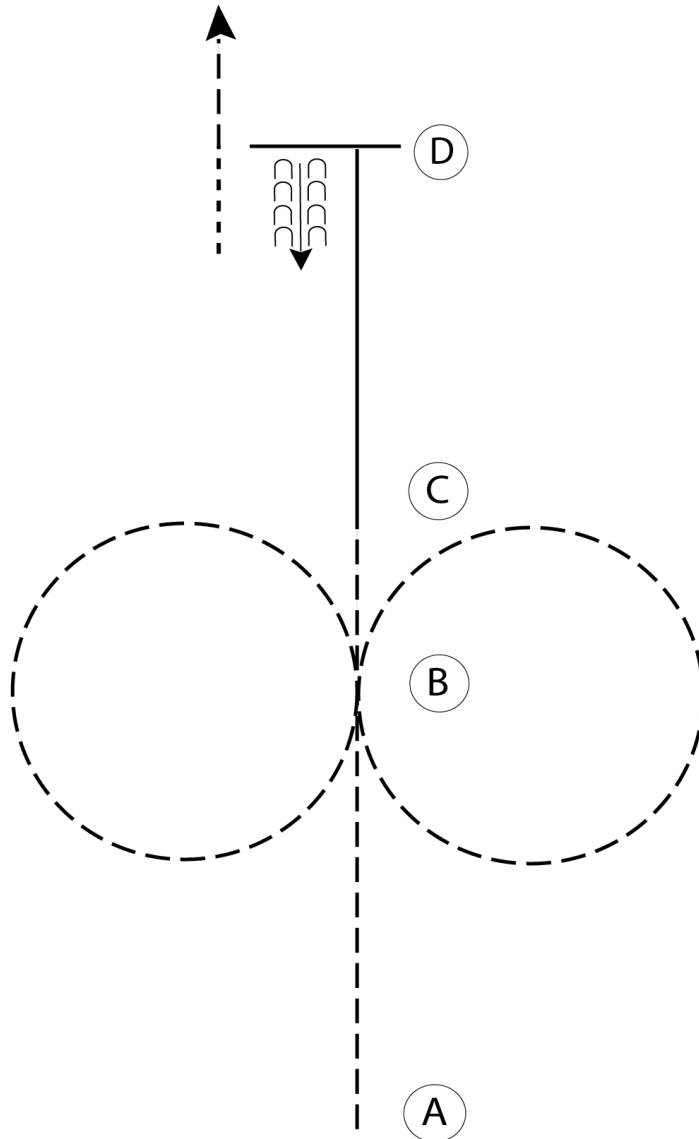
Pattern Provided by:

MIHA

2019 SENIOR DIVISION

Hunt Seat Equitation

Show Date: Meet One



1. Sitting trot from A to B
2. Perform a figure eight at the posting trot starting to the right
3. Continue posting trot to C
4. Canter right lead to D
5. At D stop and back five steps
6. Walk five steps and trot to the line

Walk	-----
Trot	- - - - -
Extended Trot	-----
Canter	-----
Leg Yield	
Lead Change	— / —
Back	← C C C C C
Marker	(B)
Sidepass	← - - - - - →
Hand Gallop	-----

[HSE/1-5]

Pattern Provided by:

MIHA

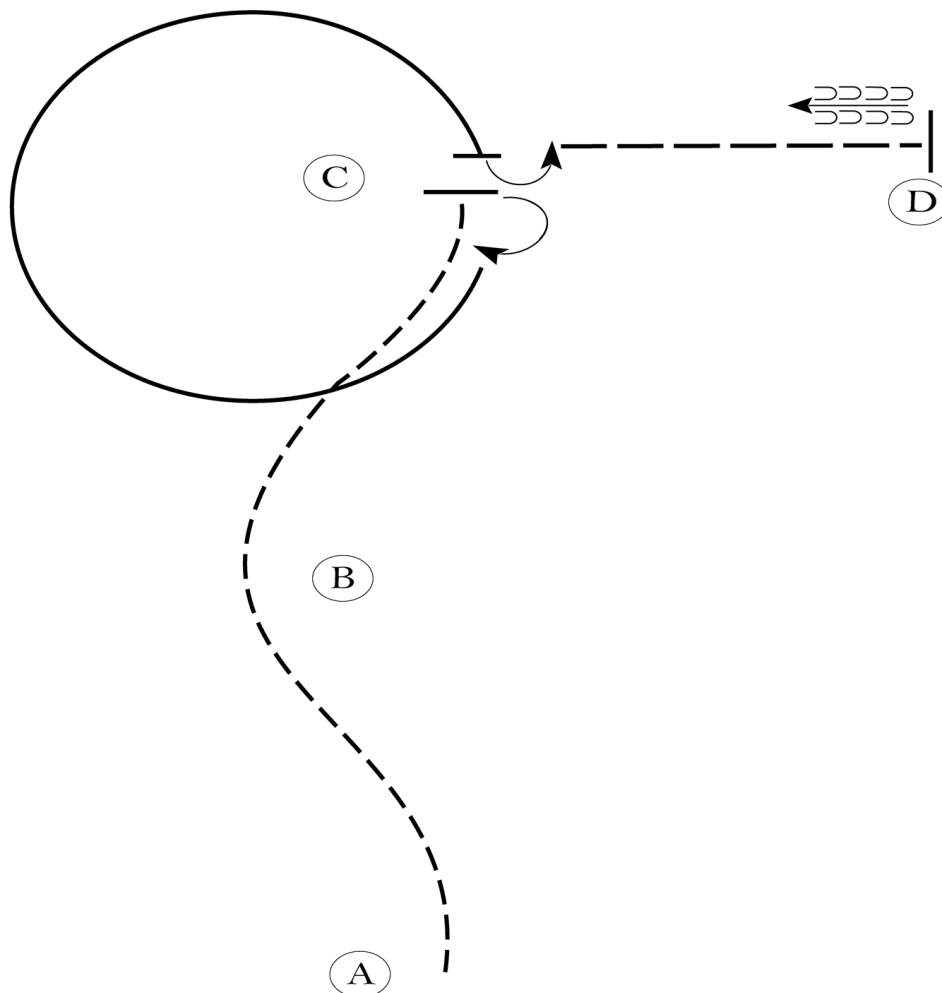
w w w . H o r s e S h o w P a t t e r n s . c o m

w w w . H o r s e S h o w P a t t e r n s . c o m

2019 SENIOR DIVISION

Western Horsemanship

Show Date: Meet One



1. Jog A to C.
2. Stop at C and perform a 180 degree turn to the right
3. Lope a circle around C on the right lead.
4. Stop at C and perform a 90 degree turn to the left.
5. Extended jog to D.
6. Stop at D and back approximately one horse length.

Follow the instructions of your ring steward.

Walk	-----
Jog	- - - - -
Extended Jog	- - - - -
Lope	—————
Lead Change	——— / \ ———
Back	← ——— / \ ———
Marker	ⓑ

[WH/1-1]

Pattern Provided by:

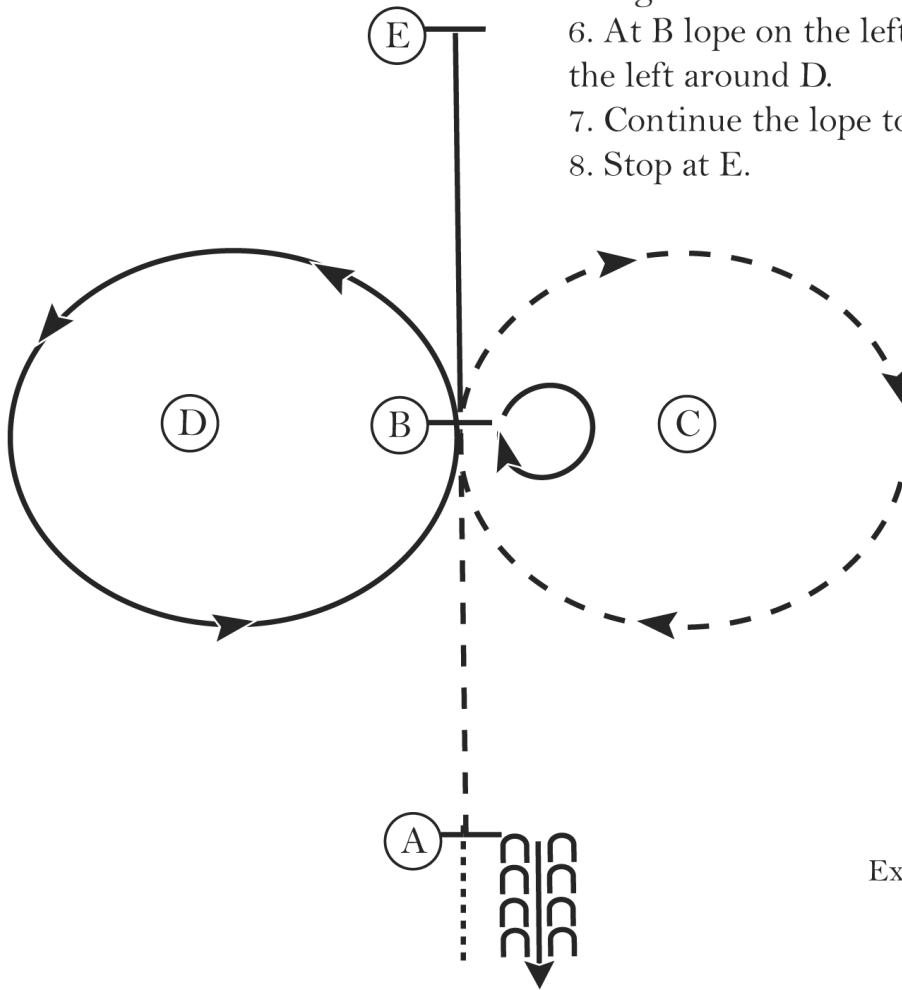
MIHA

2019 SENIOR DIVISION

Western Bareback

Show Date: Meet One

1. Walk to A.
2. At A stop and back 3 steps.
3. Jog A to B.
4. Stop at B and perform a 360 degree turn to the right.
5. Jog a circle to the right around C.
6. At B lope on the left lead, lope a circle to the left around D.
7. Continue the lope to E.
8. Stop at E.



Walk
Jog	-----
Extended Jog	-----
Lope	—————
Leg Yield	
Lead Change	↘
Back	←←←←← →→→→→
Marker	(B)
Sidepass	←-----→

[WH/1-16]

Pattern Provided by:

MIHA

www.HorseShowPatterns.com

www.HorseShowPatterns.com

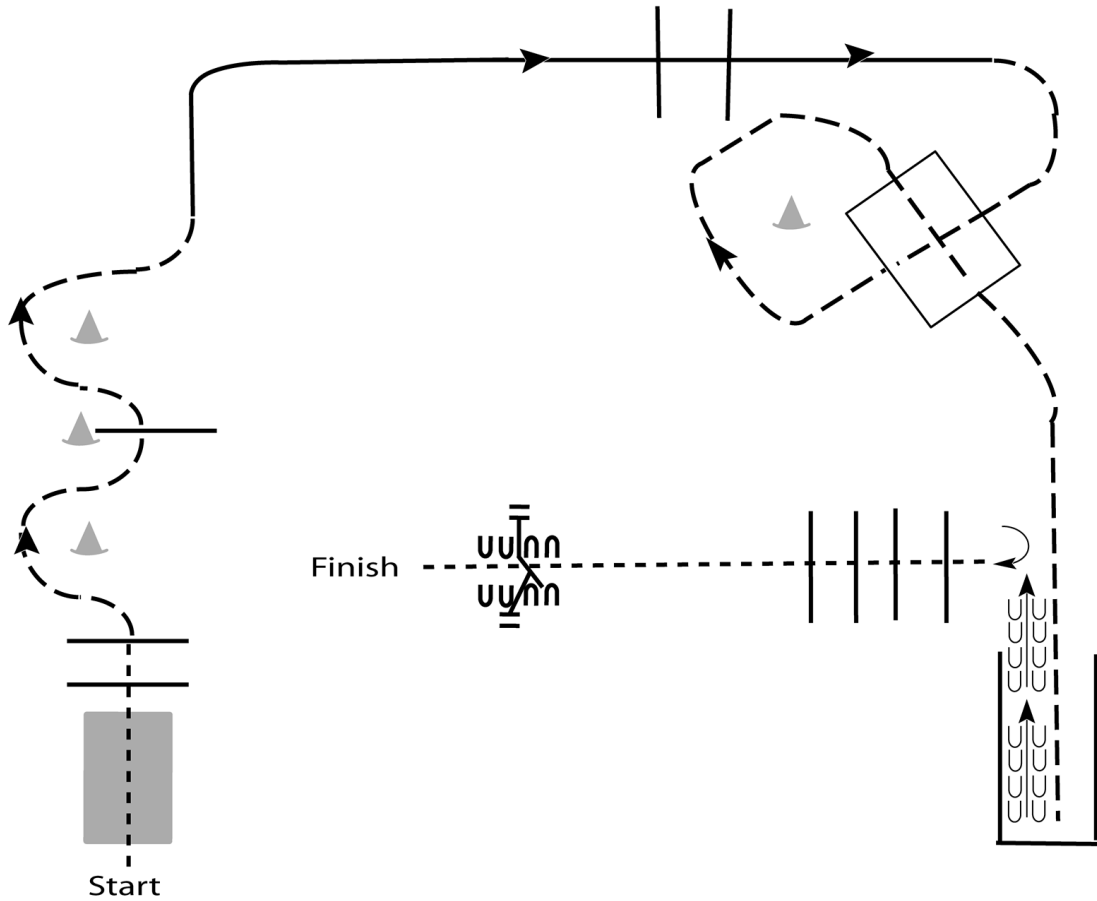
2019 SENIOR DIVISION

Trail

Show Date: Meet One

www.HorseShowPatterns.com

www.HorseShowPatterns.com



Be ready at start.

1. Walk over bridge and over poles.
2. Jog through serpentine and over pole.
3. Lope on the right lead over poles.
4. Jog through box and into chute.
5. Back out of chute.
6. Turn 90 degrees and walk over elevated poles.
7. Work gate with left hand.

Walk	-----
Jog	- - - - -
Extended Jog	- - - - -
Lope	—————
Leg Yield	
Lead Change	— / —
Back	← ← ← ← ←
Marker	ⓑ
Sidepass	← — — — — →

[T/1-6]

Pattern Provided by:

MIHA