

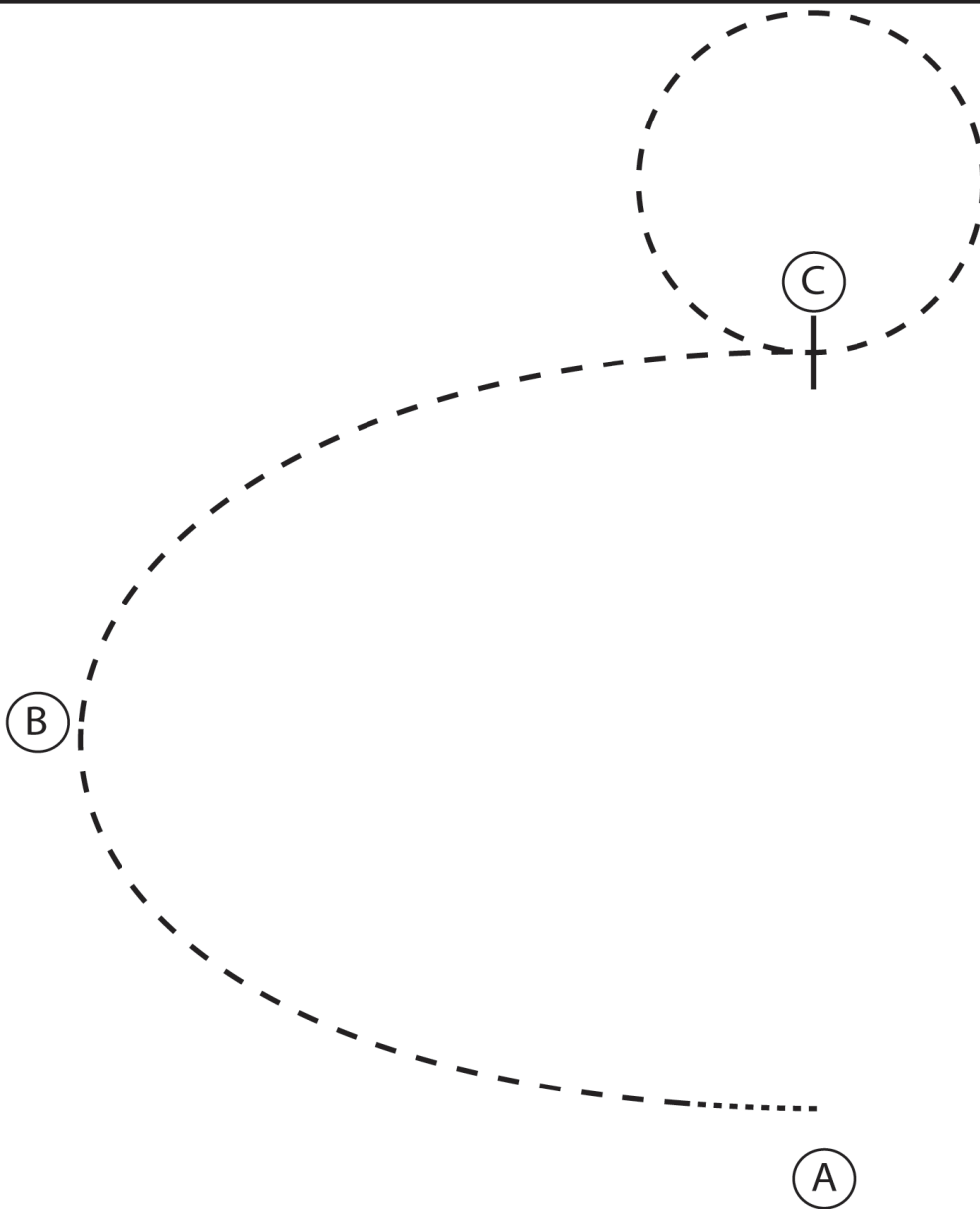
2019 Junior Meet #1

English Bareback/ English W/T

Show Date:

w w w . H o r s e S h o w P a t t e r n s . c o m

w w w . H o r s e S h o w P a t t e r n s . c o m



1. Walk 3 strides at A then posting trot on the right diagonal to B
2. At B change diagonals and continue to C
3. At C sitting trot a circle to the left
4. Stop at C

Walk
Trot	-----
Extended Trot	-----
Canter	—————
Leg Yield	
Lead Change	↘
Back	←←←←←
Marker	⊙
Sidepass	←-----←

[HSE/WT-10]

Pattern Provided by:

MIHA Pattern Committee

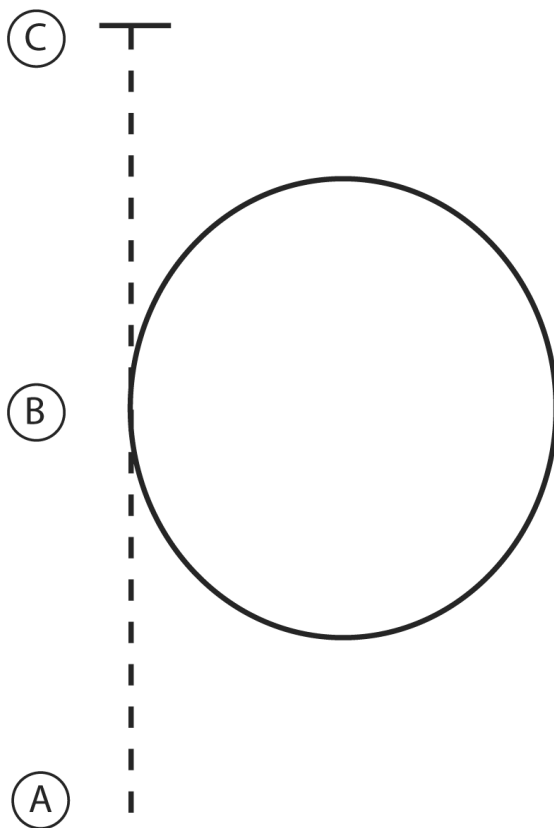
2019 Junior Meet #1

Hunt Seat Equitation

Show Date:

w w w . H o r s e S h o w P a t t e r n s . c o m

w w w . H o r s e S h o w P a t t e r n s . c o m



1. Posting trot on the left diagonal A to B
2. At B canter a circle to the right on the right lead
3. At B posting trot on the right diagonal to C
4. Stop at C

Walk
Trot	-----
Extended Trot	-----
Canter	—————
Leg Yield	
Lead Change	↙ ↘
Back	←←←←←
Marker	⊙
Sidepass	←-----←

[HSE/1-15]

Pattern Provided by:

MIHA Pattern Committee

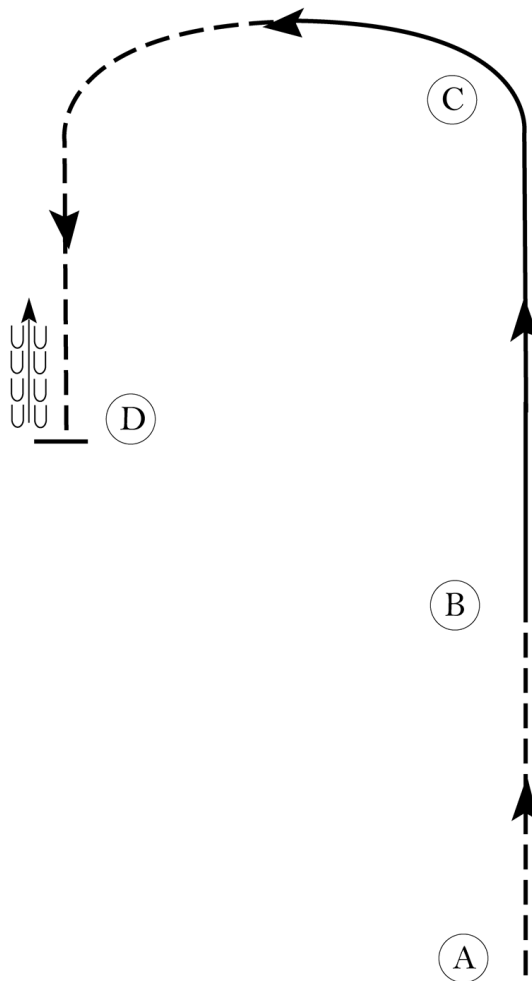
2019 Junior Meet #1

Saddle Seat Equitation

Show Date:

w w w . H o r s e S h o w P a t t e r n s . c o m

w w w . H o r s e S h o w P a t t e r n s . c o m



Be ready at A.

1. Posting trot on the left diagonal from A to B.
2. At B, canter on the left lead.
3. At the top of the arc, transition to the posting trot to D.
4. Stop and back approximately one horse length at D.

Exit at a sitting trot.

Walk	-----
Trot	- - - - -
Extended Trot	— — — — —
Canter	— — — — —
Leg Yield	
Lead Change	— — — — —
Back	← ← ← ← ←
Marker	(B)
Sidepass	← ← ← ← ←
Hand Gallop	— — — — —

[HSE/1-22]

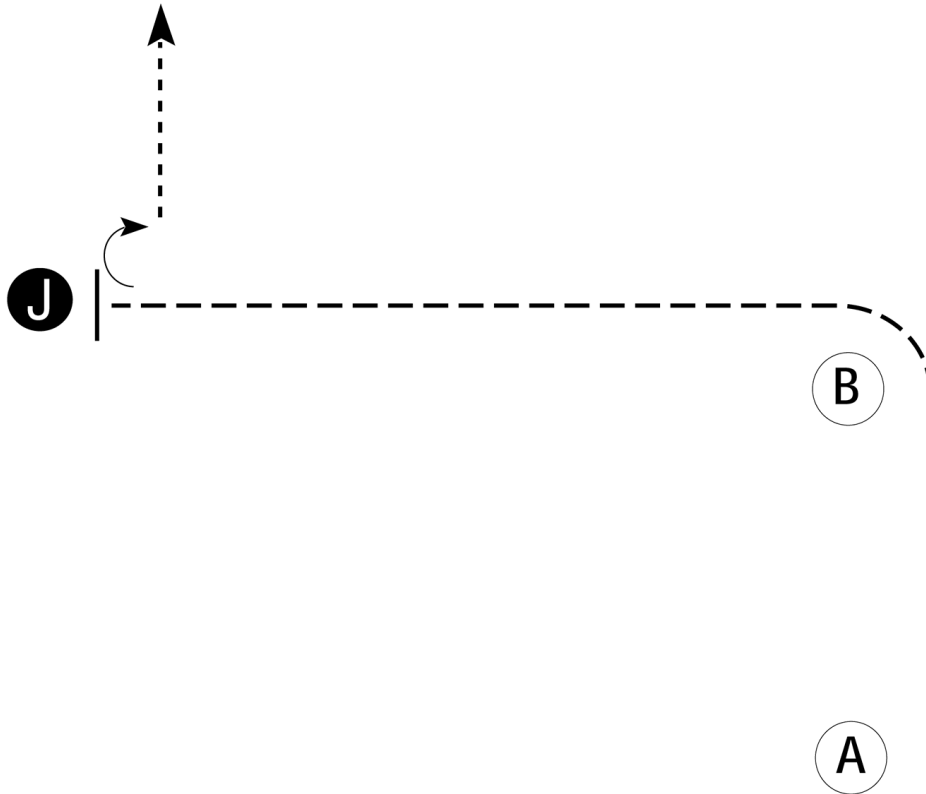
Pattern Provided by:

MIHA Pattern Committee

2019 Junior Meet #1

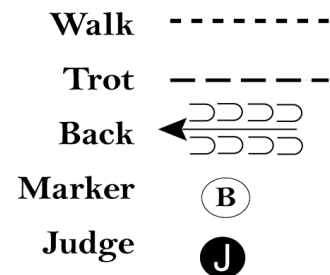
Western Showmanship

Show Date:



Be ready at A.

1. Walk from A to B.
2. At B, trot to judge.
3. Stop and set up for inspection.
4. When dismissed, turn 90 degrees and walk away from judge.
5. Follow the instructions of your ring steward.



[S/WT-11]

Pattern Provided by:

MIHA Pattern Committee

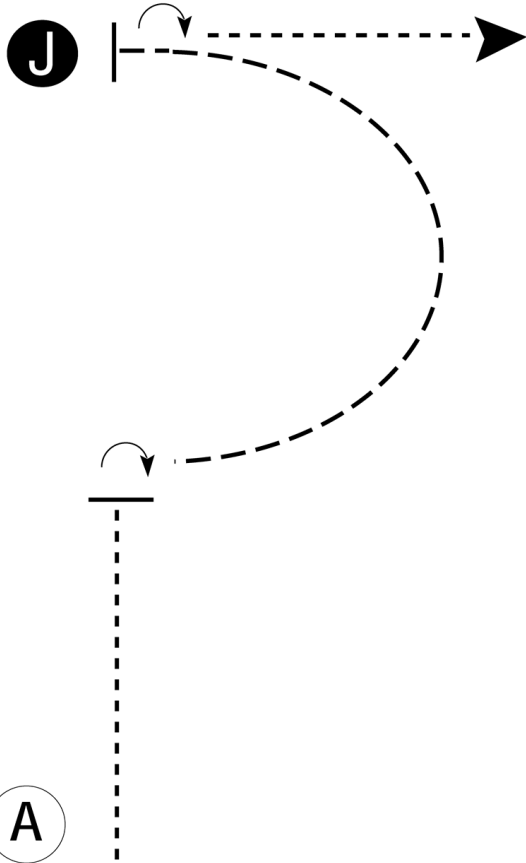
2019 Junior Meet #1

Hunt Seat Showmanship

Show Date:

w w w . H o r s e S h o w P a t t e r n s . c o m

w w w . H o r s e S h o w P a t t e r n s . c o m



Be ready at A.

1. When acknowledged, walk half the distance to Judge.
2. Stop and perform a 1/4 turn.
3. Trot in a half circle to Judge.
4. Stop and set up for inspection.
5. When dismissed, perform a 1/2 turn and walk straight away from Judge.

Follow the instructions of your ring steward.

Walk	-----
Trot	- - - - -
Back	←
Marker	ⓑ
Judge	ⓐ

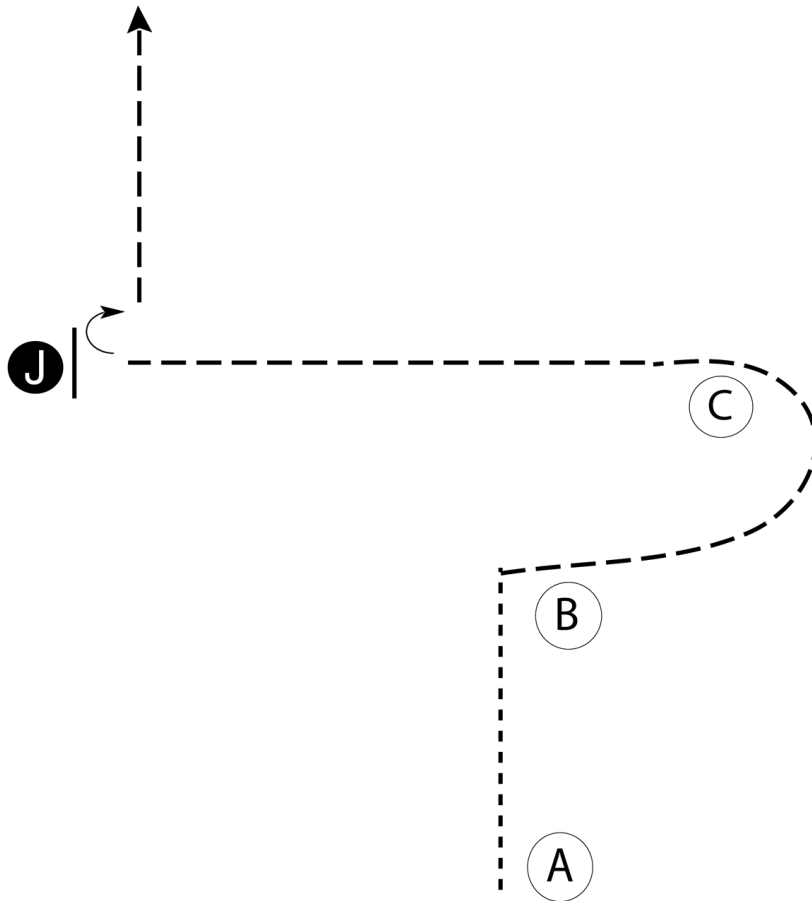
[S/WT-80]

Pattern Provided by:
MIHA Pattern Committee

2019 Junior Meet #1

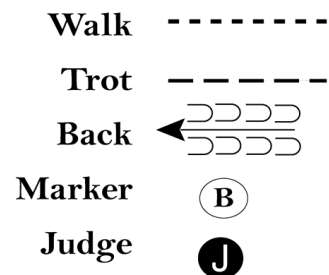
Saddle Seat Showmanship

Show Date:



Be ready at A.

1. Walk to B.
2. Trot from B and around C as shown.
3. Continue to trot to judge and set up for inspection.
4. When dismissed, do a 90 degree turn and trot away.



[S/WT-21]

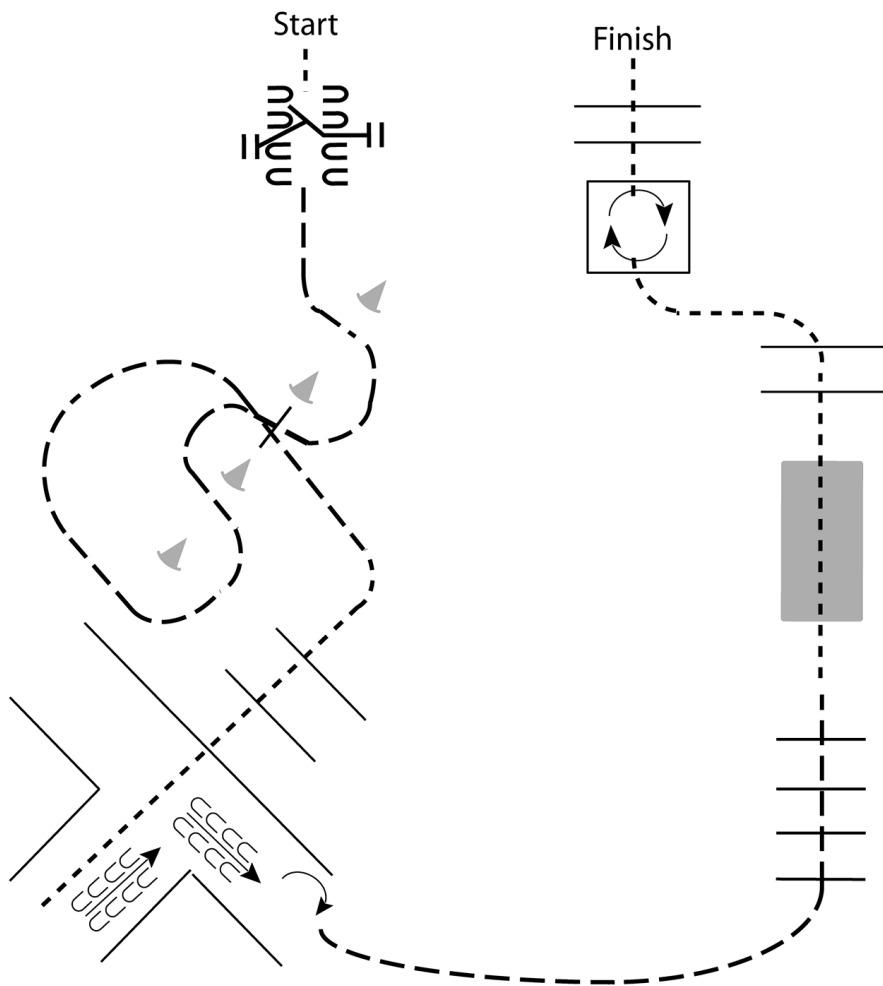
Pattern Provided by:

MIHA Pattern Committee

2019 Junior Meet #1

Trail

Show Date:



1. Walk to and work gate.
2. Jog through cones.
3. Walk over poles into chute.
4. Back out of chute; turn 180 degrees right.
5. Jog over poles to bridge.
6. Walk over bridge and poles.
7. Walk into box and perform a 360 degree turn to the right.
8. Walk out of box and over poles.

Walk	-----
Jog	- - - - -
Extended Jog	- - - - -
Lope	—————
Leg Yield	
Lead Change	— / —
Back	← ← ← ← ←
Marker	Ⓚ
Sidepass	← — — — — →

[TWT-2]

Pattern Provided by:

MIHA Pattern Committee

www.HorseShowPatterns.com

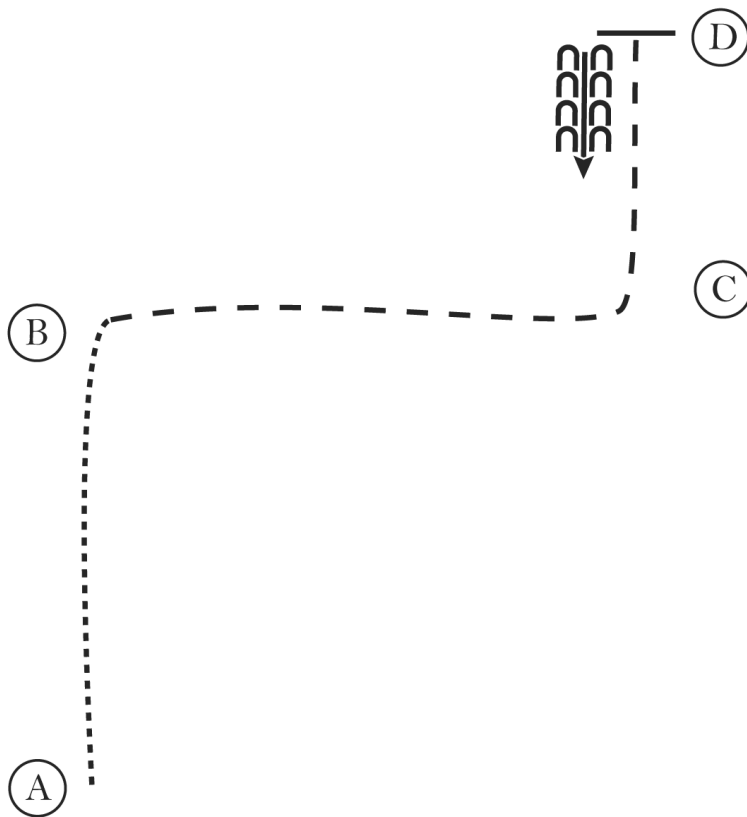
www.HorseShowPatterns.com

2019 Junior Meet #1

Western Bareback/ Western W/T

Show Date:

1. Walk A to B
2. At B jog to D
3. At D stop and back 4 steps.



Walk
Jog	-----
Extended Jog	-----
Lope	—————
Leg Yield	
Lead Change	↘
Back	← C C C C
Marker	⊙ B
Sidepass	←-----→

[WH/WT-2]

Pattern Provided by:

MIHA Pattern Committee

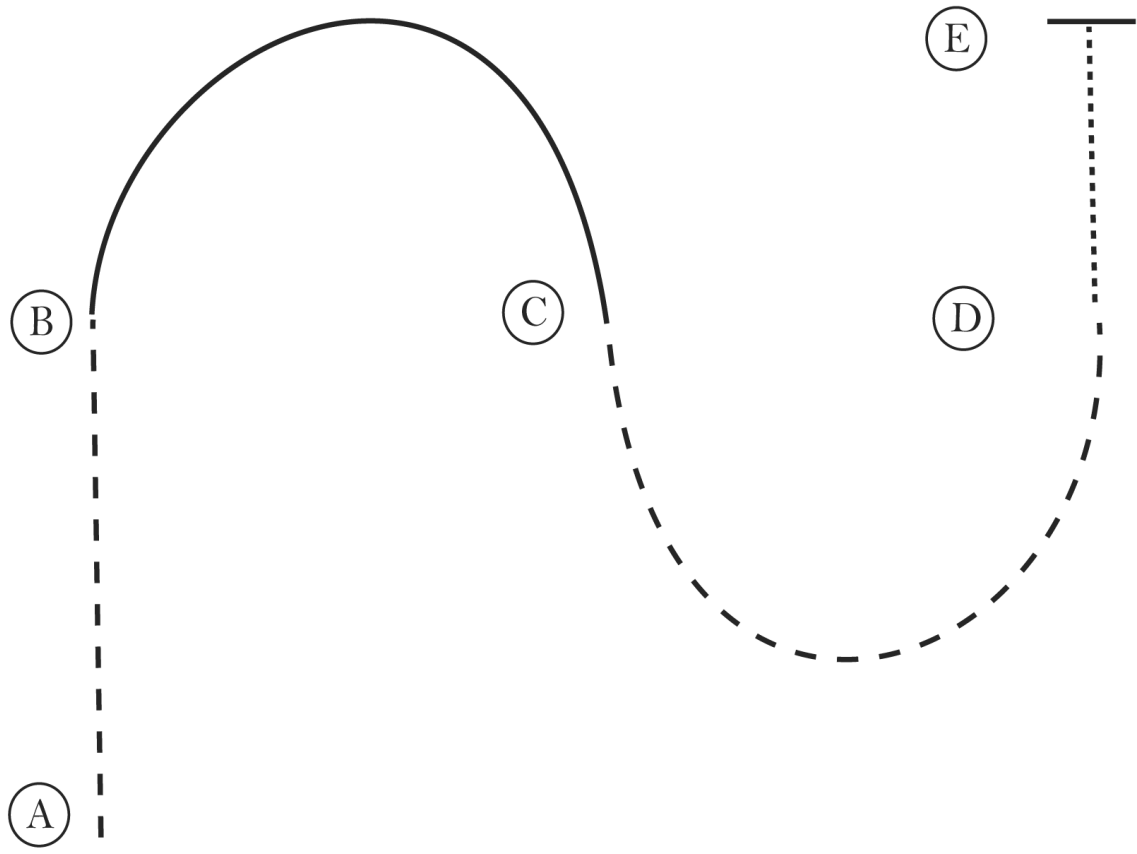
2019 Junior Meet #1

Western Equitation

Show Date:

w w w . H o r s e S h o w P a t t e r n s . c o m

w w w . H o r s e S h o w P a t t e r n s . c o m



1. Jog A to B
2. At B lope on the right lead around C
3. At C jog around D
4. At D walk to E
5. At E stop

Walk
Jog	-----
Extended Jog	-----
Lope	—————
Leg Yield	
Lead Change	↙ ↘
Back	←←←←←
Marker	(B)
Sidepass	←←←←←

[WH/1-12]

Pattern Provided by:

MIHA Pattern Committee