

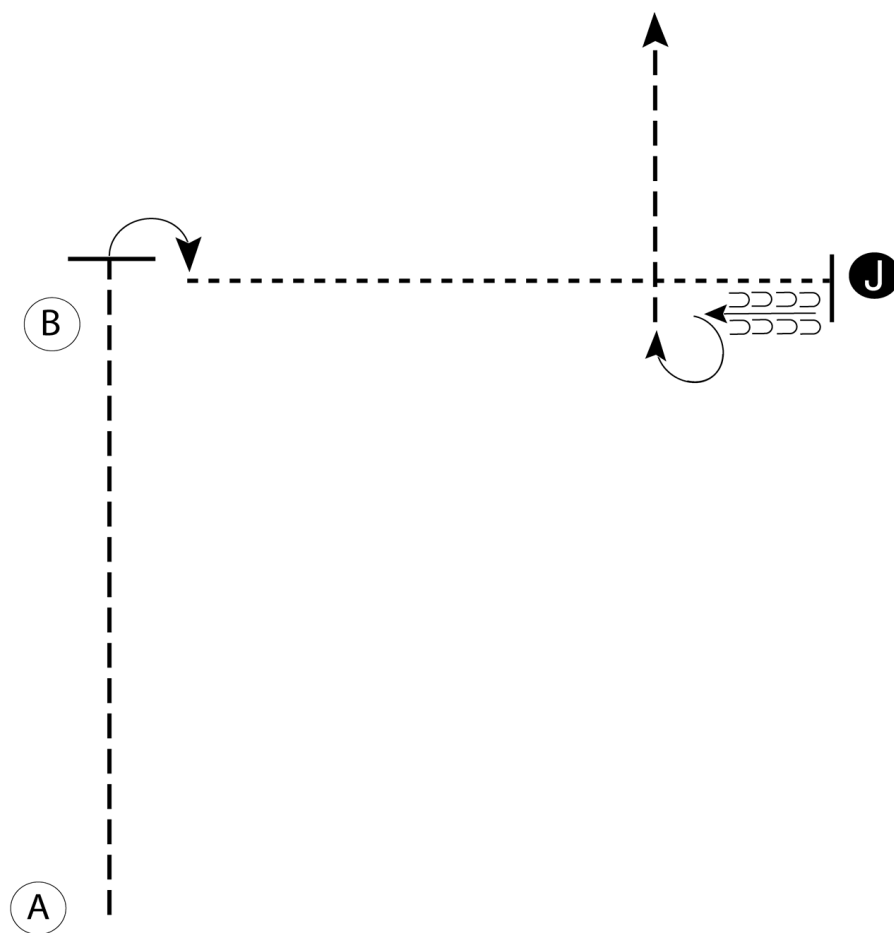
MIHA 2020 Season

Western Showmanship (Meet 1)

Show Date: Meet 1

w w w . H o r s e S h o w P a t t e r n s . c o m

w w w . H o r s e S h o w P a t t e r n s . c o m



1. Begin at A. Trot from A past B
2. Stop and perform a 90 degree turn
3. Walk to the Judge, stop and set up for inspection
4. When dismissed back one horse length and perform a 270 degree turn
5. Trot to the line-up

Walk	-----
Trot	- - - - -
Back	←
Marker	Ⓟ
Judge	Ⓝ

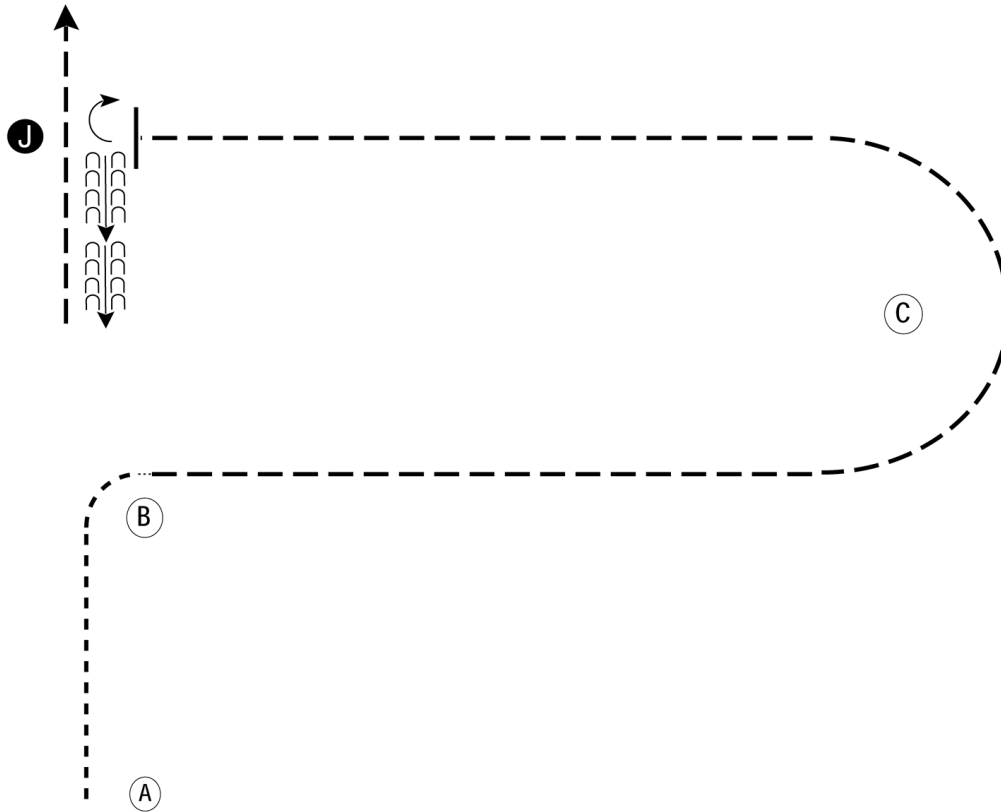
[S/1-14]

Pattern Provided by:
District Level

MIHA 2020 Season

Hunt Seat Showmanship (Meet 1)

Show Date: Meet 1



Be ready at A.

1. Walk to and around B.
2. Trot from B around C to the Judge.
3. Stop and set up for inspection.
4. When dismissed perform a 90 degree turn and back until even with C.
5. Trot to the line-up.

Follow the instructions of your ring steward.

Walk	-----
Trot	-----
Back	←-----
Marker	ⓑ
Judge	ⓙ

[S/1-28]

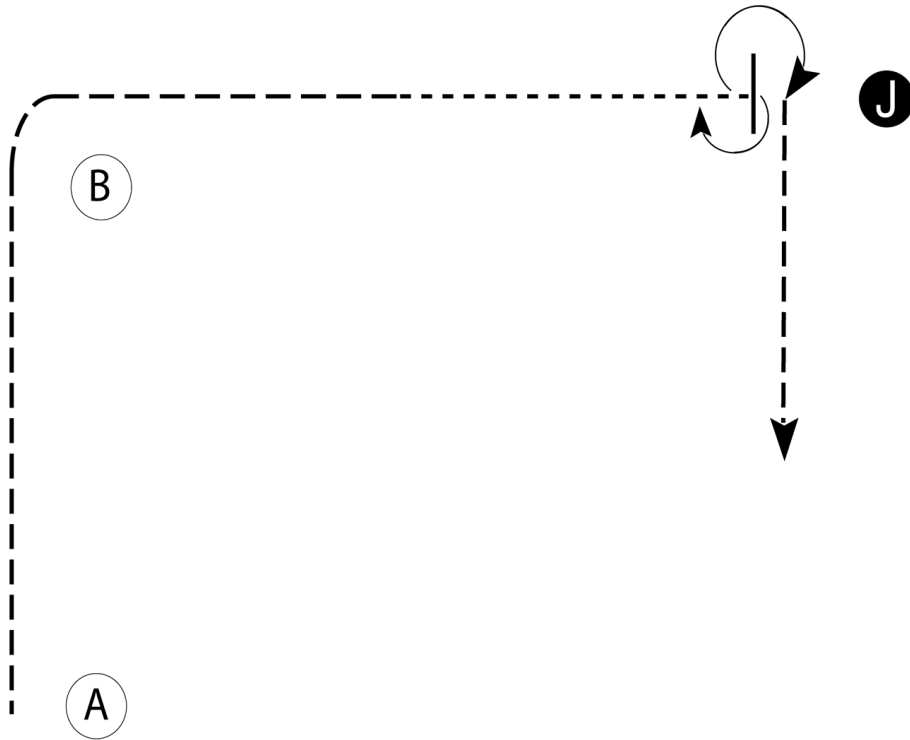
Pattern Provided by:

District Level

MIHA 2020 Season

Saddle Seat Showmanship (Meet 1)

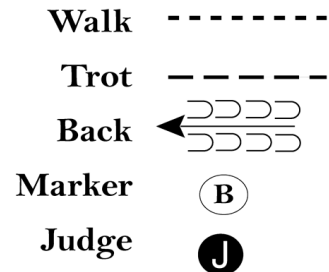
Show Date: Meet 1



Be ready at A.

1. Trot from A around B and half way to the Judge.
2. Break to the walk. Walk to the Judge.
3. Stop and perform a 180 degree turn. Set up for inspection.
4. When dismissed, perform a 270 degree turn and trot straight away from the Judge.

Follow the instructions of your ring steward.



[S/2-33]

Pattern Provided by:

District Level

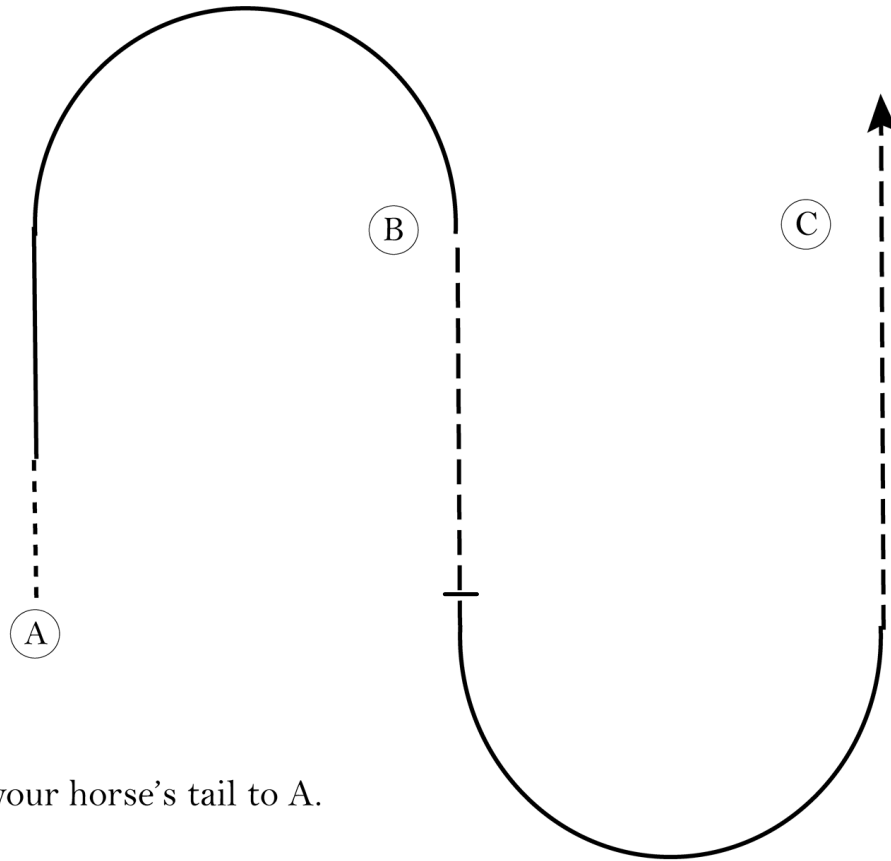
MIHA 2020 Season

Saddle Seat Equitation (Meet 1)

Show Date: Meet 1

w w w . H o r s e S h o w P a t t e r n s . c o m

w w w . H o r s e S h o w P a t t e r n s . c o m



Be ready with your horse's tail to A.

1. Walk two horse lengths from A.
2. Canter on the right lead in a half circle to B. **Stop.**
3. Trot on the right diagonal until even with A.
4. Canter a half circle to the left until even with A.
5. Trot on the left diagonal to and past C.

Pattern is over once you have passed C at the trot.

Follow the directions of your ring steward.

Walk	-----
Trot	- - - - -
Extended Trot	— — — —
Canter	—————
Lead Change	↙ ↘
Back	← ⊞ ⊞ ⊞ ⊞
Marker	⊞
Hand Gallop	—————

[HSE/2-50]

Pattern Provided by:

District Level

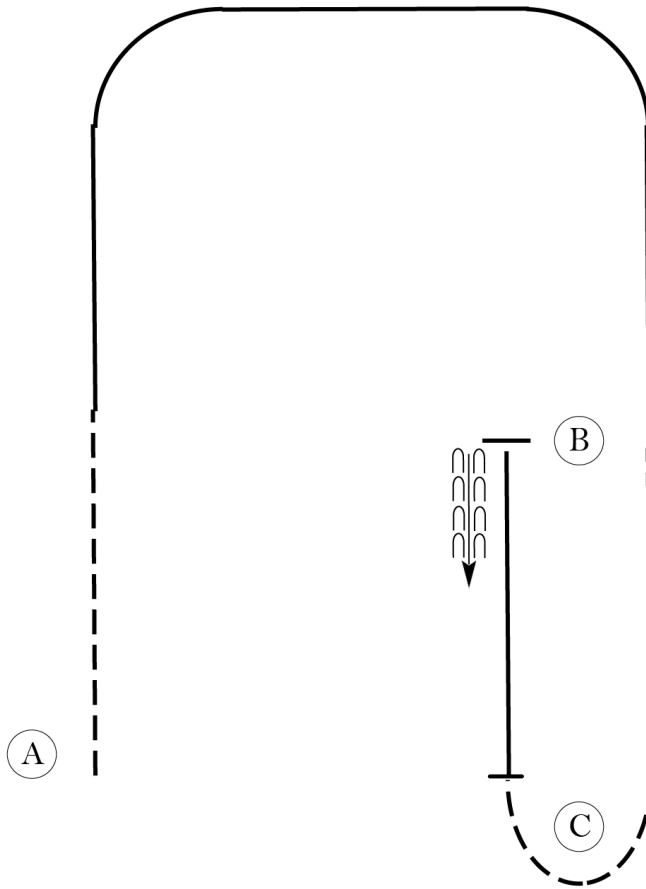
MIHA 2020 Season

Saddle Seat Bareback (Meet 1)

Show Date: Meet 1

w w w . H o r s e S h o w P a t t e r n s . c o m

w w w . H o r s e S h o w P a t t e r n s . c o m



Be ready at A.

1. Trot on the left diagonal.
2. Canter on the right lead to B.
3. Sitting trot to and around C. **Stop**
4. Canter left lead to B.
5. Stop and back.

Walk	-----
Trot	- - - - -
Extended Trot	— — — — —
Canter	—————
Leg Yield	
Lead Change	↙ ↘
Back	←←←
Marker	⊙ B
Sidepass	← — — — — →
Hand Gallop	— — — — —

[HSE/1-107]

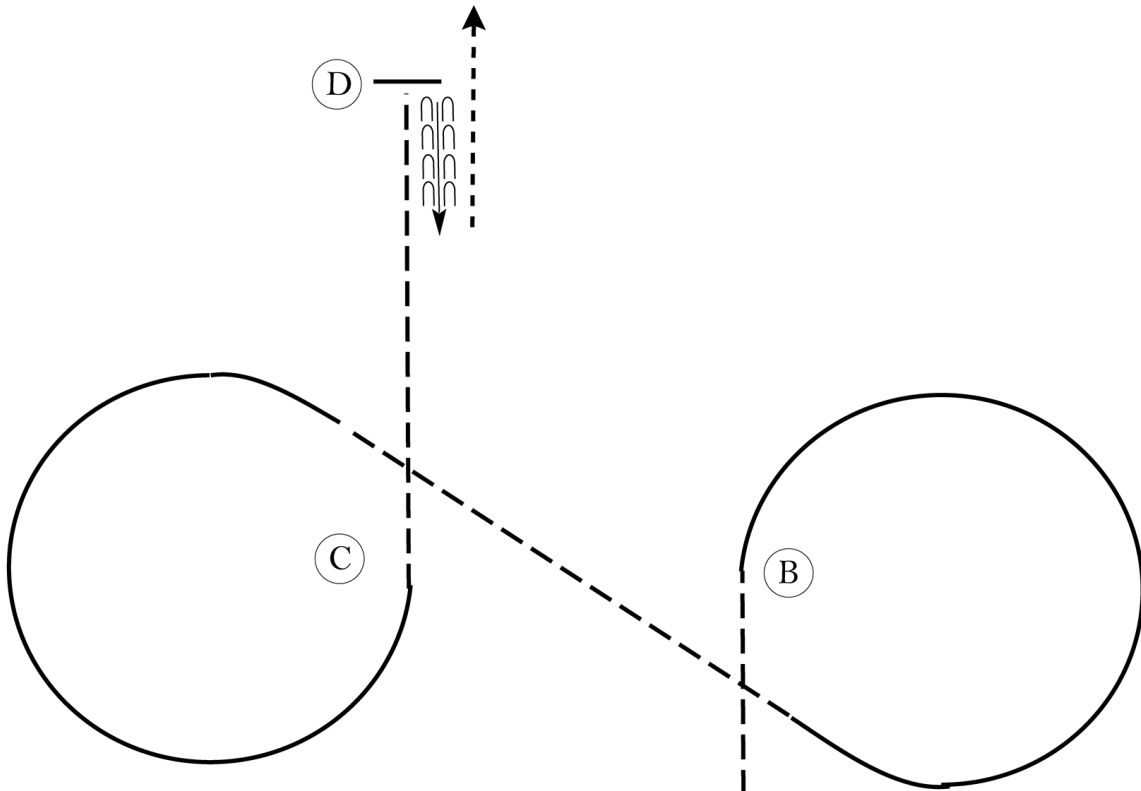
Pattern Provided by:

District Level

MIHA 2020 Season

Hunt Seat Equitation (Meet 1)

Show Date: Meet 1



Be ready before A.

1. Walk to A.
2. Posting trot on the left diagonal to B.
3. At B, canter a circle to the right.
4. When even with B, sitting trot to C.
5. At C, canter a circle to the left.
6. Posting trot on the right diagonal from C to D.
7. Stop at D and back approximately one horse length.

Exit at a walk.

Follow the instructions of your ring steward.

Walk	-----
Trot	- - - - -
Extended Trot	-----
Canter	-----
Leg Yield	
Lead Change	↙ ↘
Back	← ← ←
Marker	(B)
Sidepass	← →
Hand Gallop	-----

[HSE/1-41]

Pattern Provided by:
District Level

www.HorseShowPatterns.com

www.HorseShowPatterns.com

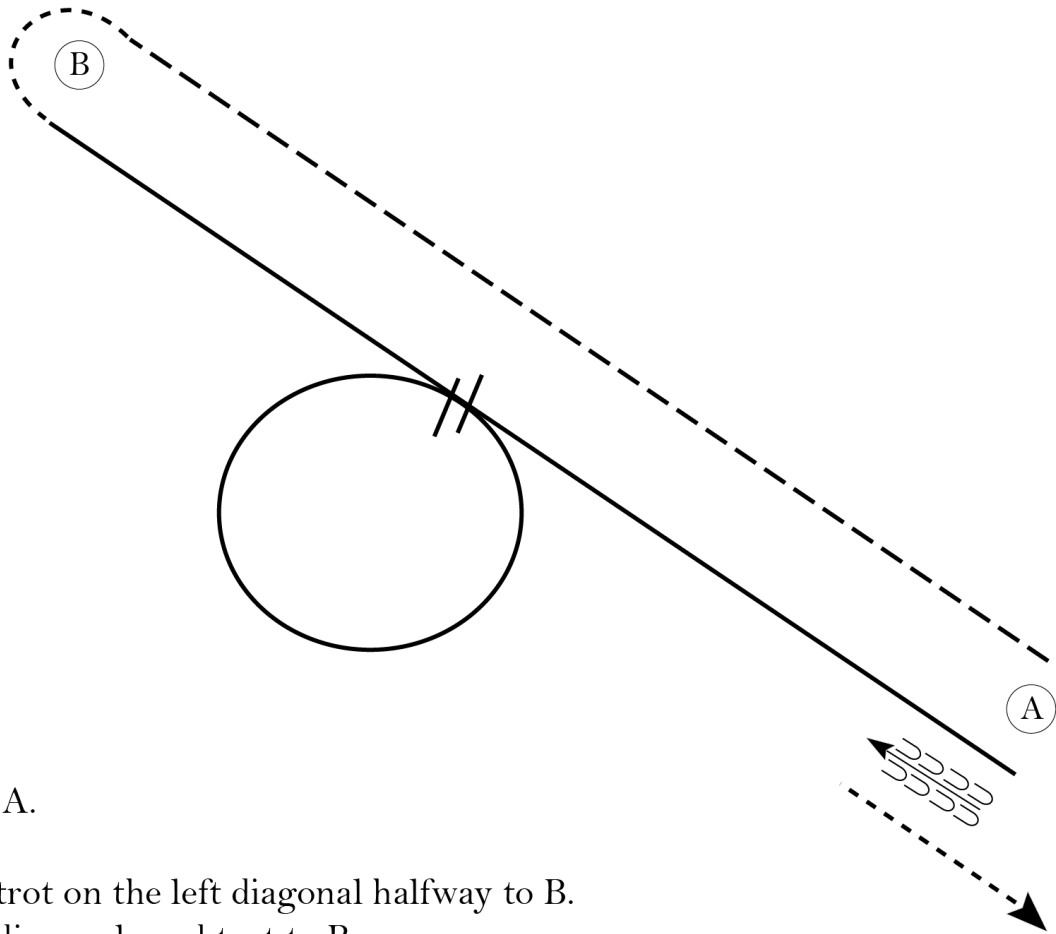
MIHA 2020 Season

Hunt Seat Bareback (Meet 1)

Show Date: Meet 1

w w w . H o r s e S h o w P a t t e r n s . c o m

w w w . H o r s e S h o w P a t t e r n s . c o m



Be ready at A.

1. Posting trot on the left diagonal halfway to B.
2. Change diagonals and trot to B.
3. Break to the walk and walk around B.
4. Canter on the right lead halfway to A.
5. Continue to canter in a circle to the right.
6. Perform a simple lead change and canter to A.
7. Halt at A and back approximately one horse length.

Pattern is over once you have backed. Walk off and follow the instructions of your ring steward.

Walk	-----
Trot	- - - - -
Extended Trot	-----
Canter	—————
Leg Yield	
Lead Change	—/—
Back	←←←←←
Marker	⊙
Sidepass	←-----→
Hand Gallop	—————

[HSE/1-75]

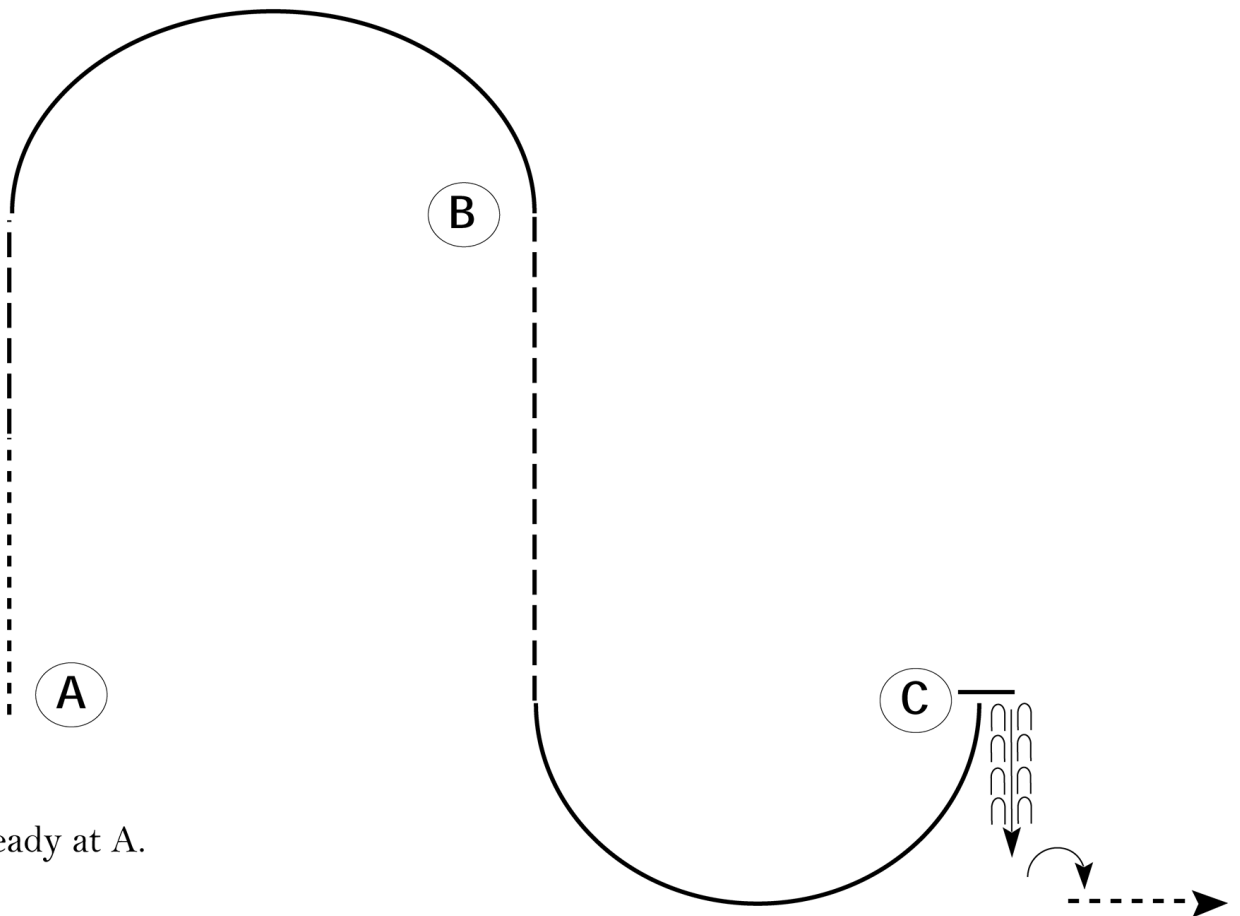
Pattern Provided by:

District Level

MIHA 2020 Season

Western Horsemanship (Meet 1)

Show Date: Meet 1



Be ready at A.

1. Walk from A to center of pattern.
2. Jog until even with B.
3. Lope a half circle on the right lead to B.
4. Jog from B until even with C.
5. Lope a half circle on the left lead to C.
6. Stop at C and back approximately one horse length.
7. Perform a 1/4 turn right and walk off.

Follow the directions of your ring steward.

Walk	-----
Jog	- - - - -
Extended Jog	— — — —
Lope	—————
Lead Change	
Back	
Marker	

[WH/1-80]

Pattern Provided by:

District Level

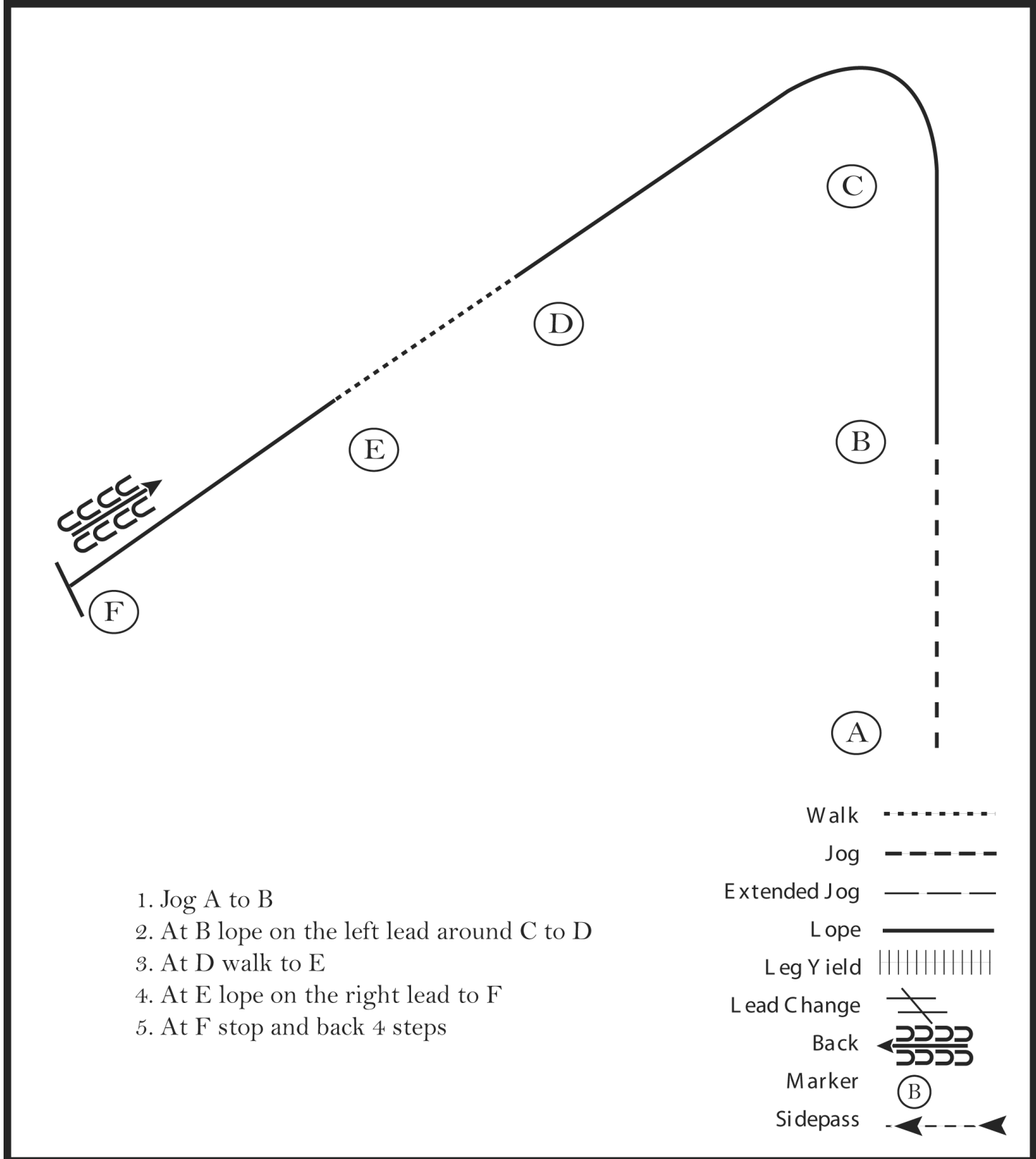
MIHA 2020 Season

Western Bareback (Meet 1)

Show Date: Meet 1

w w w . H o r s e S h o w P a t t e r n s . c o m

w w w . H o r s e S h o w P a t t e r n s . c o m



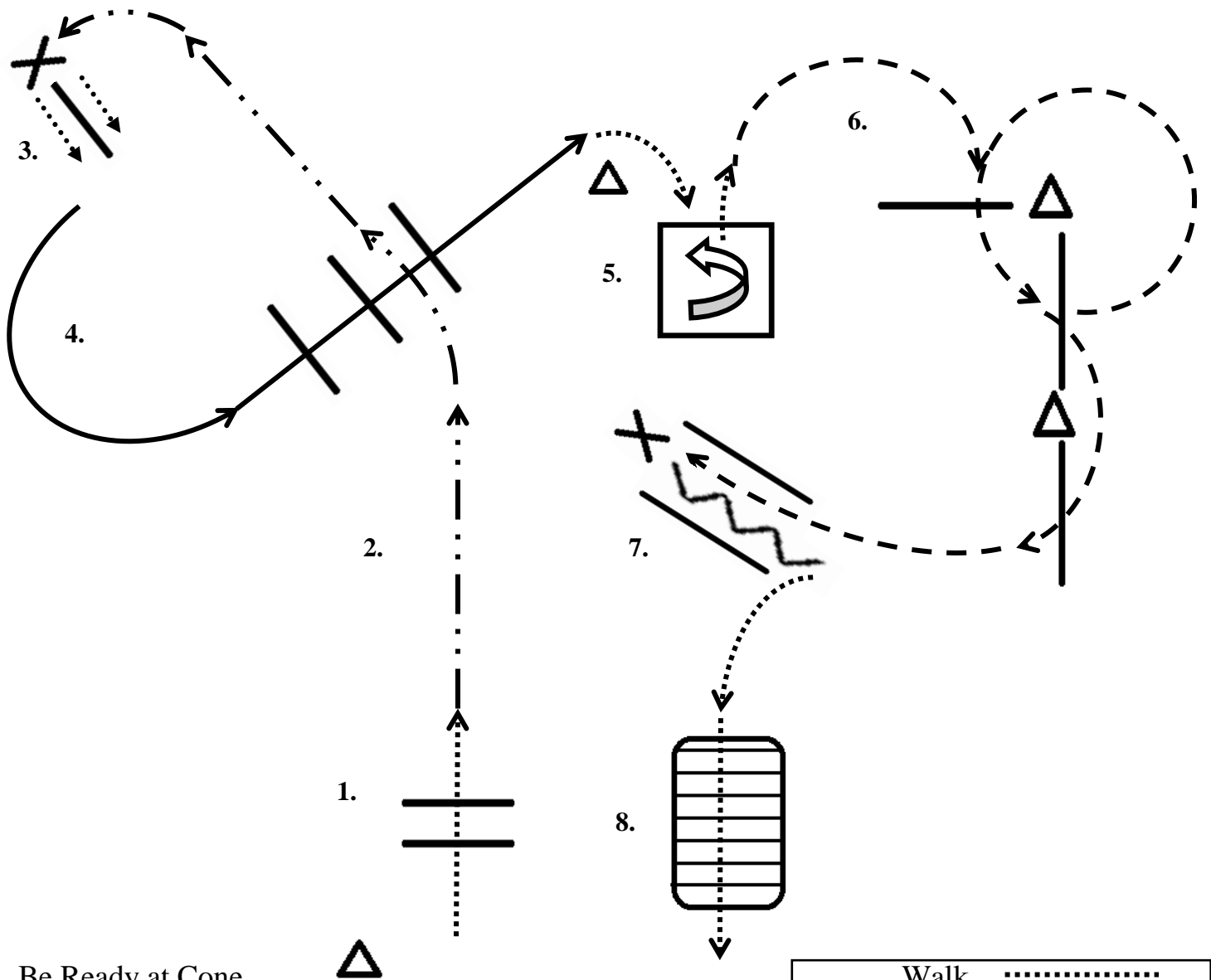
1. Jog A to B
2. At B lope on the left lead around C to D
3. At D walk to E
4. At E lope on the right lead to F
5. At F stop and back 4 steps

- Walk (dotted line)
- Jog - - - - - (dashed line)
- Extended Jog - - - - - (long dashed line)
- Lope _____ (solid line)
- Leg Yield ||||| (vertical lines)
- Lead Change / (diagonal lines)
- Back ←←←← (backward arrows)
- Marker (B) (circle with letter)
- Sidepass ← - - - - ← (dashed line with arrow)

[WH/1-31]

Pattern Provided by:
District Level

MIHADistrict Trail 2020 - #1



Be Ready at Cone

1. Walk over poles
2. Extended Jog between poles, Halt
3. Side Pass Left
4. Lope Left Lead over Poles, Walk at Cone
5. Walk into Box, 180 degree Turn to the Left, Walk out
6. Jog Poles, Circle Left, Serpentine
7. Jog into Chute, Halt, Back
8. Walk over Bridge

Exit Pattern

*Pattern is subject to changes depending on weather, footing conditions and Judges approval, including line of travel between obstacles!