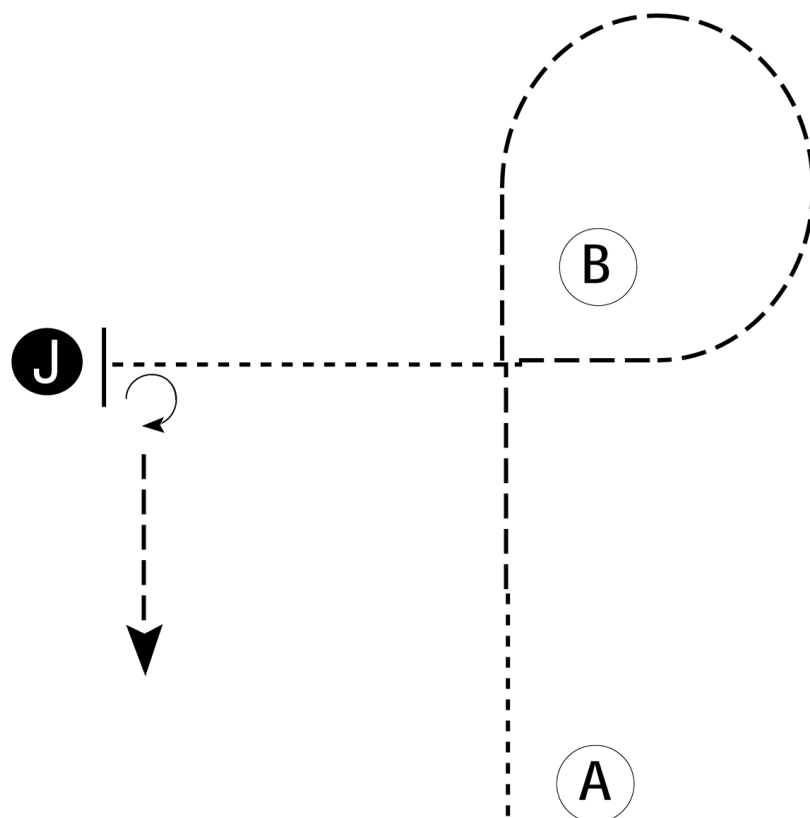


2020 MIHA JUNIOR DIVISION

Western Fitting and Showing (Jr Division)

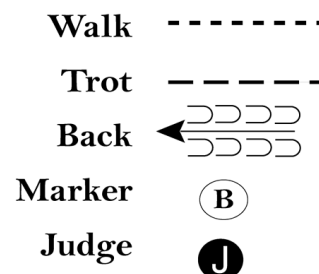
Show Date: 2020



Be ready at A.

1. Walk halfway to B.
2. Trot to and around B as shown.
3. When just past B, walk to judge and set up for inspection.
4. When dismissed, perform a 270 degree turn and trot away.

Follow the instructions of your ring steward.



[S/1-79]

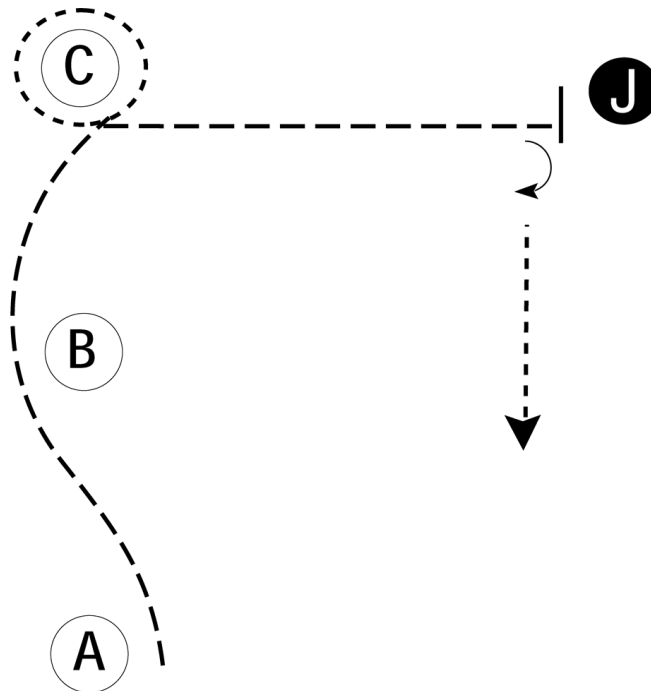
Pattern Provided by:

MIHA

2020 MIHA JUNIOR DIVISION

Huntseat Fitting and Showing (Jr Division)

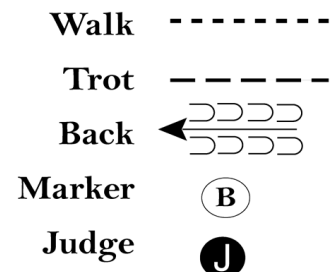
Show Date: 2020



Be ready at A.

1. When acknowledged, trot from A, around B and to C.
2. Walk a tight circle around C.
3. Trot to judge.
4. Stop and set up for inspection.
5. When dismissed, perform a 90 degree turn and walk away from judge.

Follow the directions of your ring steward.



[S/1-58]

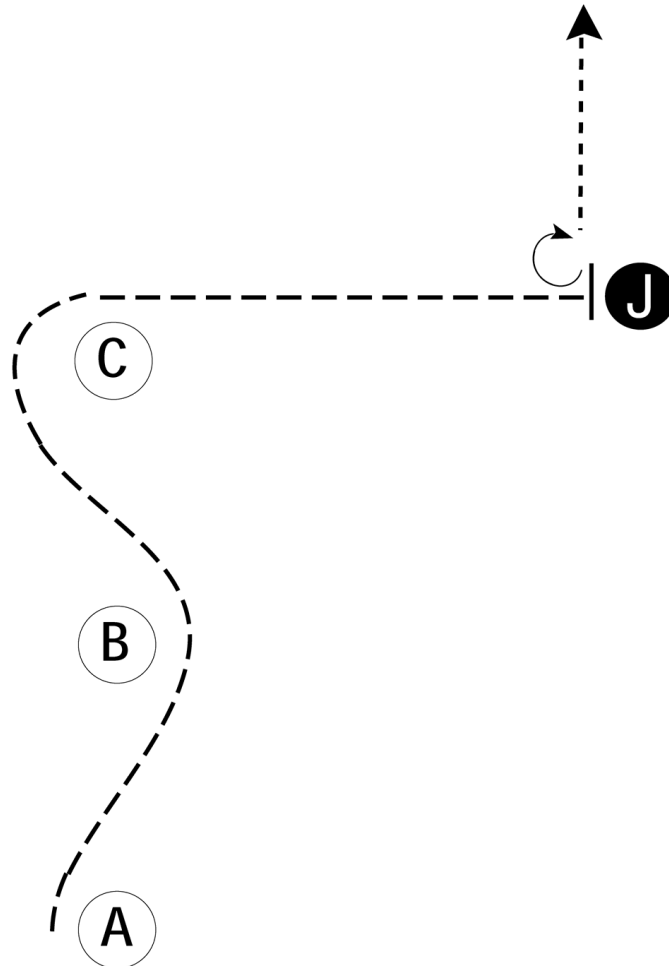
Pattern Provided by:

MIHA

2020 MIHA JUNIOR DIVISION

Saddleseat Fitting and Showing (Jr Division)

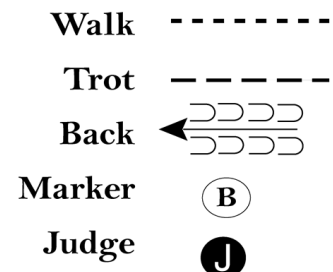
Show Date: 2020



Be ready at A.

1. When acknowledged, trot around B, around C and straight to judge.
2. Stop and set up for inspection.
3. When dismissed, perform a 270 degree turn and walk away from judge.

Follow the directions of the ring steward.



[S/1-59]

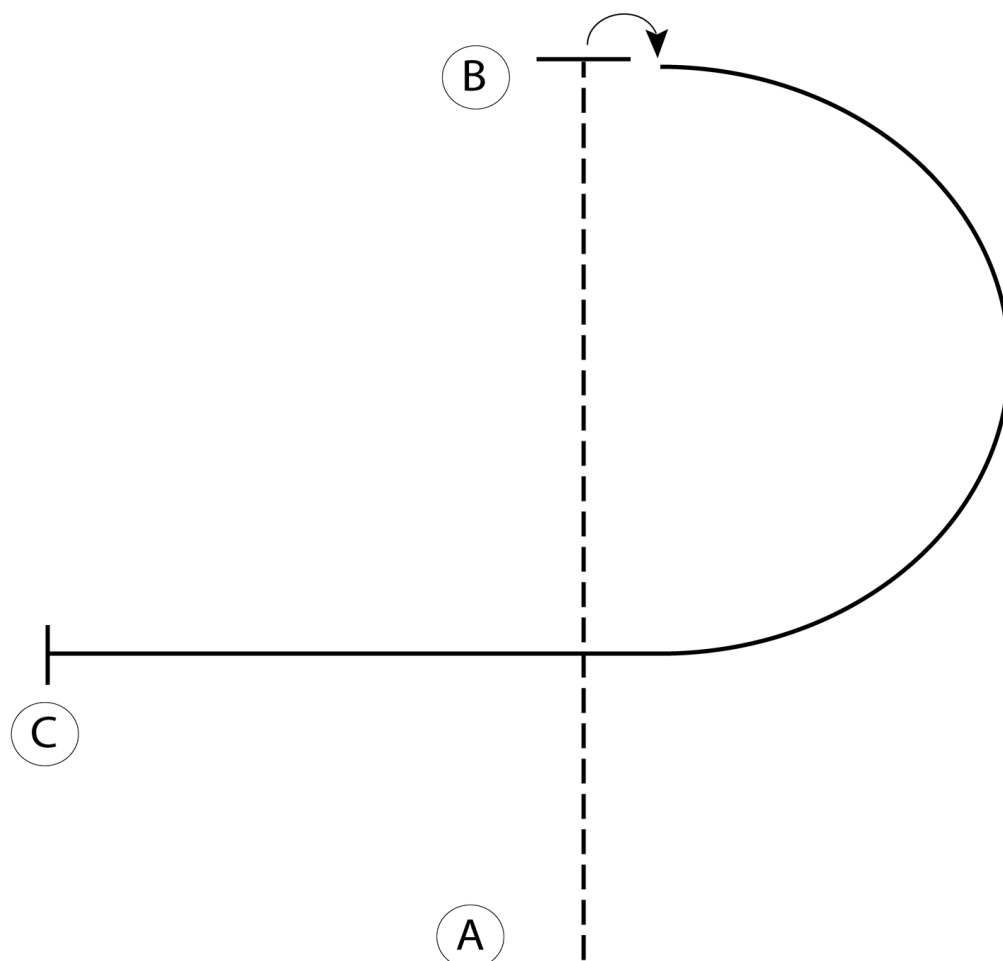
Pattern Provided by:

MIHA

2020 MIHA JUNIOR DIVISION

Saddleseat Equitation (Jr Division)

Show Date: 2020



1. Posting trot on the left diagonal from A to B
2. At B stop and perform a 90 degree turn on the forehand to the right
3. Canter on the right lead from B to C
4. At C stop

Walk	-----
Trot	- - - - -
Extended Trot	— — — — —
Canter	—————
Leg Yield	
Lead Change	↗ ↘
Back	← ← ← ← ←
Marker	(B)
Sidepass	← — — — — →
Hand Gallop	—————

[HSE/1-28]

Pattern Provided by:

MIHA

Junior High Saddle Seat Pattern:

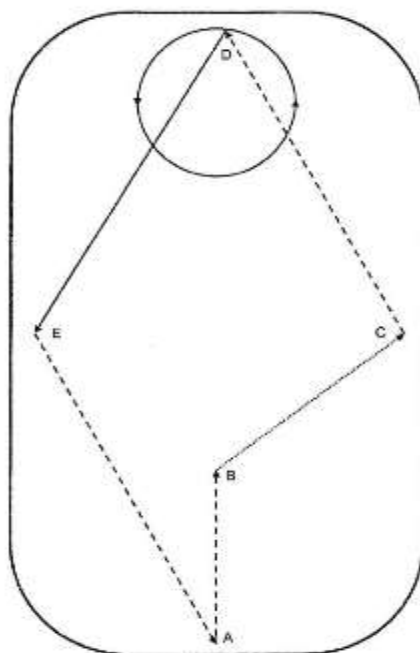
Junior Division ***Saddle Seat Pattern #4***

Each item to be scored from 0-10 points.

Total possible is 90 points.

(All trot work will be performed at the rising trot on the correct diagonal unless specified.)

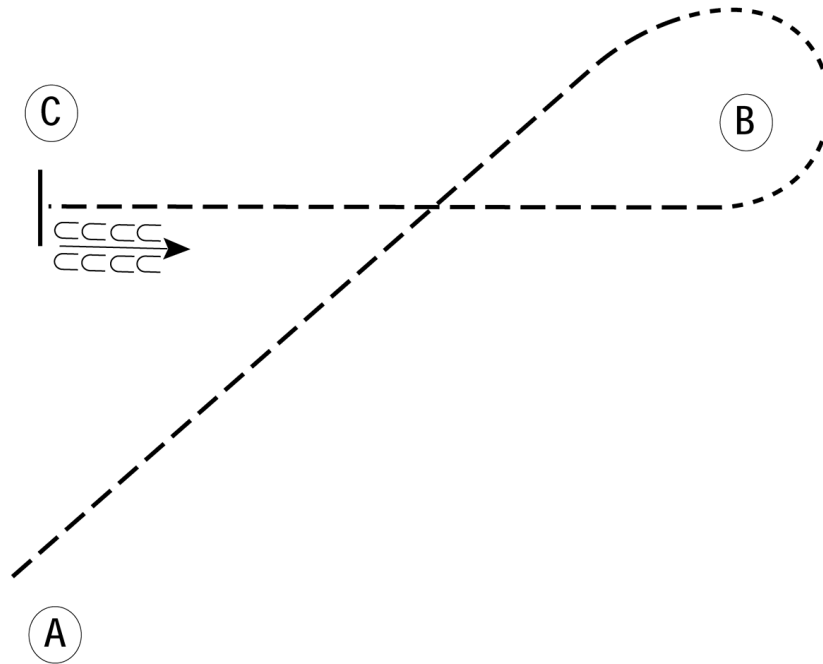
#	Movement	Points	Score
1	Beginning at A, sit trot or second gait a straight line down the center line 1/3 the length of the ring. Halt (B).	10	
2	Pivot to your right and walk to the midpoint of the rail to the right (C). Halt.	10	
3	Pivot to your left and trot or second gait a diagonal line to the midpoint of the turn (D). Halt.	10	
4	Pivot to your left and canter a circle to the left on the left lead. Halt.	10	
5	Pivot to your left and canter a diagonal line on the right lead to the midpoint of the rail (E). Halt.	10	
6	Pivot to your left and trot or second gait on a diagonal line to the starting point (A). Halt.	10	
7	Rider's position.	10	
8	Riders effective use of aids.	10	
9	Overall impression (Exhibitor presentation, accuracy of figures, suitability of horse/rider combination, ringmanship, etc.	10	
Total		90	



2020 MIHA JUNIOR DIVISION

English Equitation Walk Trot (Jr Division)

Show Date: 2020



Be ready at A.

1. Posting trot on the left diagonal from A to B.
2. Walk around B.
3. Posting trot on the right diagonal to C.
4. Stop at C. Back approximately one horse length.
5. Follow the instructions of your ring steward.

Walk	-----
Trot	- - - - -
Extended Trot	- - - - -
Canter	— — — — —
Leg Yield	
Lead Change	— — — — —
Back	← ← ← ← ←
Marker	Ⓚ
Sidepass	← — — — —
Hand Gallop	— — — — —

[HSE/WT-26]

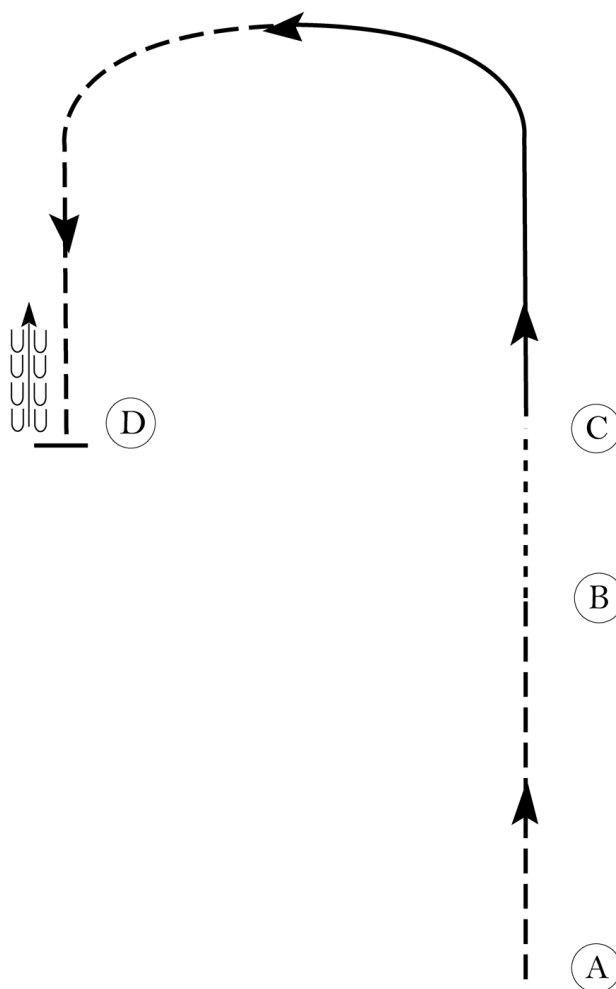
Pattern Provided by:

MIHA

2020 MIHA JUNIOR DIVISION

Huntseat Equitation (Jr Division)

Show Date: 2020



Be ready at A.

1. Posting trot on the left diagonal from A to B.
2. Walk from B to C.
3. Left lead canter at C.
4. When at the top of the arc, transition to a posting trot on the right diagonal to D.
5. Stop and back approximately one horse length at D.

Exit at a sitting trot.

Walk	-----
Trot	- - - - -
Extended Trot	— — — —
Canter	— — — —
Leg Yield	
Lead Change	— — — —
Back	← ← ← ←
Marker	(B)
Sidepass	← — — — →
Hand Gallop	— — — —

[HSE/1-20]

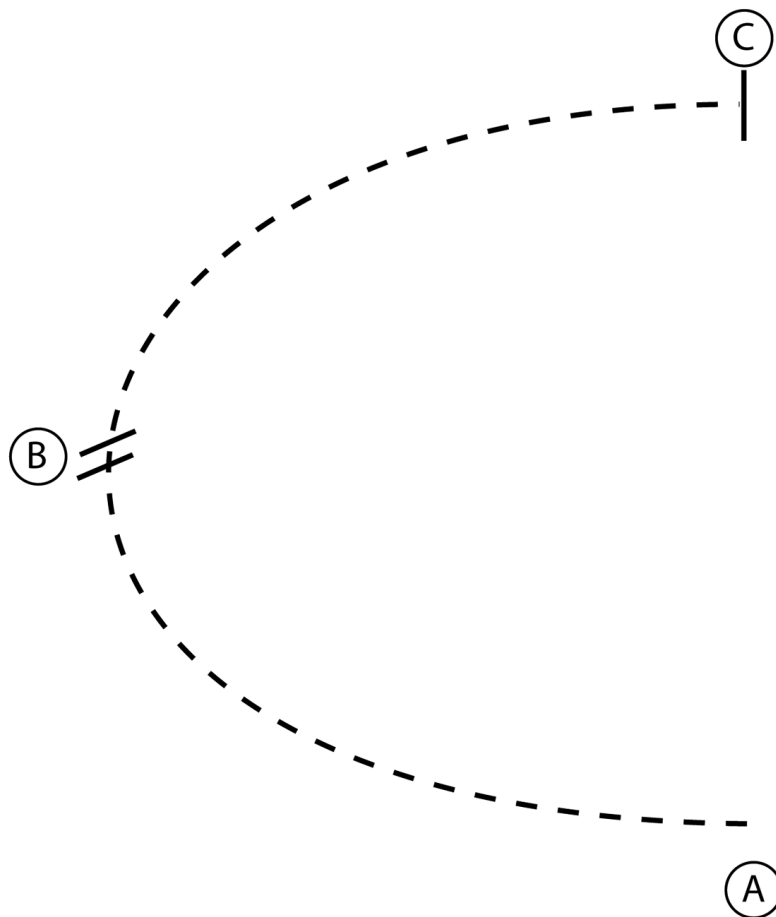
Pattern Provided by:

MIHA




2020 MIHA JUNIOR DIVISION

English Bareback (Jr Division WALK TROT)

Show Date: 2020



1. Posting trot A to B on the right diagonal
2. At B change diagonals and continue to C
3. Stop at C

Walk
Trot	- - - - -
Extended Trot	- - - - -
Canter	—————
Leg Yield	
Lead Change	
Back	
Marker	(B)
Sidepass	

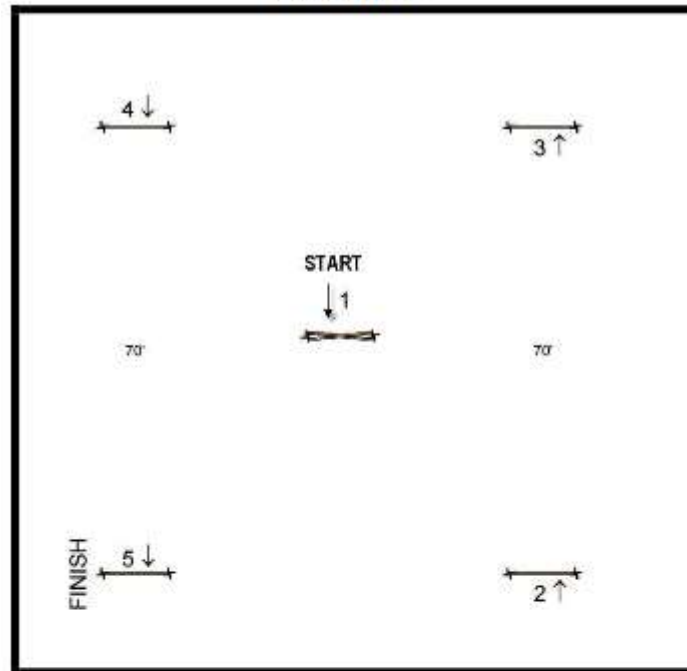
[HSE/WT-9]

Pattern Provided by:

MIHA

Junior High Equitation over Fences Pattern:

Pattern #4



Key:

➤ Cross Rail - Must be Trotted. Cups set at 2'-6" at standards.

➤ Vertical

➤ Over - To be added at Regionals and States. Not to exceed 18" in width.

48'

(3) strides - horse

(4) strides - pony or short-strided horse

58'

(4) strides - horse

(5) strides - pony or short-strided horse

70'

(5) strides - horse

(6) strides - pony or short-strided horse

82'

(6) strides - horse

(7) strides - pony or short-strided horse

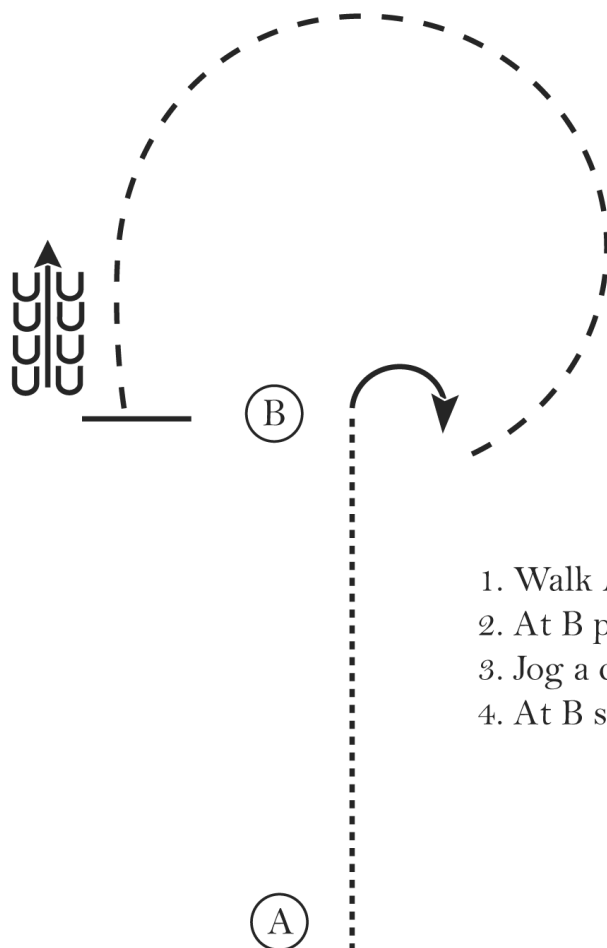
Note:

When modifying lines to accommodate smaller arenas, reference stride key.

2020 MIHA JUNIOR DIVISION

Western Equitation Walk Trot (Jr Division)

Show Date: 2020



1. Walk A to B
2. At B perform a 90 degree turn to the right
3. Jog a circle around B
4. At B stop and back 4 steps

Walk
Jog	-----
Extended Jog	- - - - -
Lope	—————
Leg Yield	
Lead Change	— / —
Back	←←←←←
Marker	(B)
Sidepass	←- - - ->

[WH/WT-7]

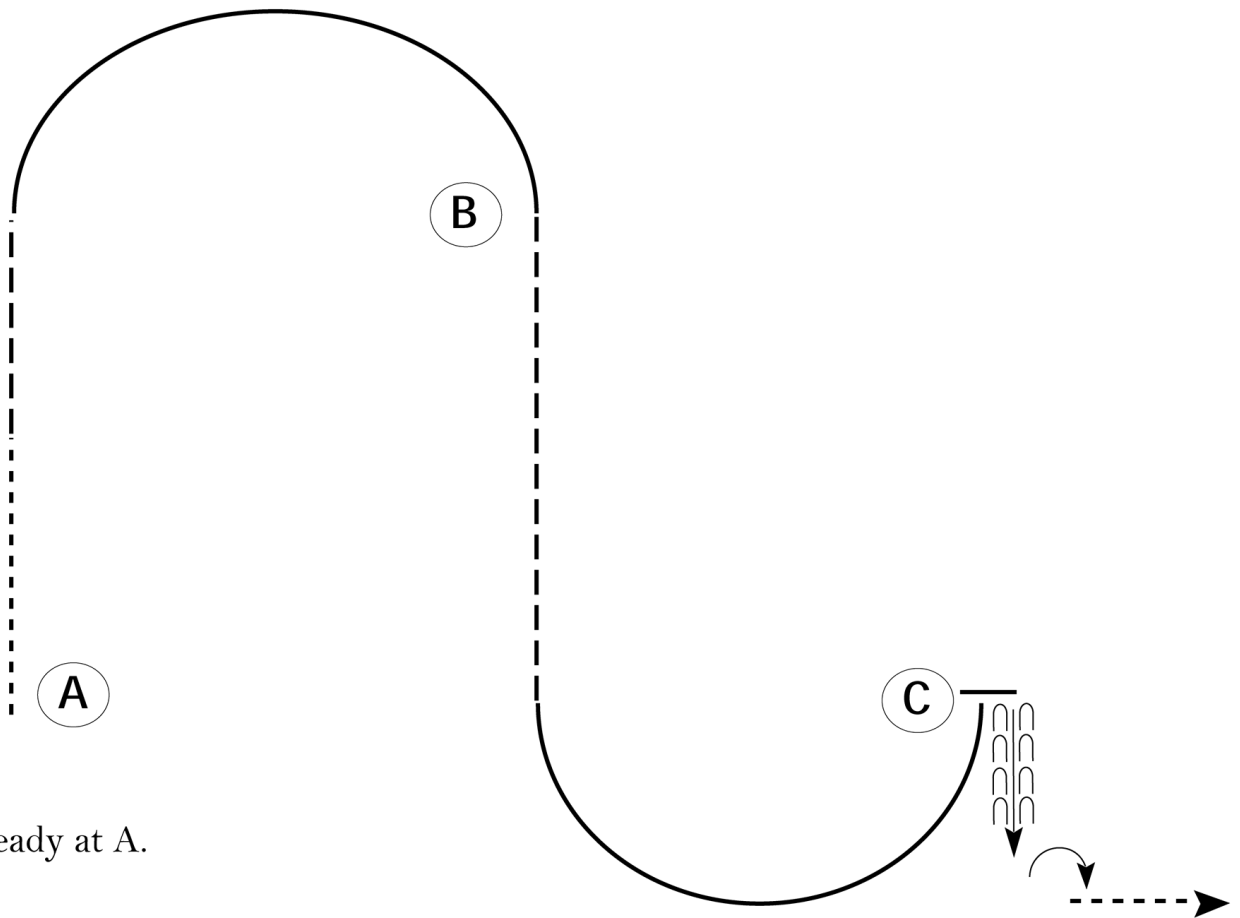
Pattern Provided by:

MIHA

2020 MIHA JUNIOR DIVISION

Western Equitation (Jr Division)

Show Date: 2020



Be ready at A.

1. Walk from A to center of pattern.
2. Jog until even with B.
3. Lope a half circle on the right lead to B.
4. Jog from B until even with C.
5. Lope a half circle on the left lead to C.
6. Stop at C and back approximately one horse length.
7. Perform a 1/4 turn right and walk off.

Follow the directions of your ring steward.

Walk	-----
Jog	- - - - -
Extended Jog	- - - - -
Lope	—————
Lead Change	
Back	
Marker	(B)

[WH/1-80]

Pattern Provided by:

MIHA

2020 MIHA JUNIOR DIVISION

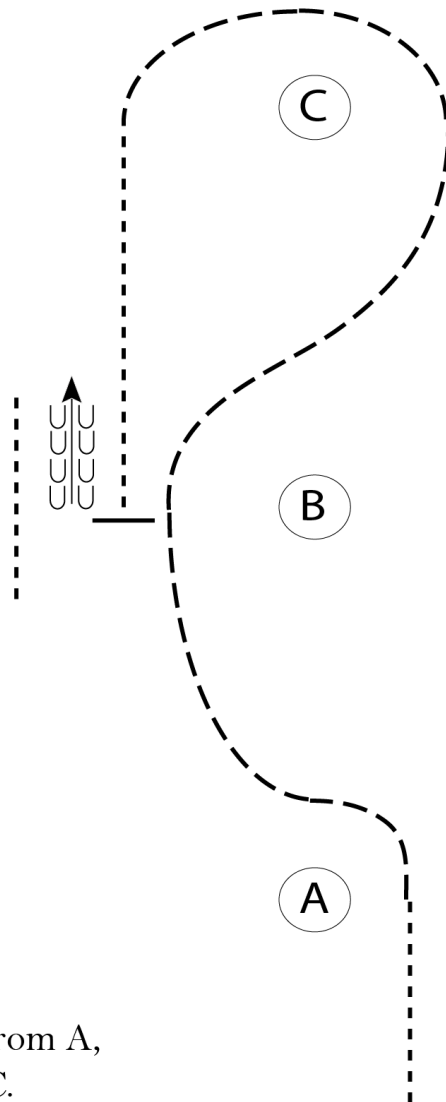
Western Bareback (Jr Division WALK TROT)

Show Date: 2020

Be ready before A.

1. Walk to A.
2. Jog a serpentine from A, around B and to C.
3. Continue the jog around C
4. Walk until even with B.
5. Back approximately one horse length.
6. Walk to exit.

Follow the instructions of your ring steward.



Walk	-----
Jog	- - - - -
Extended Jog	— — — —
Lope	
Lead Change	
Back	
Marker	(B)

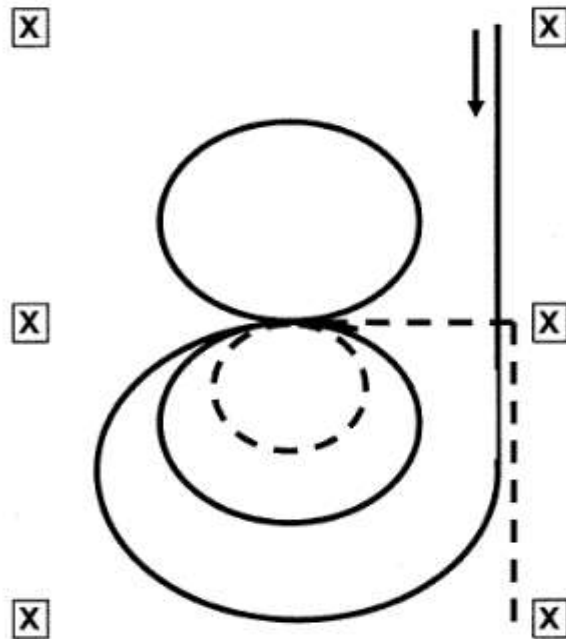
[WH/WT-95]

Pattern Provided by:

MIHA

Junior High Western Reining Pattern:

Junior Division ***Western Reining Pattern #4***

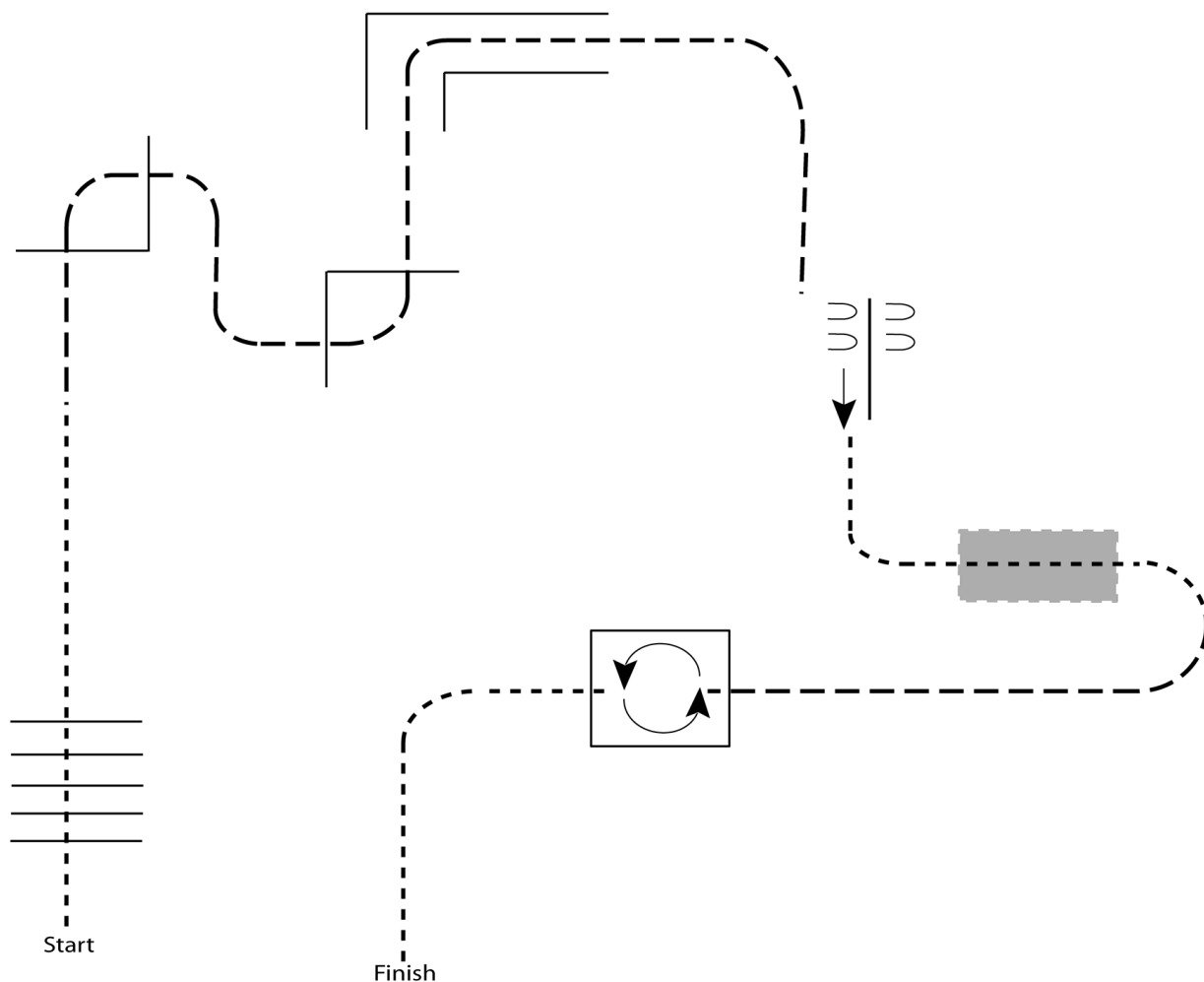


1. Jog along the right rail to the center marker. Stop. Execute a two-hundred and seventy (270) degree turn on the haunches to the right.
2. Jog to the center of the arena, and do a figure eight and one-half, first circle to the left at the jog, right circle at the canter, change leads at the center of the arena, then do a left circle at the canter. Stop at the center of the arena.
3. Execute a three hundred and sixty (360) degree turn on the haunches to the left.
4. Lope on the left lead around the end of the arena and down the right side. Stop approximately even with the third marker.
5. Back at least ten (10) feet. Hesitate to show completion of the pattern.
6. Walk to the judge and stop for inspection.

2020 MIHA JUNIOR DIVISION

Trail (Jr Division)

Show Date: 2020



1. Walk over poles
2. Jog over poles
3. Jog through chute
4. Sidepass over log to the right
5. Walk over bridge
6. Jog into box and perform a 360 degree turn to the left
7. Walk out of box to finish

Walk	-----
Jog	- - - - -
Extended Jog	- _ _ _ -
Lope	=====
Leg Yield	
Lead Change	— / —
Back	← — — — —
Marker	ⓑ
Sidepass	← — — — — →

[T/WT-5]

Pattern Provided by:

MIHA