

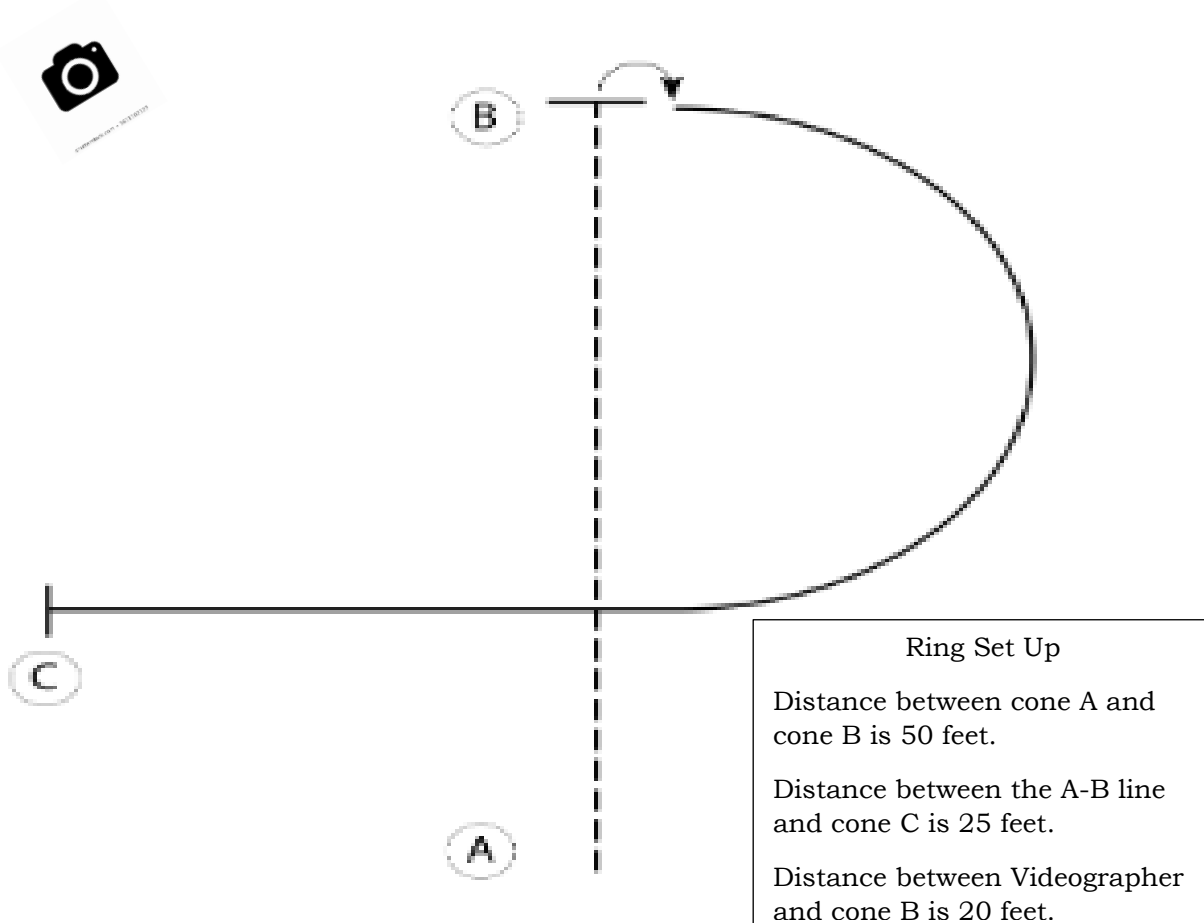
2020 MIHA Virtual Horse Show

Saddle Seat Equitation

Pre-Entry May 25-31 Video Entries Due June 1-7

Be sure to read video instructions found on the MIHA facebook site.


Failure to follow instructions may result in a no score.



Be ready at A.

1. Posting trot on left diagonal from A to B.
2. At B stop and perform a 90 degree turn on the forehand to the right.
3. Canter on the right lead from B to C.
4. At C stop.

Good Luck!



Videographer



2020 MIHA Virtual Horse Show

English Equitation

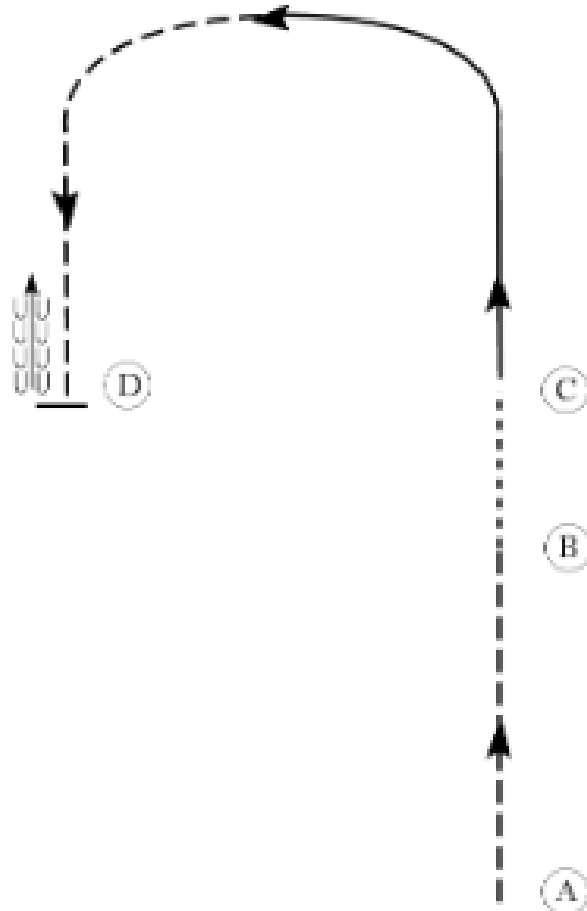
Pre-Entry May 25-31 Video Entries Due June 1-7

Be sure to read rules & video instructions found on the MIHA facebook page.

Failure to follow instructions may result in a no score.



©2020 MIHA - All Rights Reserved



Arena Set Up

Distance from cone A to cone B 30 feet.

Distance from cone B to cone C 10 feet.

Distance from cone C to cone D 30 feet.


Distance of Videographer to cone D 20 feet.

Be ready at A.

1. Posting trot on the left diagonal from A to B.
2. Walk from B to C.
3. Left lead canter at C.
4. When at the top of the arc, transition to a posting trot on the right diagonal to D.
5. Stop and back approximately one horse length at D.

Good Luck!

Videograph



2020 MIHA Virtual Horse Show

Walk/Trot Western Horsemanship

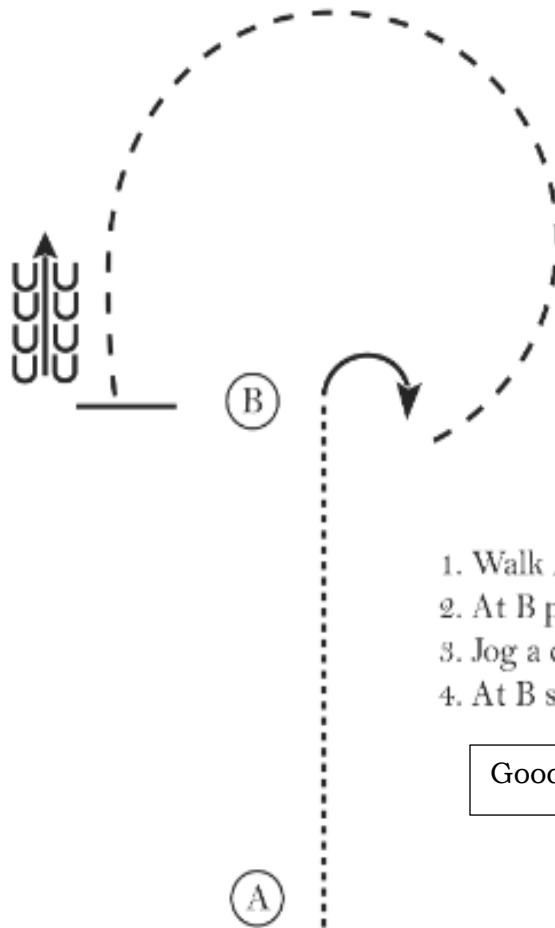
Pre-Entry May 25-31 Video Entries Due June 1-7

Be sure to read rules & video instructions found on the MIHA facebook page.

Failure to follow instructions may result in a no score.



©2020 MIHA - All Rights Reserved



1. Walk A to B
2. At B perform a 90 degree turn to the right
3. Jog a circle around B
4. At B stop and back 4 steps

Good Luck!

Ring Set Up

Distance from cone A to cone B 24 feet.

Distance from cone B to Videographer 24 feet.

Videographer



©2020 MIHA - All Rights Reserved

Walk
Jog	-----
Extended Jog	-----
Lope	—————
Leg Yield	
Lead Change	↙
Back	←
Marker	(B)

2020 MIHA Virtual Horse Show

Western Bareback

Pre-Entry May 25-31 Video Entries Due June 1-7

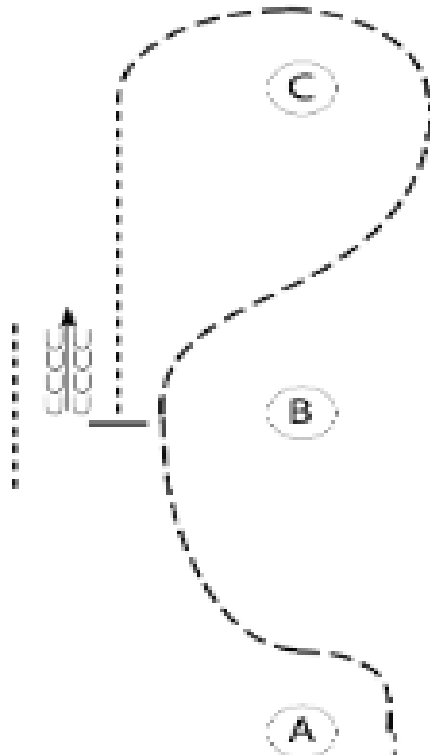
Be sure to read rules & video instructions found on the
MIHA facebook page.

Failure to follow instructions may result in a no score.

A helmet is required for this class!



©2020 MIHA - All Rights Reserved



Ring Set Up

Distance between cone A and cone B is 30 feet.

Distance between cone B and cone C is 30 feet.

Distance between Videographer and cone B is 30 feet.

Be ready before A.

1. Walk to A.
2. Jog a serpentine from A, around B and to C.
3. Continue the jog around C
4. Walk until even with B.
5. Back approximately one horse length.
6. Walk to exit.

Follow the instructions of your ring steward.

Good Luck!

Videographer



Jog

Extended Jog

Lope

Lead Change

Back

Marker



2020 MIHA Virtual Horse Show

Flag Race

Pre-Entry May 25-31 Video Entries Due June 1-7

Be sure to read video and timing instructions found on the MIHA facebook site. Rules for timed events can be found in the MIHA Rule Book at www.miha.org. This pattern has been modified to fit safely in a standard 80 120 riding arena. For consistency in timing and fairness for all, please make sure your pattern size is exactly as stated. Besides the three 55 gallon barrels you will need 2 five gallon buckets with 5 inches of sand in the bottom, 2 markers to distinguish the start/finish line and a flag (1" dowel 21" long with a 6X6 square of fabric). Helmets are required for this event. All barrels should be a minimum of 15 feet from the fence for safety reasons. Infractions of the rules will result and a "no time".

