

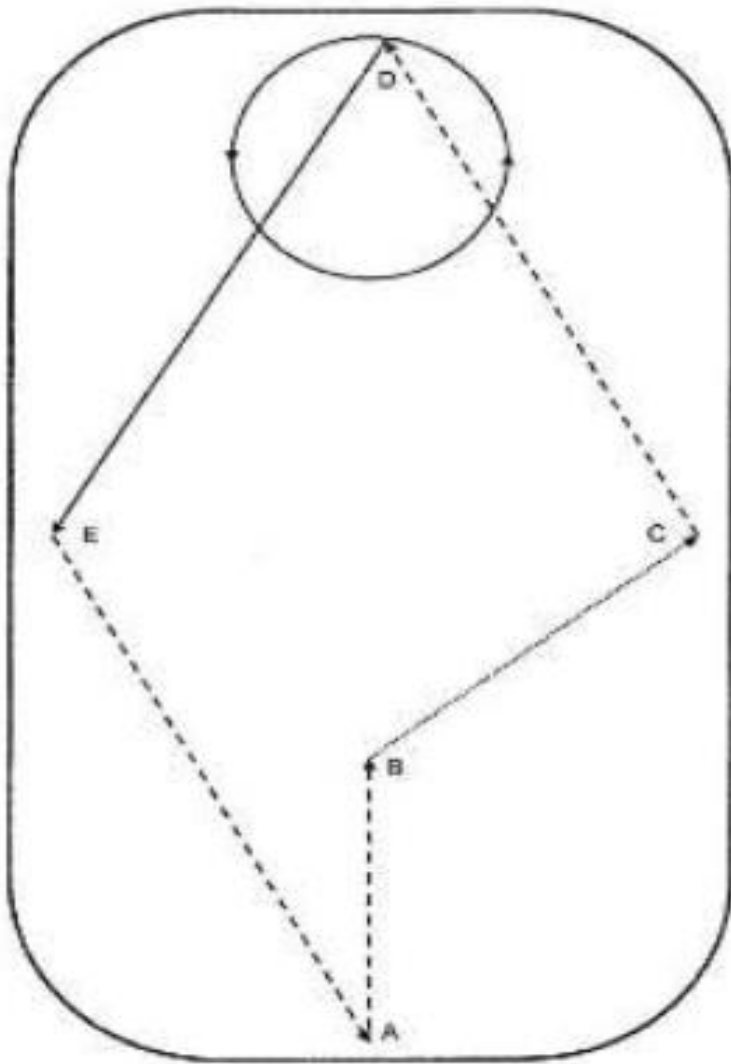
2020 MIHA Virtual Horse Show

Saddle Seat Pattern

Pre-Entry June 6-13, Video Entries Due June 9-16

Be sure to read rules & video instructions found on the MIHA facebook page.

Failure to follow instructions may result in a no score.



Good Luck!

| # | Movement | Points |
|--------------|---|-----------|
| 1 | Beginning at A, sit trot or second gait a straight line down the center line 1/3 the length of the ring. Halt (B). | 10 |
| 2 | Pivot to your right and walk to the midpoint of the rail to the right (C). Halt. | 10 |
| 3 | Pivot to your left and trot or second gait a diagonal line to the midpoint of the turn (D). Halt. | 10 |
| 4 | Pivot to your left and canter a circle to the left on the left lead. Halt. | 10 |
| 5 | Pivot to your left and canter a diagonal line on the right lead to the midpoint of the rail (E). Halt. | 10 |
| 6 | Pivot to your left and trot or second gait on a diagonal line to the starting point (A). Halt. | 10 |
| 7 | Rider's position. | 10 |
| 8 | Riders effective use of aids. | 10 |
| 9 | Overall impression (Exhibitor presentation, accuracy of figures, suitability of horse/rider combination, ringmanship, etc.) | 10 |
| Total | | 90 |

Ring Set Up

No cones should be set up in the arena. The letters are merely a reference point for the pattern instructions. Depending on the size of the arena riders are not required to use the entire arena and videographer may be located in the arena.

Videographer Position to be at least 10 feet from reference point D.



2020 MIHA Virtual Horse Show

English Equitation Walk/Trot

(Only Walk Trot Riders, NO WTC Riders)

Pre-Entry June 6-13, Video Entries Due June 9-16

Be sure to read rules & video instructions found
on the MIHA facebook page.

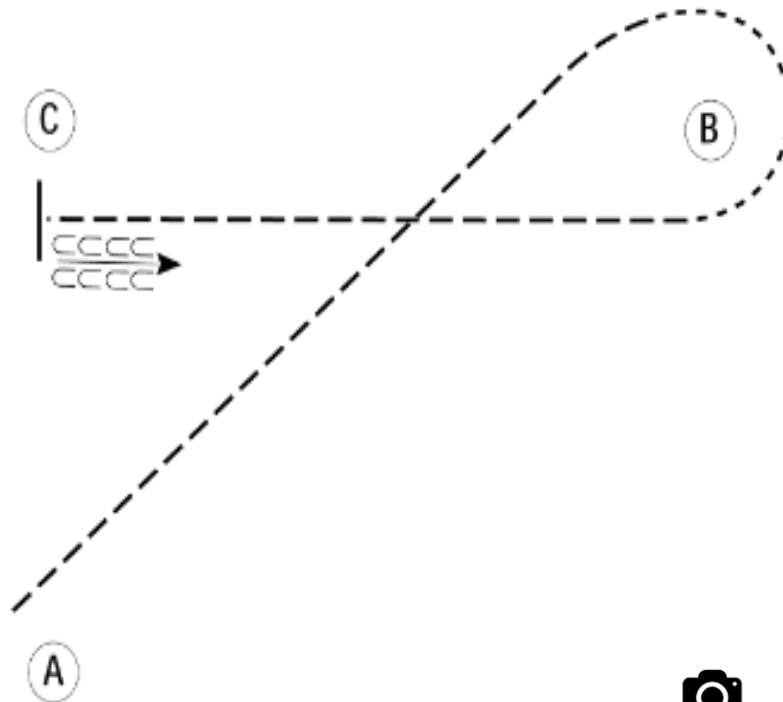
Failure to follow instructions may result in a no score.

Ring Set Up

Distance from cone A to cone B 70 feet.

Distance from cone B to cone C 60 feet.

Videographer to be
in-line with both
cone A and B.



Be ready at A.

1. Posting trot on the left diagonal from A to B.
2. Walk around B.
3. Posting trot on the right diagonal to C.
4. Stop at C. Back approximately one horse length.

Good Luck!

Videograph



| | |
|---------------|--------|
| Walk | ----- |
| Trot | ----- |
| Extended Trot | ----- |
| Canter | ----- |
| Leg Yield | |
| Lead Change | ↘ |
| Back | ← CCCC |
| Marker | (B) |

2020 MIHA Virtual Horse Show

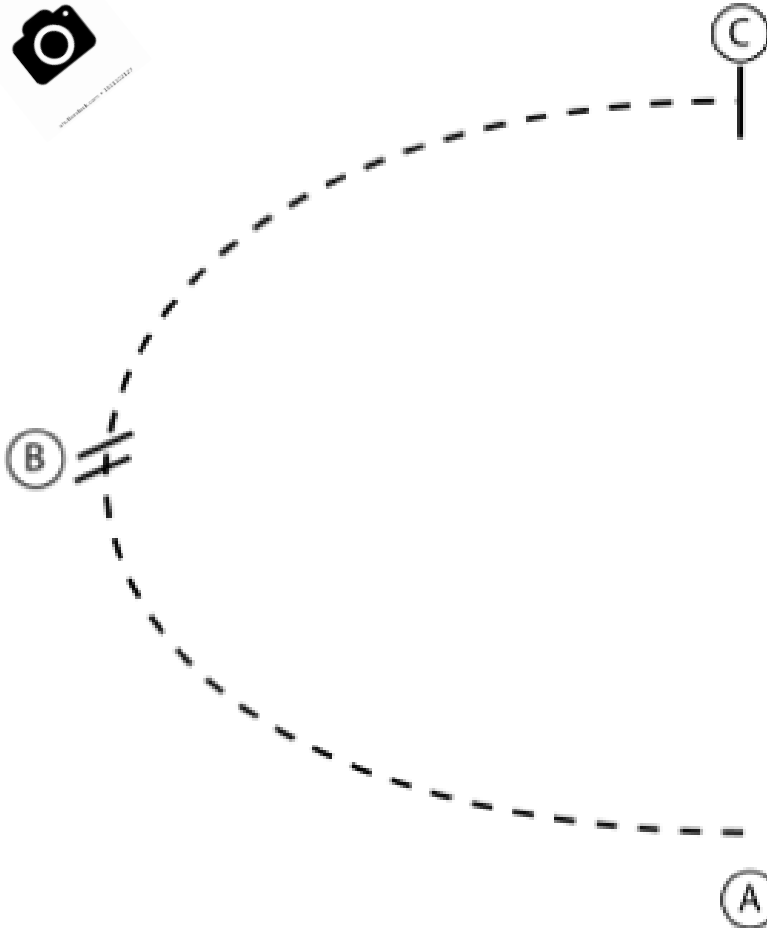
English Equitation Bareback

****Only W/T/C members may enter this class****

Pre-Entry June 6-13, Video Entries Due June 9-16

**Be sure to read rules & video instructions found
on the MIHA facebook page.**

Failure to follow instructions may result in a no score.



Ring Set Up

Distance between
Cone A and Cone C is
80 feet.

Distance between the
centerline of cones A
and C is 40 feet.

Videographer Position

Should be even with
both cone B and C.

1. Posting trot A to B on the right diagonal
2. At B change diagonals and continue to C
3. Stop at C

Good Luck!

Videographer



- Walk (dotted line)
- Trot - - - - - (dashed line)
- Extended Trot - - - - - (long dashed line)
- Canter ——— (solid line)
- Leg Yield ||||| (vertical bars)
- Lead Change / (diagonal slash)
- Back ← (line with arrows pointing left)
- Marker (B) (circle with B)

2020 MIHA Virtual Horse Show

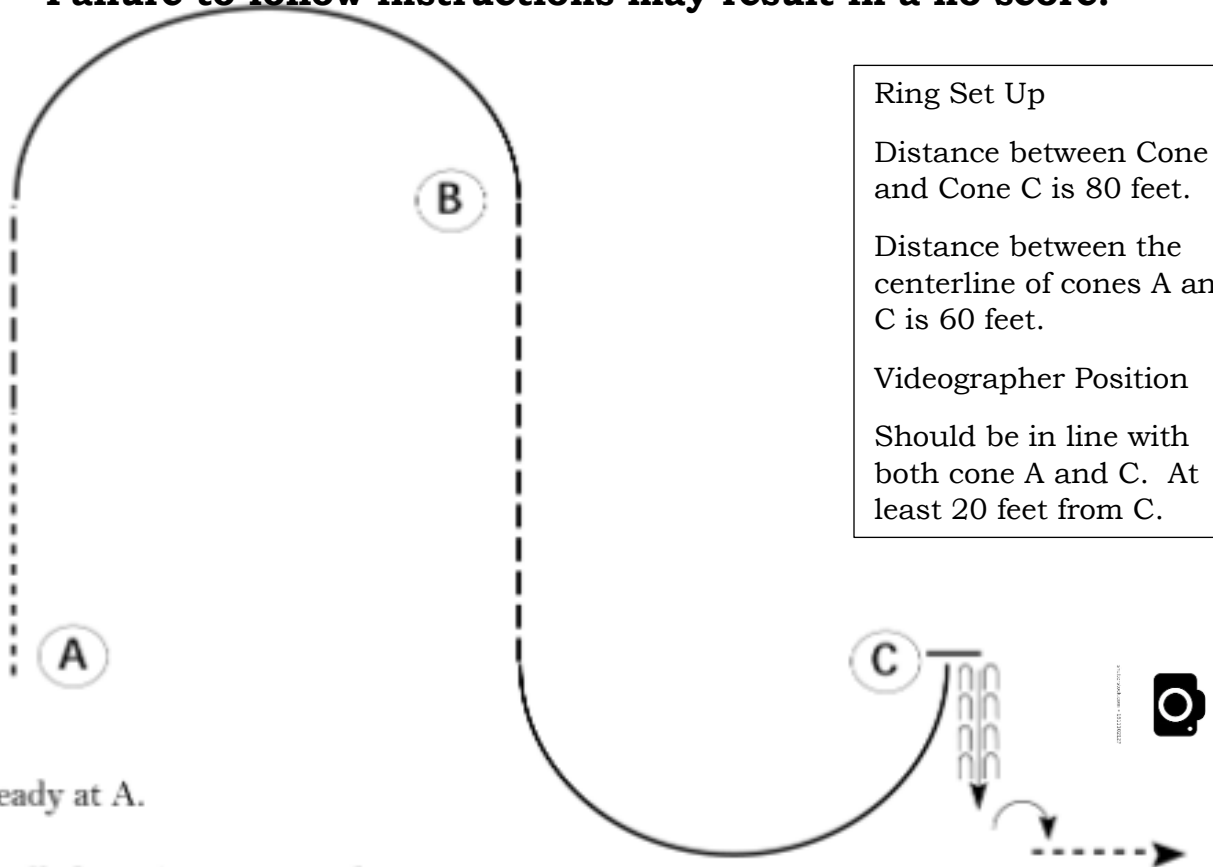
Western Horsemanship

(W/T riders not Eligible for this Class)

Pre-Entry June 6-13, Video Entries Due June 9-16

Be sure to read rules & video instructions found
on the MIHA facebook page.

Failure to follow instructions may result in a no score.



Ring Set Up

Distance between Cone A and Cone C is 80 feet.

Distance between the centerline of cones A and C is 60 feet.

Videographer Position

Should be in line with both cone A and C. At least 20 feet from C.

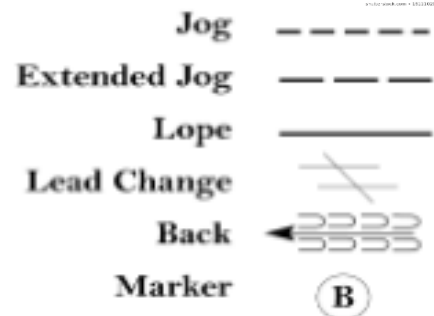
Be ready at A.

1. Walk from A to center of pattern.
2. Jog until even with B.
3. Lope a half circle on the right lead to B.
4. Jog from B until even with C.
5. Lope a half circle on the left lead to C.
6. Stop at C and back approximately one horse length.
7. Perform a 1/4 turn right and walk off.

Follow the directions of your ring steward.

Good Luck!

Videographer



2020 MIHA Virtual Horse Show Cloverleaf Race

(Walk Trot Eligible but cannot canter)

Pre-Entry June 6-13, Video Entries Due June 9-16

Be sure to read video and timing instructions found on the MIHA facebook site. Rules for timed events can be found in the MIHA Rule Book at www.miha.org. This pattern has been modified to fit safely in a standard 80 120 riding arena. For consistency in timing and fairness for all, please make sure your pattern size is exactly as stated. Helmets are required for this event. All barrels should be a minimum of 15 feet from the fence for safety reasons. Infractions of the rules will result and a “no time”.

