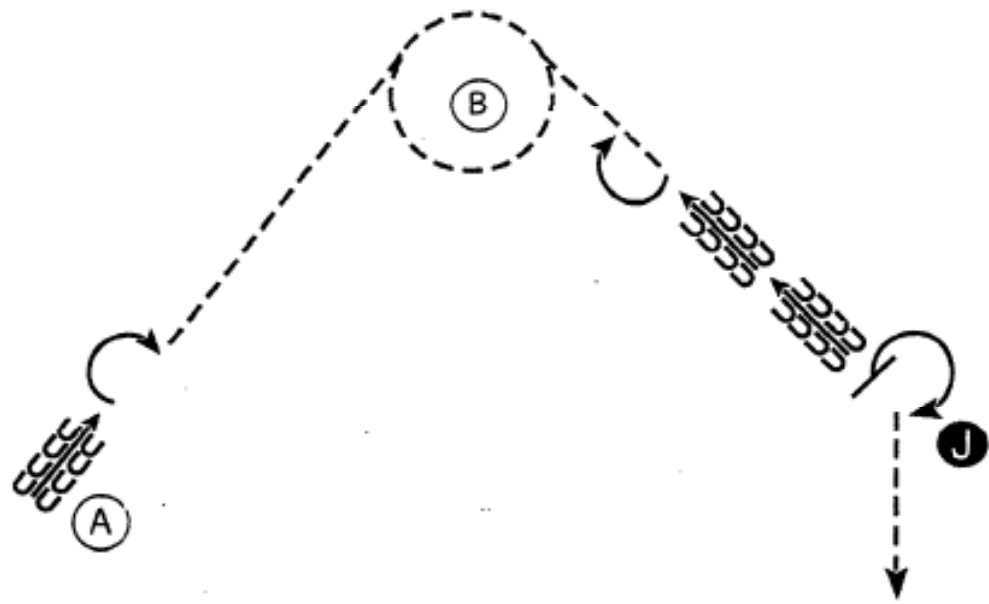




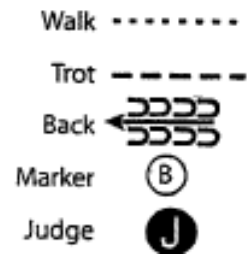
**MIHA**  
**State Finals**  
**Pattern Book**  
**2010**

# MIHA State Show

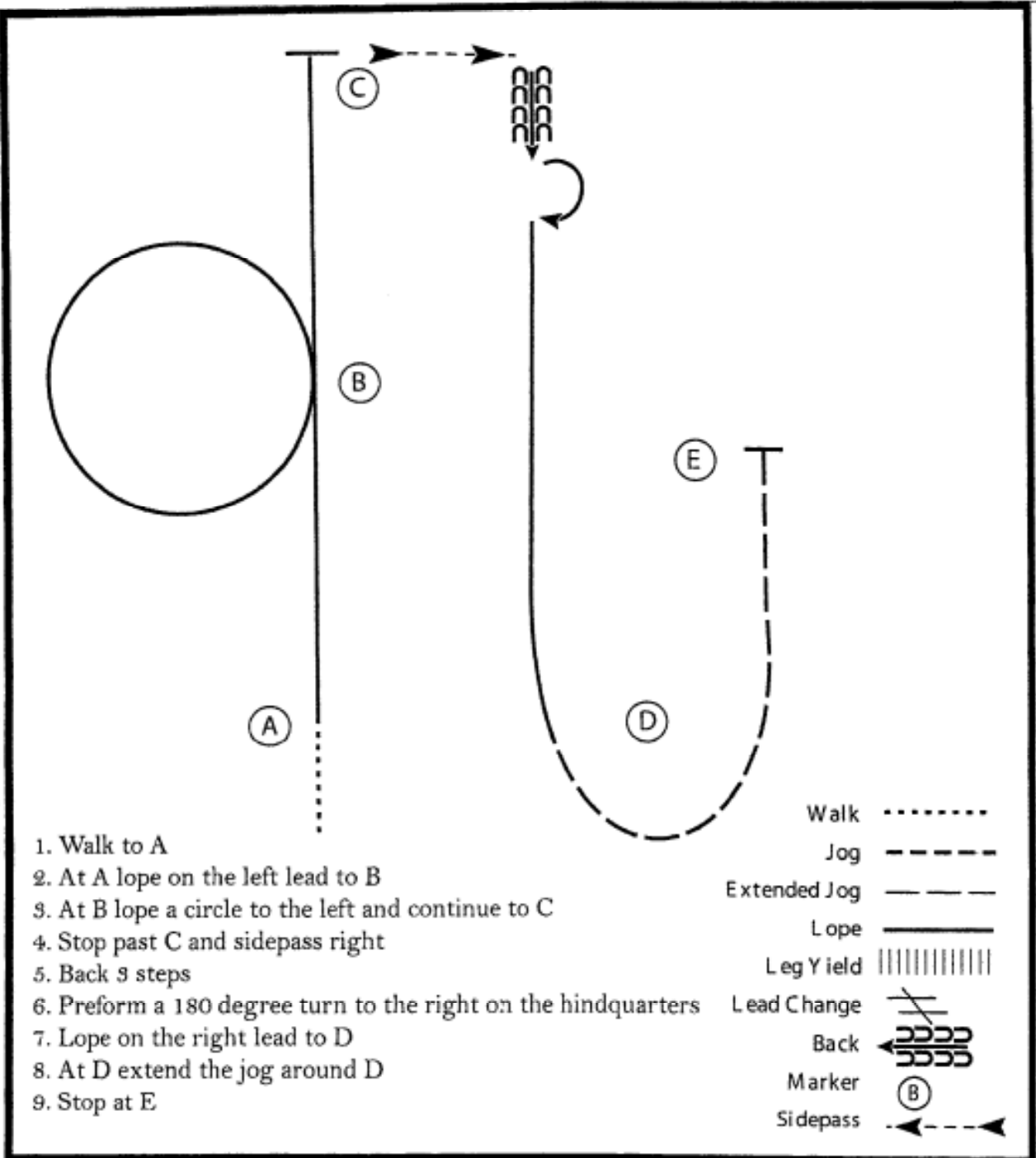
## Western Showmanship



1. Begin at A. Back four steps and perform a 180 degree turn.
2. Trot to B.
3. Trot a circle around B.
4. Trot half way to the Judge.
5. Stop and perform a 180 degree turn. Back to the Judge.
6. Stop and set up for inspection.
7. When dismissed perform a 270 degree turn and trot straight away from the Judge.



# MIHA State Snow Western Horsemanship



[WH/3-26]

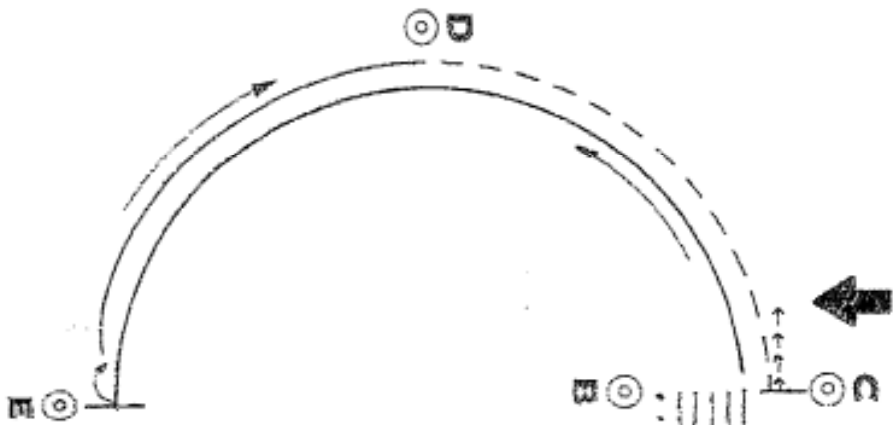
Pattern Provided by:

**MIHA**

# MIHA State Show

## Western Bareback

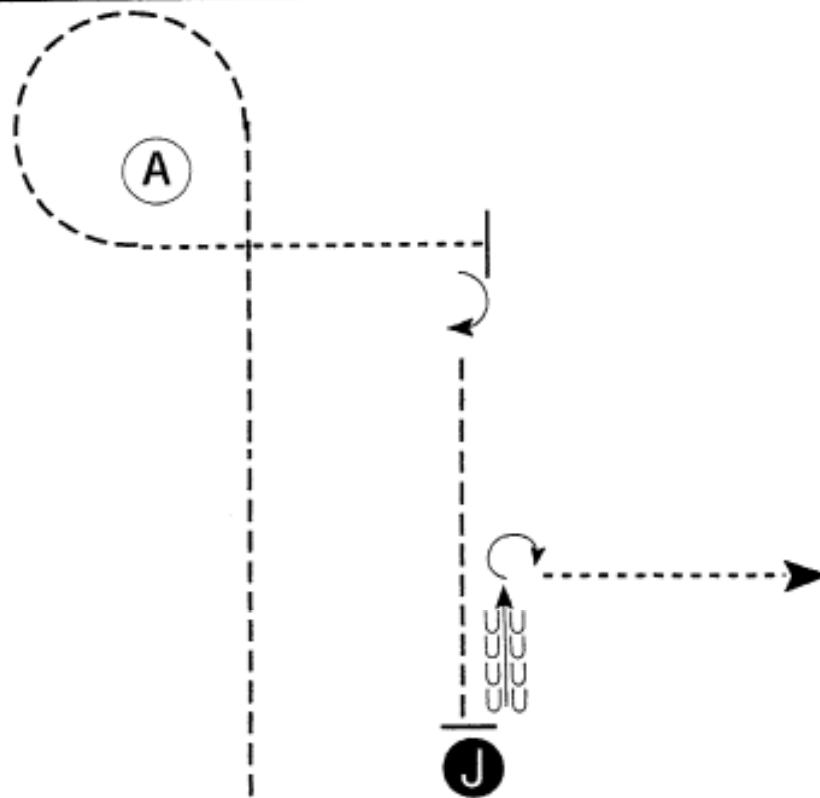
PATTERN 29



- A Walk
  - B Sidepass to cone C
  - C Lope left lead
  - E Stop
  - D Jog
  - C Stop
  - Back 4 steps
- 180-degree turn on the hindquarters to the right  
Lope right lead

# MIHA State Show

## Hunt Seat Showmanship



Be ready even with judge.

1. Trot to and around A.
2. Walk from A until even with judge.
3. Stop and perform a 90 degree turn.
4. Trot to judge.
5. Stop and set up for inspection.
6. When dismissed, back approximately 2 horse lengths.
7. Perform a 270 degree turn.
8. Walk straight away from judge.

Walk	-----
Trot	- - - - -
Back	← 3333
Marker	Ⓟ
Judge	●

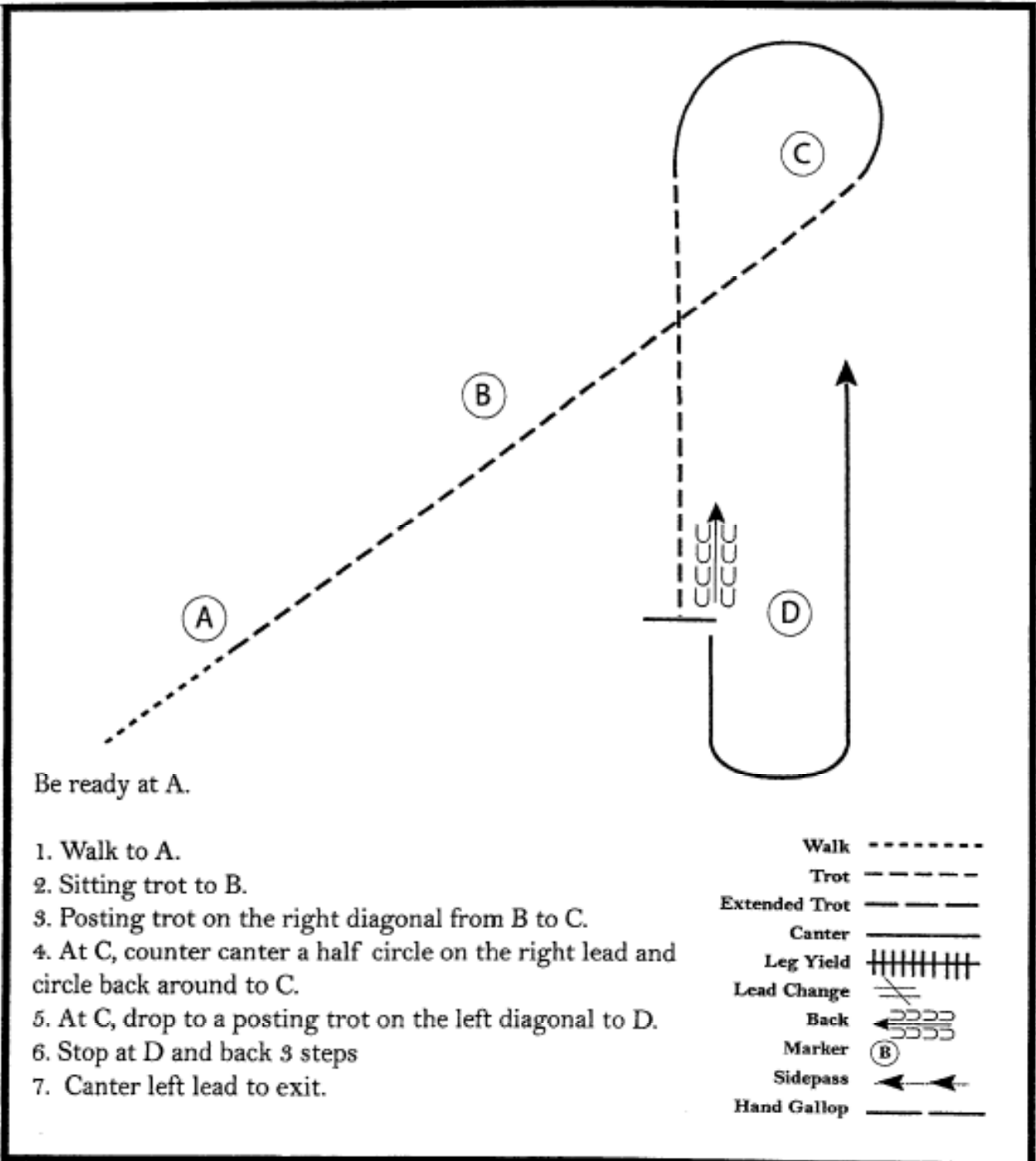
Follow the instructions of your ring steward.

**Pattern Provided by:**

[S/2-76]

# MIHA State Show

## Hunt Seat Equitation

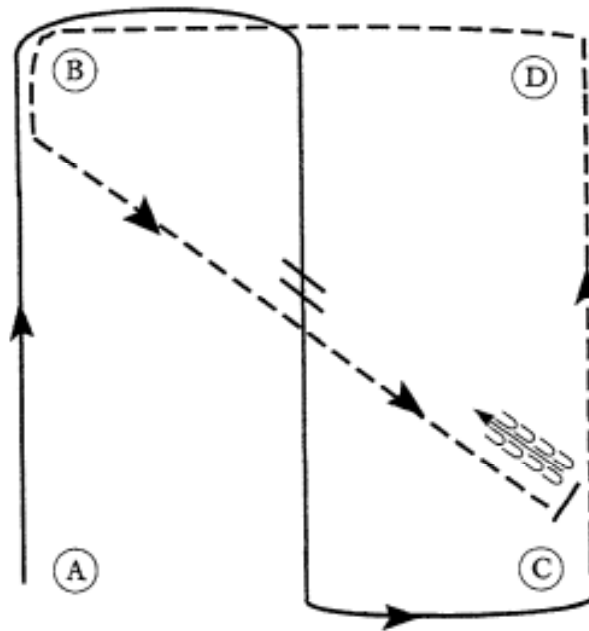


Pattern Provided by:

[HSE/3-1]

# MIHA State Show

## Hunt Seat Bareback



Be ready at A.

1. Canter on the right lead to and around B.
2. Halfway between B and C, change leads.
3. Canter on left lead to and around C.
4. Posting trot on the left diagonal from C to D.
5. At D, change diagonals and continue to trot to B.
6. At B, sitting trot to C.
7. Stop and back one horse length at C.

Walk	-----
Trot	- - - - -
Extended Trot	— — — — —
Canter	—————
Leg Yield	
Lead Change	//
Back	←←←←←
Marker	Ⓚ
Sidepass	←←←←←
Hand Gallop	—————

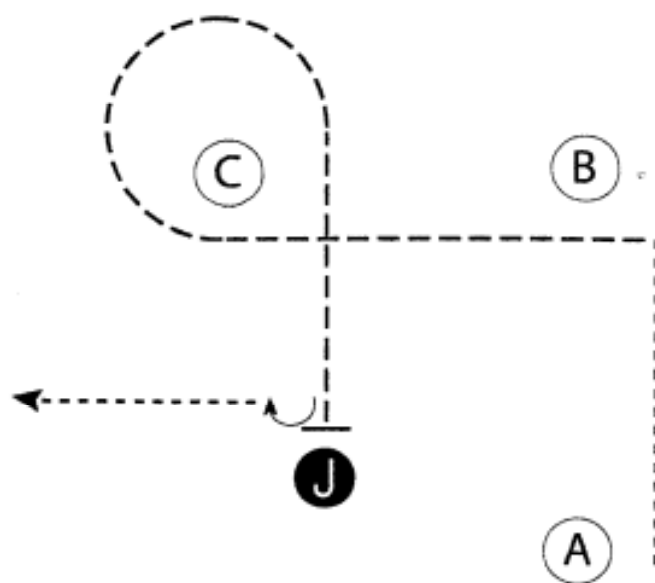
[HSE/2-25]

Pattern Provided by:

**MIHA**

# MIHA State Show

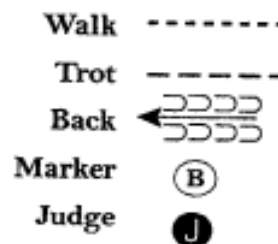
## Saddle Seat Showmanship



Be ready at A.

1. Walk from A to B.
2. Turn the corner just before B.
3. Trot to and around C as shown; trot to judge.
4. Stop and set up for inspection.
5. When dismissed, perform a 90 degree turn.
6. Walk straight away.

Follow the instructions of your ring steward.



Pattern Provided by:

**MIHA**

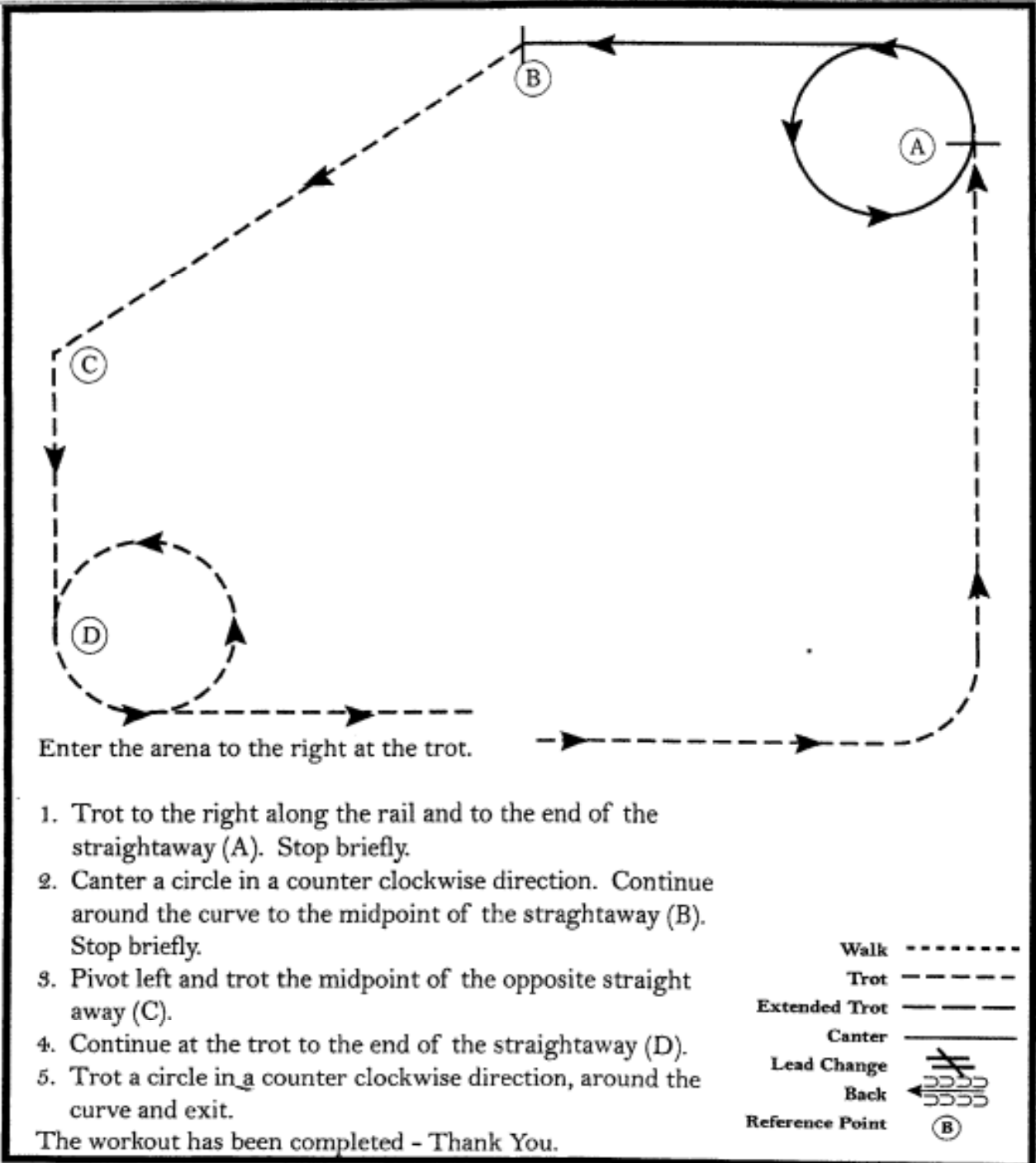
©2010 HorseShowPatterns.com. All Rights Reserved.

[S/1-54]



# MIHA State Show

## Saddle Seat Equitation

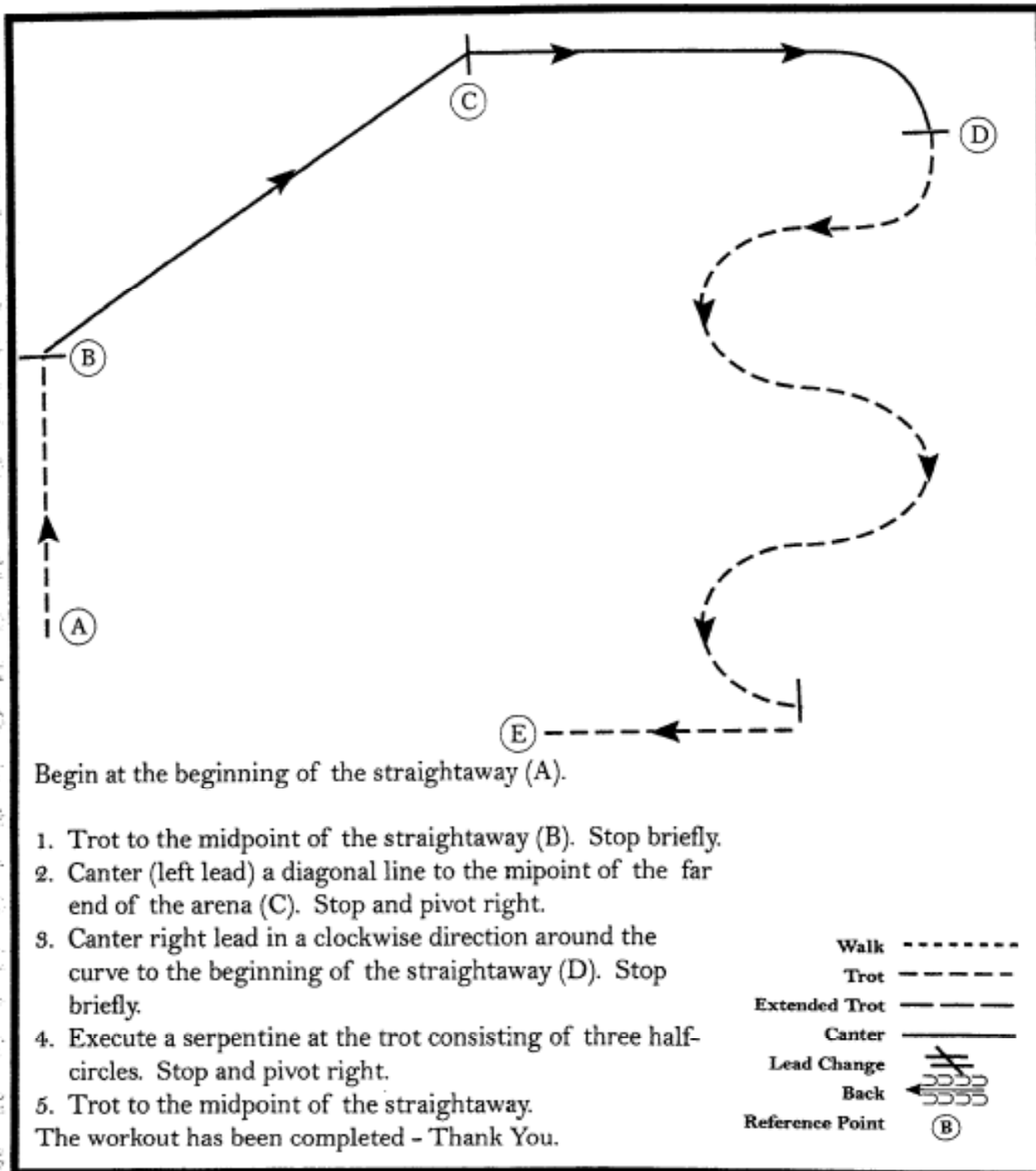


**Pattern Provided by:**

[SSE/5]

# MIHA State Show

## Saddle Seat Bareback



Pattern Provided by:

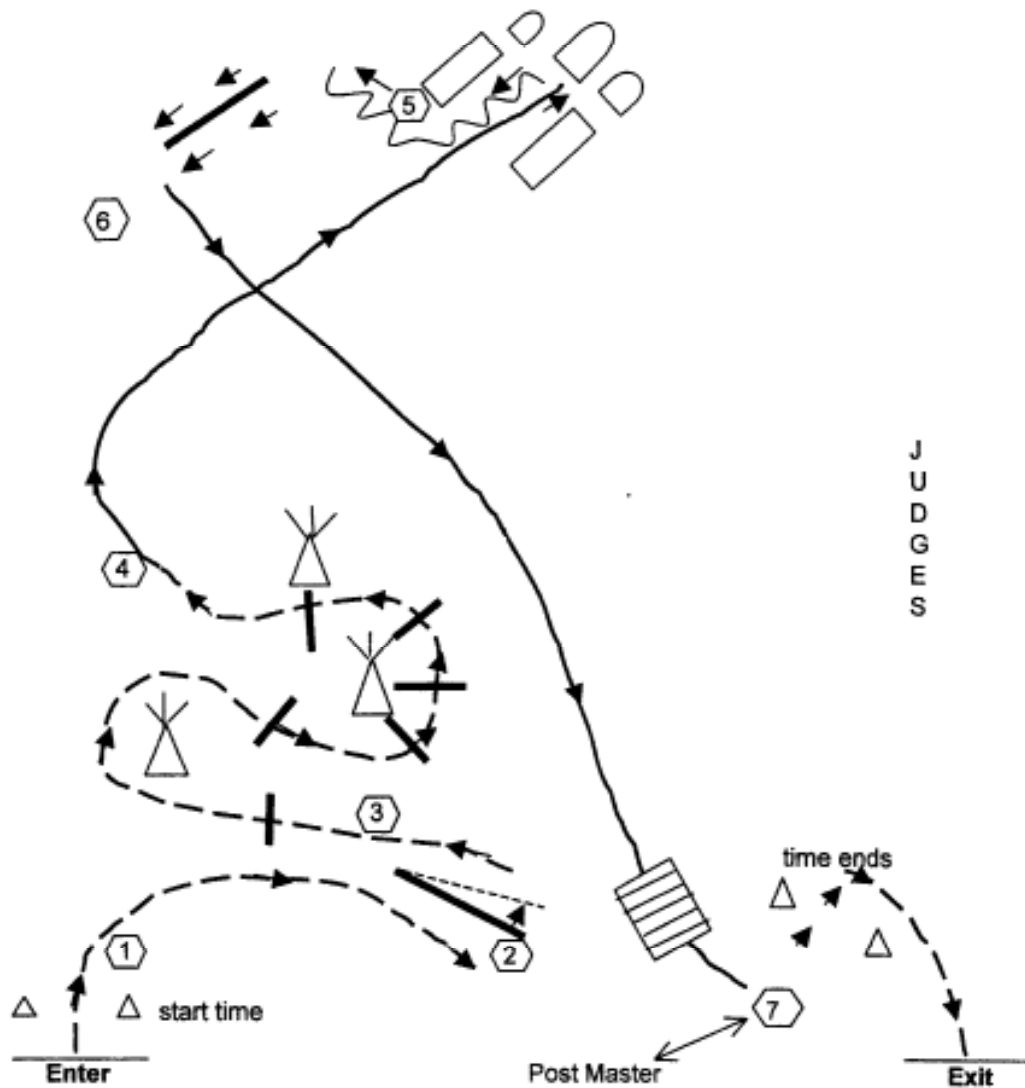
*MIHA*

[SSE/12]

# M.I.H.A. State Championship Trail Course 2010

## Pony Express Ghost Town Trail

*Celebrating 170 years of the US Mail system*



1. Jog/Trot to gate Pick up mail bag, place near pommel.
2. Perform a left hand push gate.
3. Jog/Trot thru Indian ghost village, as shown and over ground rails.
4. Lope/Canter right lead into "Tombstone" cemetery (chute)  
Back out of grave yard (chute) as shown.
5. Sidepass right, while straddling rail.
6. Lope with length of stride/Hand gallop left lead, (thru the prairie of spirits passed),walk over bridge, to postmaster. Hand the mail pouch to Postmaster. (note: Postmaster will walk onto course, after rider has entered cemetery).
7. Sidepass left away from Postmaster thru cones, where time will stop. Exit course at the jog/trot.