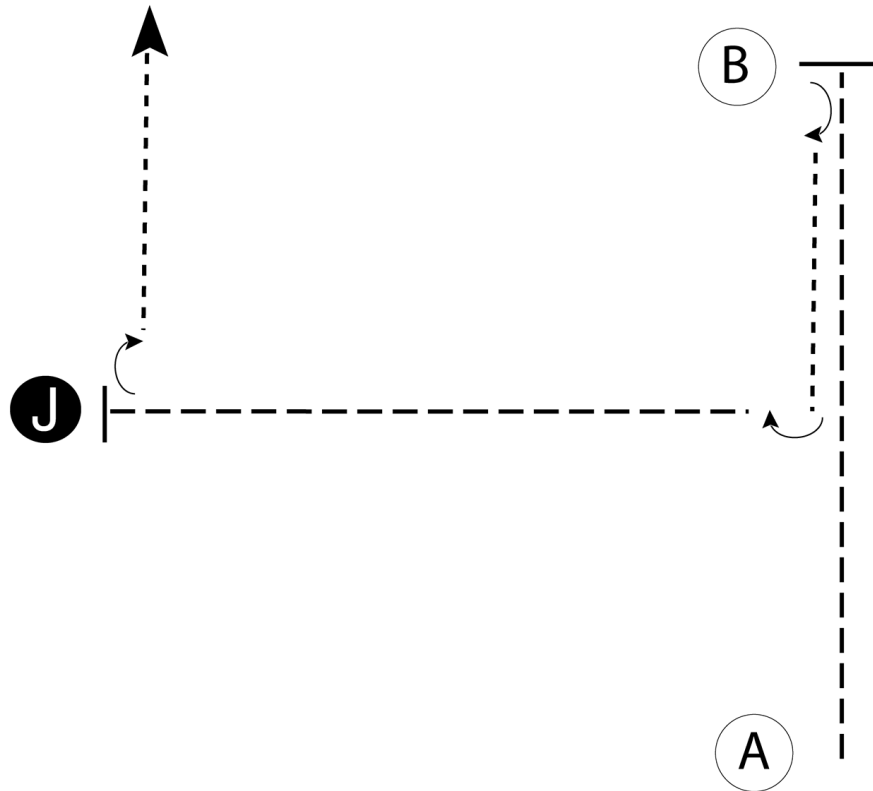


2022 MIHA SR Meet 1

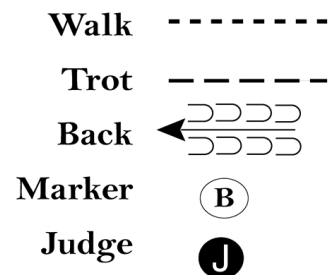
Western Showmanship

Show Date: Various



Be ready at A.

1. Trot to B.
2. Stop at B.
3. Perform a 180 degree turn.
4. Walk until even with judge. Perform a 90 degree turn.
5. Trot to judge.
6. Stop and set up for inspection.
7. When dismissed, perform a 90 degree turn.
8. Walk straight away from judge.



Follow the instructions of your ring steward.

[S/1-45]

Pattern Provided by:
Pattern Committee

w w w . H o r s e S h o w P a t t e r n s . c o m

w w w . H o r s e S h o w P a t t e r n s . c o m

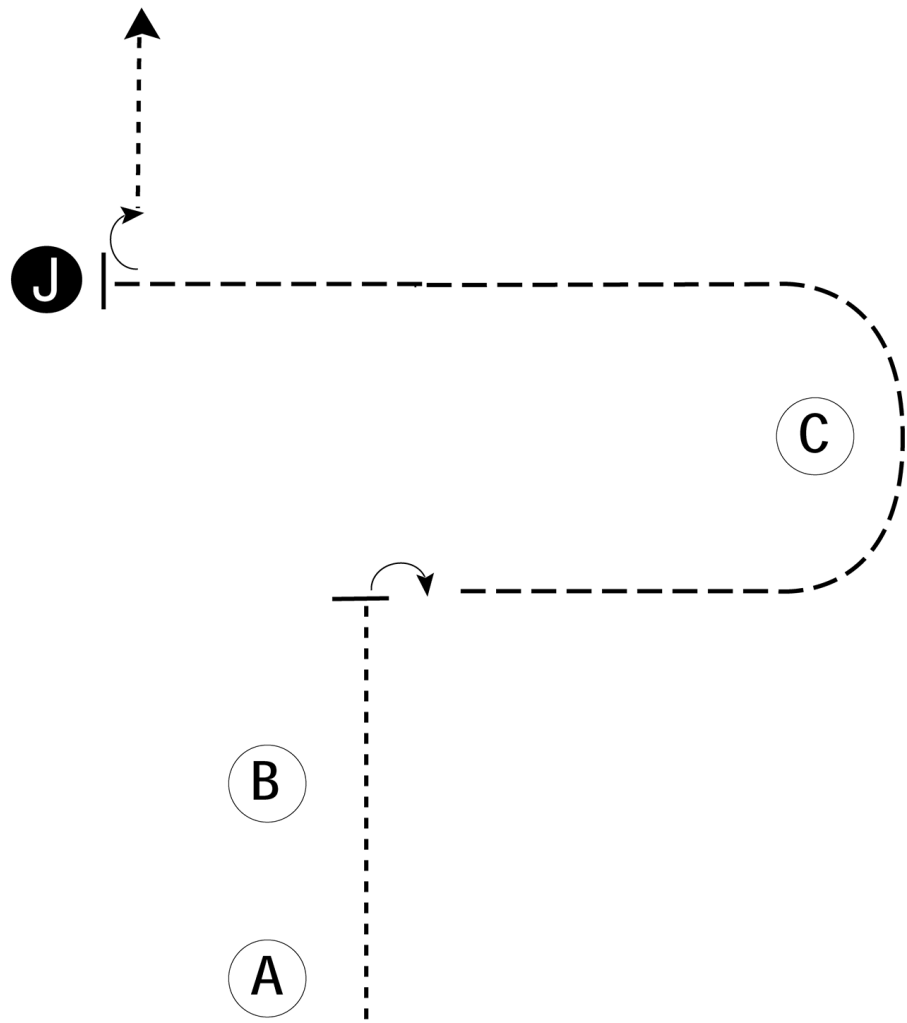
2022 MIHA SR Meet 1

Huntseat Showmanship

Show Date: Various

w w w . H o r s e S h o w P a t t e r n s . c o m

w w w . H o r s e S h o w P a t t e r n s . c o m



Be ready at A.

1. Walk approximately one horse length past B.
2. Stop and perform a 90 degree turn.
3. Trot around C and to judge.
4. Stop and set up for inspection.
5. When dismissed, perform a 90 degree turn.
6. Walk straight away from judge.

Follow the instructions of your ring steward.

Walk	-----
Trot	- - - - -
Back	← ⊞ ⊞ ⊞ ⊞
Marker	⊞ B
Judge	⊞ J

[S/1-48]

Pattern Provided by:
Pattern Committee

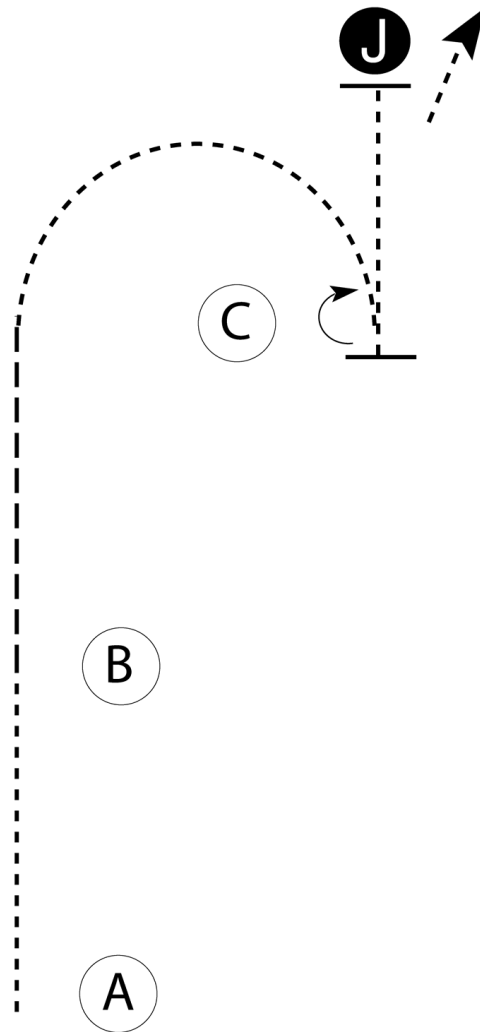
2022 MIHA SR Meet 1

Saddleseat Showmanhip

Show Date: Various

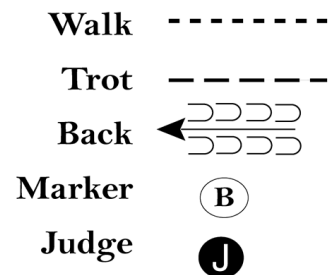
w w w . H o r s e S h o w P a t t e r n s . c o m

w w w . H o r s e S h o w P a t t e r n s . c o m



Be ready at A.

1. Walk A to B.
2. Trot from B until even with C.
3. Walk around C.
4. Stop when even with C.
5. Turn 180 degrees.
6. Walk to judge.
7. Stop and set up for inspection.
8. When excused, walk away from judge.



Follow the instructions of your ring steward.

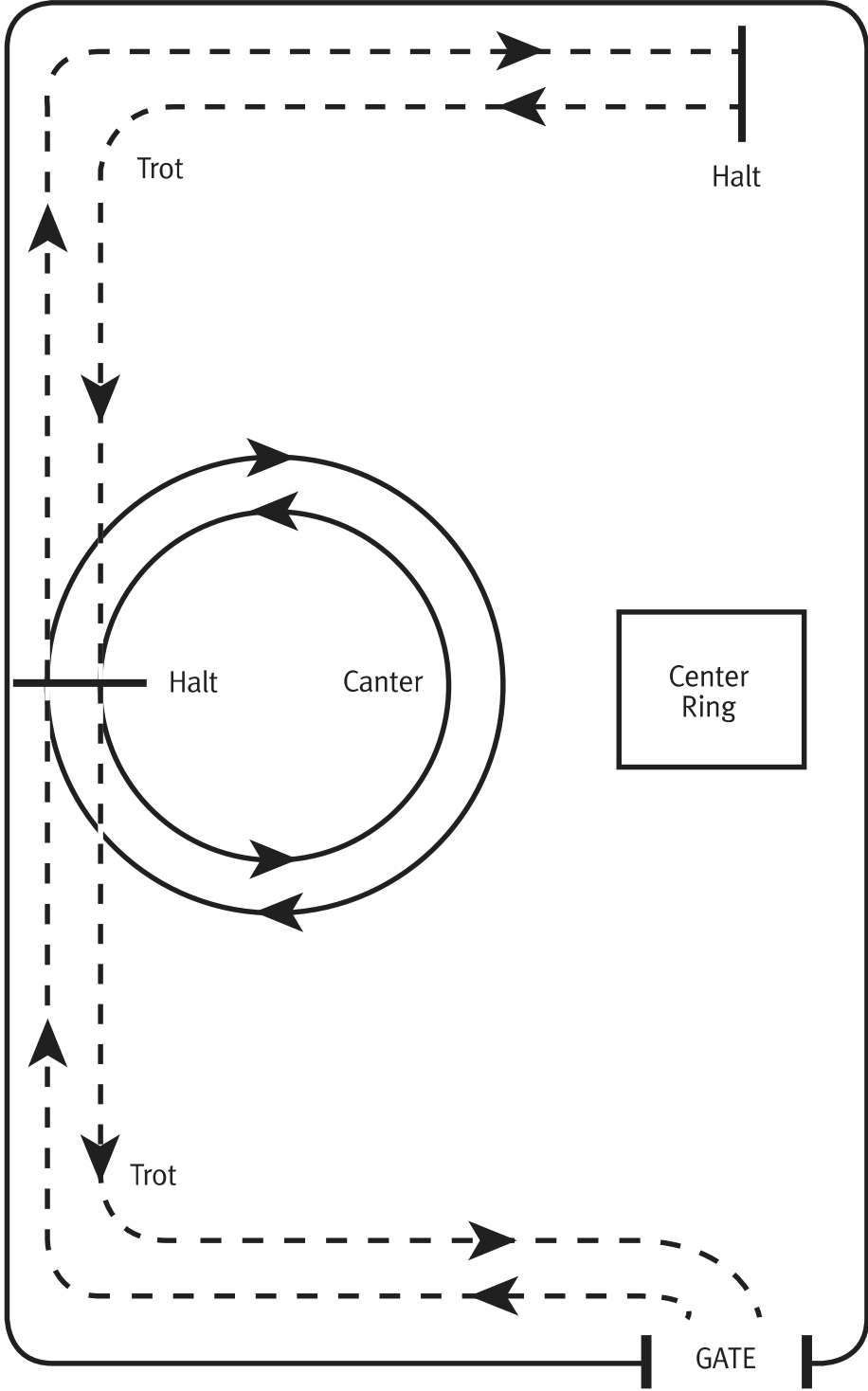
[S/1-40]

Pattern Provided by:
Pattern Committee

Saddle Seat

LEVEL 1 • PATTERN B • Tests 3,10

Equitation Meet 1



Enter the arena to the left at a trot on the correct diagonal. Continue to the center of the straightaway. Halt.

Canter one circle to the right on the correct lead. Halt.

Trot on correct diagonal to the far end of the arena. Halt.

Reverse direction.

Trot on the correct diagonal to the center of the straightaway. Halt.

Canter one circle to the left on the correct lead. Halt.

Exit at a trot on correct diagonal.

	Stop / Halt
	Canter
	Trot
	Walk
	Back
	Marker
	Lineup

This pattern may only be used for:

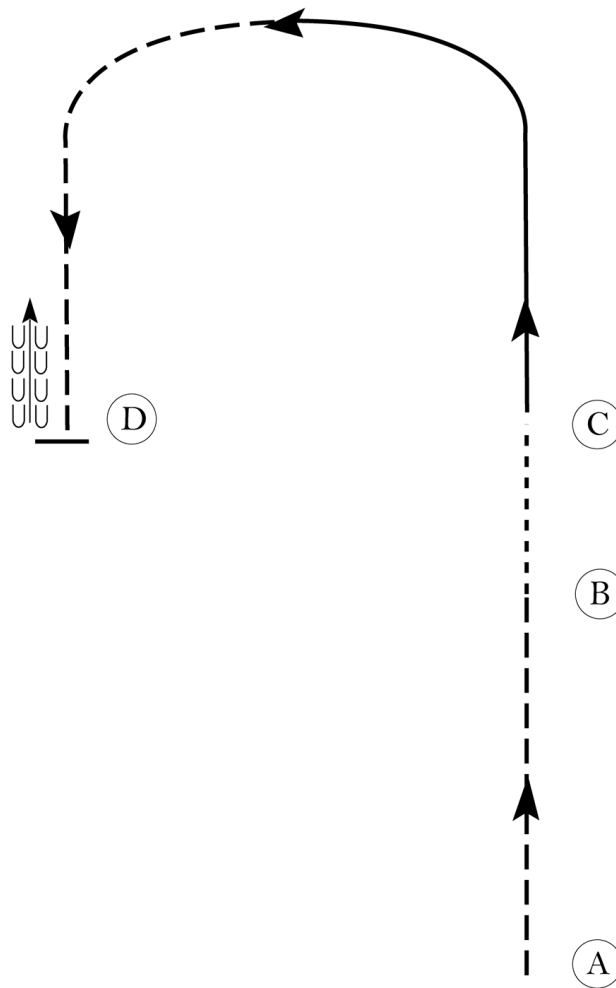
- 13 & Under
- 14 - 18
- 18 & Under
- 19 & Over

If used at a Regional or National Show, pattern may not be run from the lineup.

2022 MIHA SR Meet 1

Saddleseat Bareback

Show Date: Various



Be ready at A.

1. Posting trot on the left diagonal from A to B.
2. Walk from B to C.
3. Left lead canter at C.
4. When at the top of the arc, transition to a posting trot on the right diagonal to D.
5. Stop and back approximately one horse length at D.

Exit at a sitting trot.

Walk
Trot	-----
Extended Trot	-----
Canter	—————
Leg Yield	
Lead Change	—/—
Back	←←←←
Marker	(B)
Sidepass	←←←←
Hand Gallop	—————

[HSE/1-20]

Pattern Provided by:
Pattern Committee

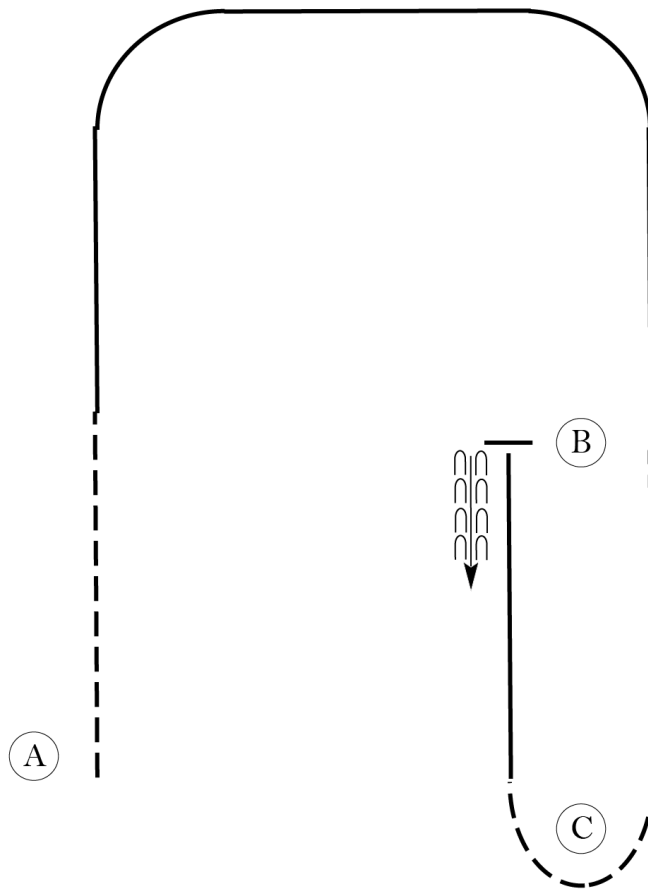
2022 MIHA SR Meet 1

Huntseat Equitation

Show Date: Various

w w w . H o r s e S h o w P a t t e r n s . c o m

w w w . H o r s e S h o w P a t t e r n s . c o m



Be ready at A.

1. Trot on the left diagonal.
2. Canter on the right lead to B.
3. Sitting trot to and around C.
4. Canter left lead to B.
5. Stop and back.

Walk	-----
Trot	- - - - -
Extended Trot	— — — — —
Canter	—————
Leg Yield	
Lead Change	— / —
Back	← ← ← ← ←
Marker	Ⓚ
Sidepass	← — — — — →
Hand Gallop	— — — — —

[HSE/1-107]

Pattern Provided by:
Pattern Committee

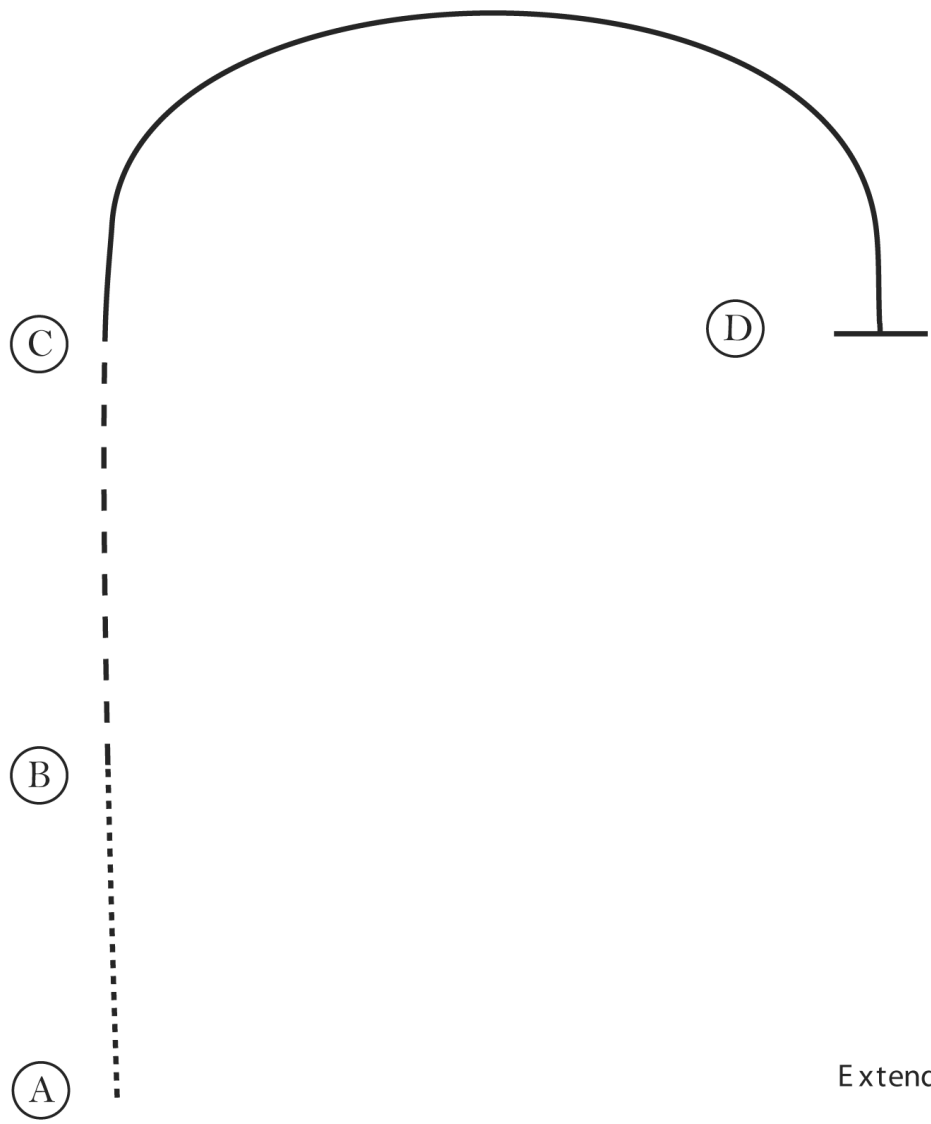
2022 MIHA SR Meet 1

Huntseat Bareback

Show Date: Various

w w w . H o r s e S h o w P a t t e r n s . c o m

w w w . H o r s e S h o w P a t t e r n s . c o m



1. Walk A to B
2. Posting trot B to C on the left diagonal
3. At C canter on the right lead around to D
4. Stop at D

- Walk (dotted line)
- Trot - - - - - (dashed line)
- Extended Trot - - - - - (long dashed line)
- Canter _____ (solid line)
- Leg Yield ||||| (vertical bars)
- Lead Change / (diagonal lines)
- Back ←←← (curved arrows)
- Marker (B) (circle with B)
- Sidepass - - - - - (dashed line with arrowheads)

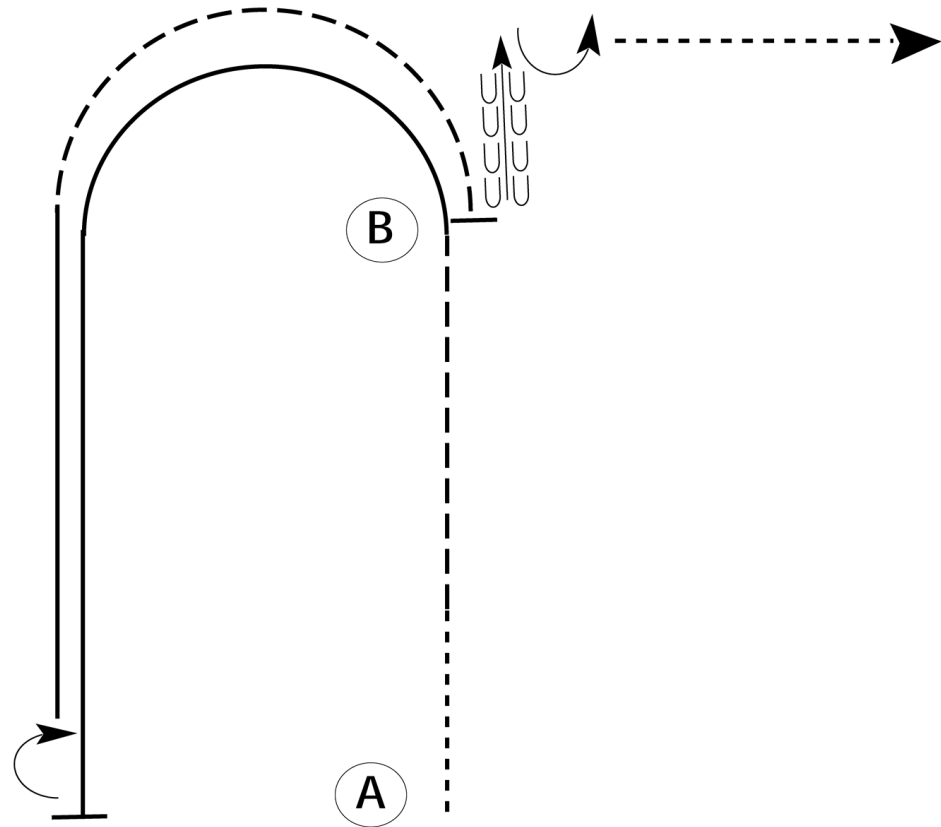
[HSE/1-12]

Pattern Provided by:
Pattern Committee

2022 MIHA SR Meet 1

Western Horsemanship

Show Date: Various



Be ready at A.

1. Walk approximately 2 horse lengths from A.
2. Jog to B.
3. Lope on the left lead in a half circle and then straight until even with A.
4. Stop and perform a 180 degree turn to the right.
5. Lope on the right lead until even with B.
6. Jog to B.
7. Stop at B and back approximately one horse length.
8. Perform a 90 degree turn to the left and walk straight away.

Follow the instructions of your ring steward.

Walk	-----
Jog	-----
Extended Jog	-----
Lope	-----
Lead Change	-----
Back	←-----
Marker	ⓑ

[WH/1-84]

Pattern Provided by:
Pattern Committee

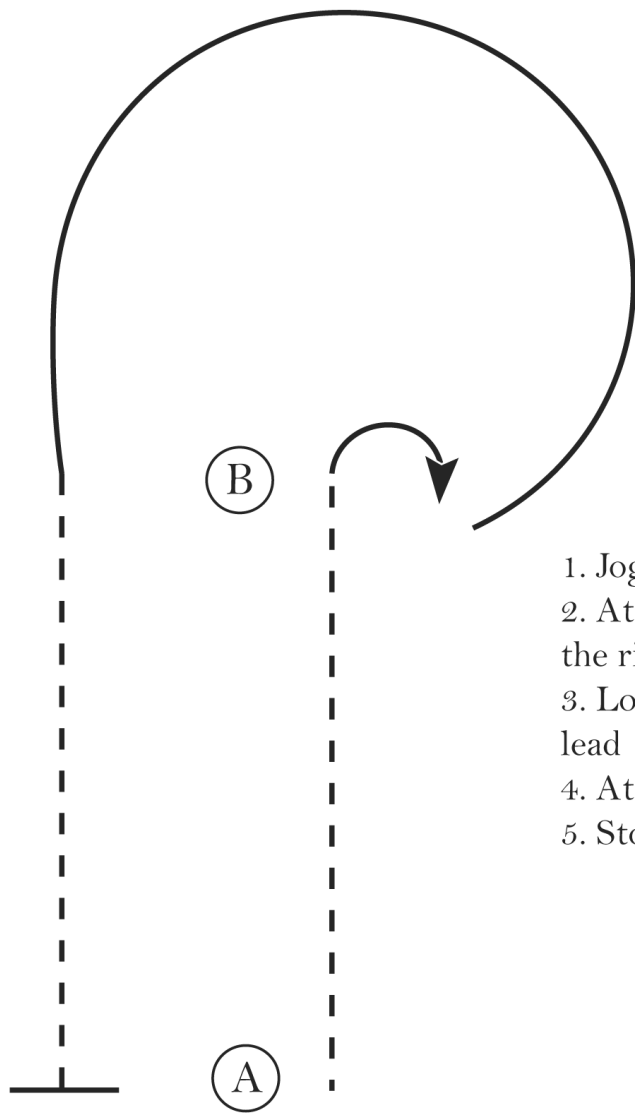
2022 MIHA SR Meet 1

Western Bareback

Show Date: Various

w w w . H o r s e S h o w P a t t e r n s . c o m

w w w . H o r s e S h o w P a t t e r n s . c o m



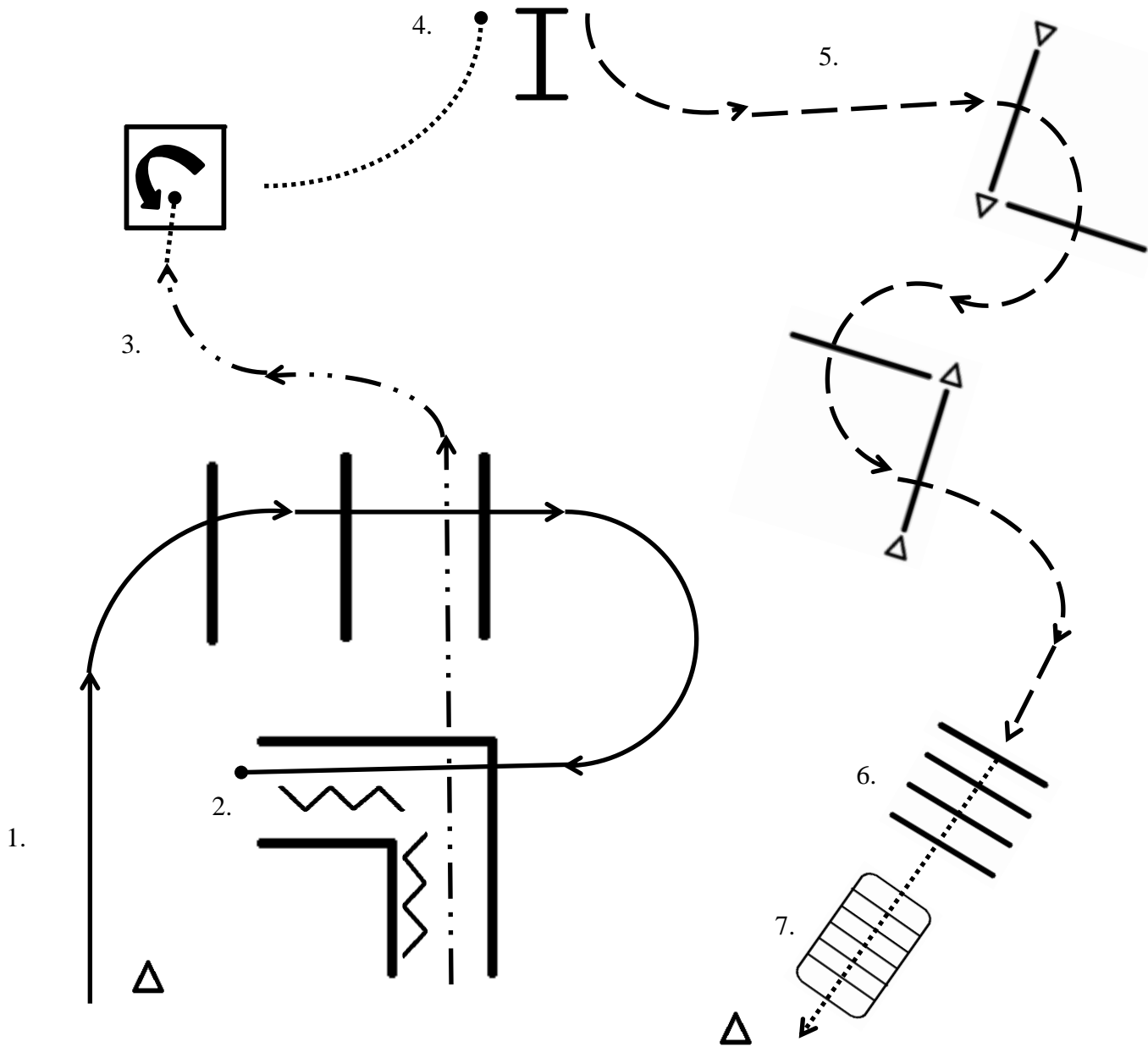
1. Jog A to B
2. At B perform a 90 degree turn to the right
3. Lope a circle around B on the left lead
4. At B jog to A
5. Stop at A.

Walk
Jog	-----
Extended Jog	-----
Lope	—————
Leg Yield	
Lead Change	↘
Back	←←←←← ←←←←←
Marker	Ⓚ
Sidepass	←←←←←

[WH/1-14]

Pattern Provided by:
Pattern Committee

MIHA 2022 Trail Pattern #1



Be Ready at Cone

1. Lope Right lead over Poles into Chute
2. Halt, Back L
3. Extended Trot out of Chute, Walk into Box, 270° Left
4. Walk to Gate, Work Gate with Right Hand, Stepping over pole in center of gate
5. Jog Poles
6. Walk Poles
7. Walk Over Bridge

<u>Legend</u>	
Walk
Trot	-----
Extended Trot	- . - . - .
Canter	—————

*Pattern is subject to changes depending on weather and footing conditions, including line of travel between obstacles!

Pattern By: Marlana Barkow