

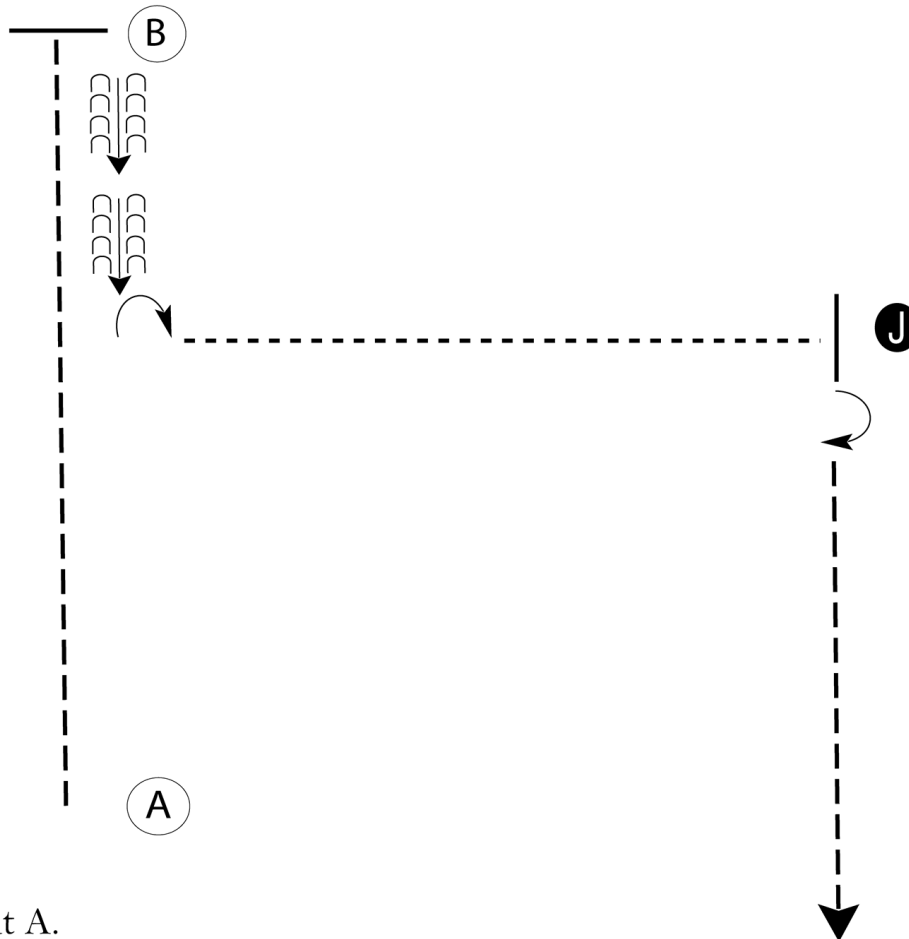
# 2022 MIHA SR Meet 2

## Western Showmanship

Show Date: Various

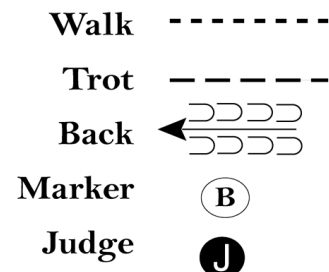
w w w . H o r s e S h o w P a t t e r n s . c o m

w w w . H o r s e S h o w P a t t e r n s . c o m



Be ready at A.

1. Trot to B and stop.
2. Back until even with judge.
3. Perform a 90 degree turn. Walk to judge.
4. Stop, set up, inspection.
5. When dismissed, perform a 90 degree turn.
6. Trot to the line up or follow the directions of the ring steward.



[S/1-29]

Pattern Provided by:  
*Pattern Committee*

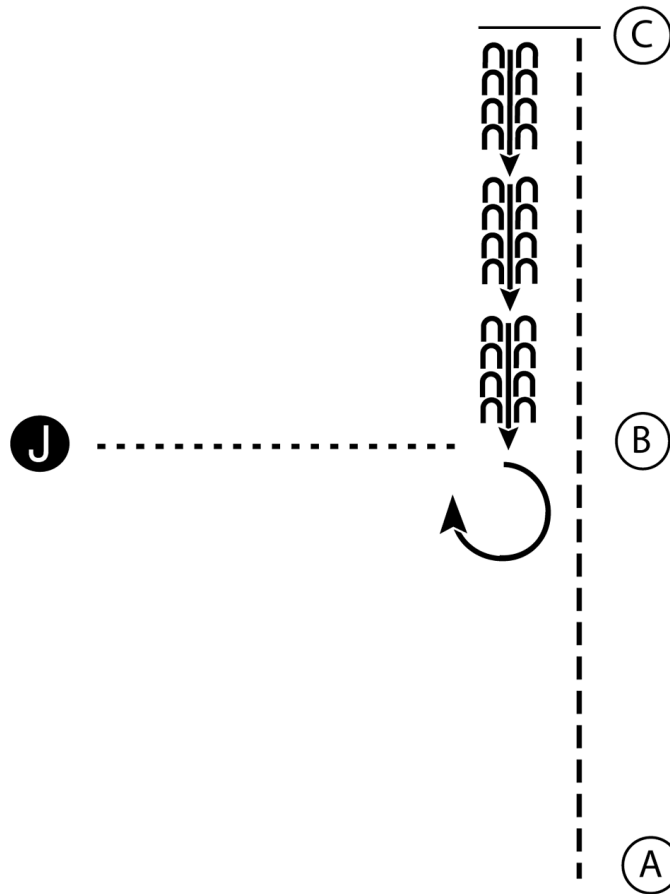
# 2022 MIHA SR Meet 2

## Huntseat Showmanship

Show Date: Various

w w w . H o r s e S h o w P a t t e r n s . c o m

w w w . H o r s e S h o w P a t t e r n s . c o m



1. Trot from A to C.
2. Stop at C.
3. Back to B.
4. Perform a 270 degree turn.
5. Walk to the judge and set up for inspection.
6. When dismissed walk to line-up.

- Walk .....  
Trot - - - - -  
Back ←  
Marker (B)  
Judge (J)

[S/1-3]

Pattern Provided by:  
*Pattern Committee*

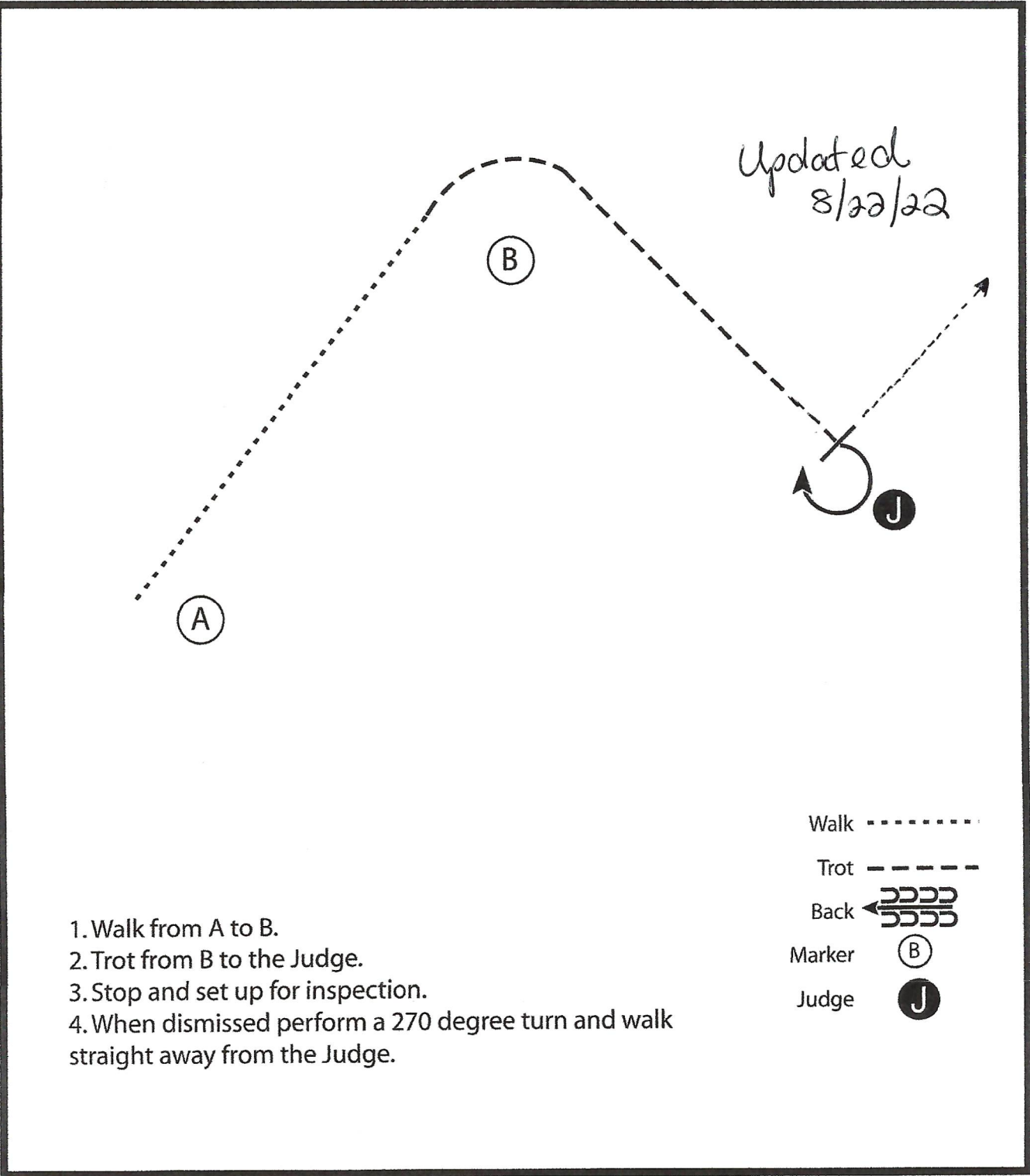
# 2022 MIHA SR Meet 2

## Saddleseat Showmanship

Show Date: Various

w w w . H o r s e S h o w P a t t e r n s . c o m

w w w . H o r s e S h o w P a t t e r n s . c o m



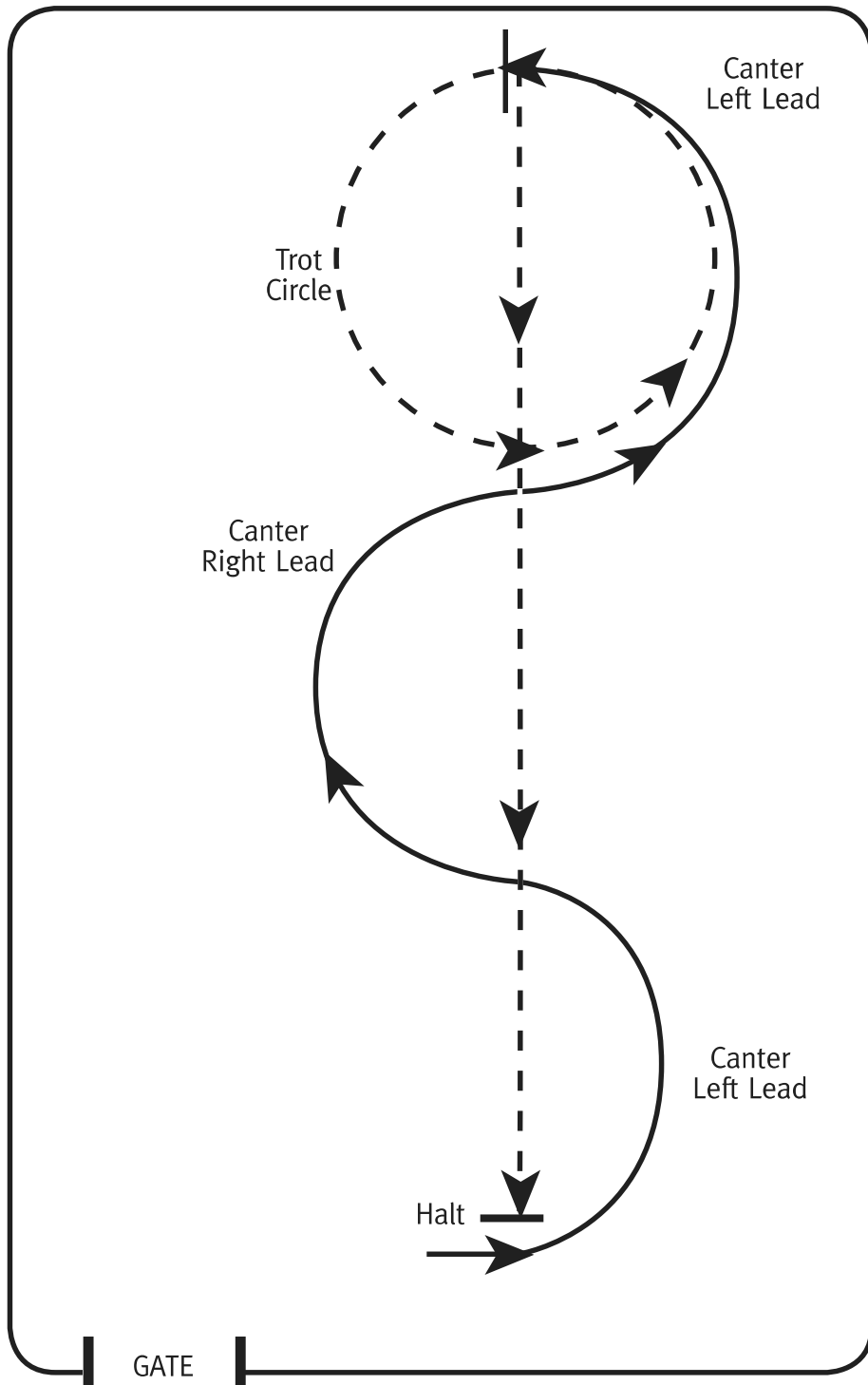
[S/1-12]

Pattern Provided by:  
*Pattern Committee*

# Saddle Seat

**LEVEL 2 • PATTERN H • Tests 2,6,11**

**Equitation Meet 2**



Execute three loop serpentine at canter.

Trot a circle on the correct diagonal.  
Halt.

Turn and trot a line down the center of the serpentine. Change diagonals every four strides. Start on the left diagonal.

Halt at end of arena and return to lineup or exit at a trot.

	Stop / Halt
	Canter
	Trot
	Walk
	Back
	Marker
	Lineup

*This pattern may only be used for:*

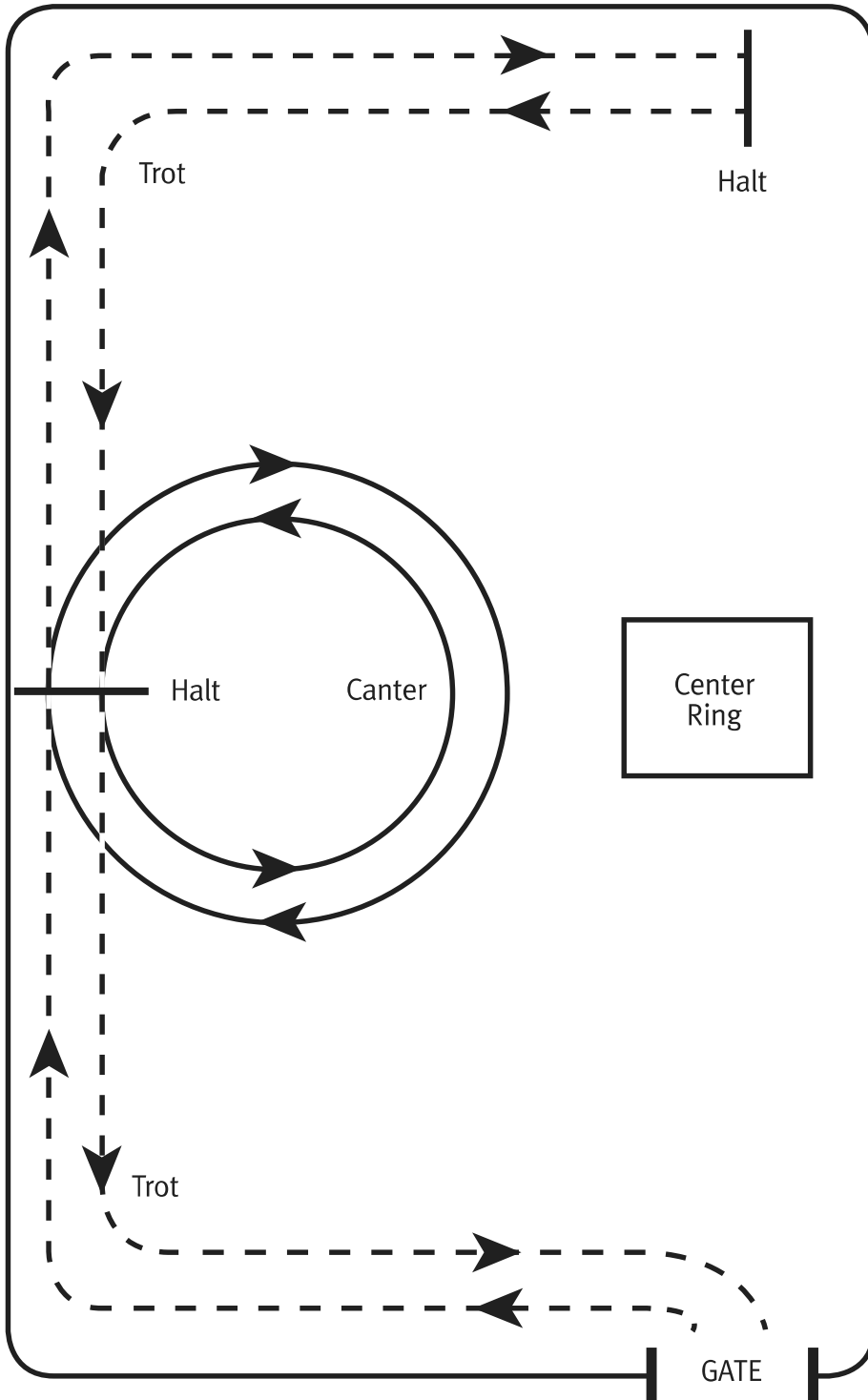
- 13 & Under
- 14 - 18
- 18 & Under
- 19 & Over

*If used at a Regional or National Show, pattern may not be run from the lineup.*

# Saddle Seat

## LEVEL 1 • PATTERN B • Tests 3,10

### Bareback Meet 2



Enter the arena to the left at a trot on the correct diagonal. Continue to the center of the straightaway. Halt.

Canter one circle to the right on the correct lead. Halt.

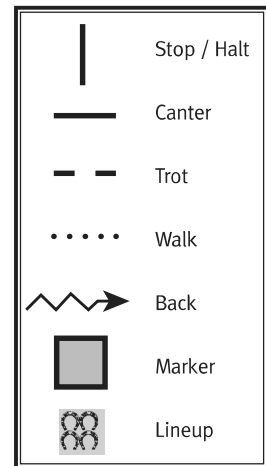
Trot on correct diagonal to the far end of the arena. Halt.

Reverse direction.

Trot on the correct diagonal to the center of the straightaway. Halt.

Canter one circle to the left on the correct lead. Halt.

Exit at a trot on correct diagonal.



*This pattern may only be used for:*

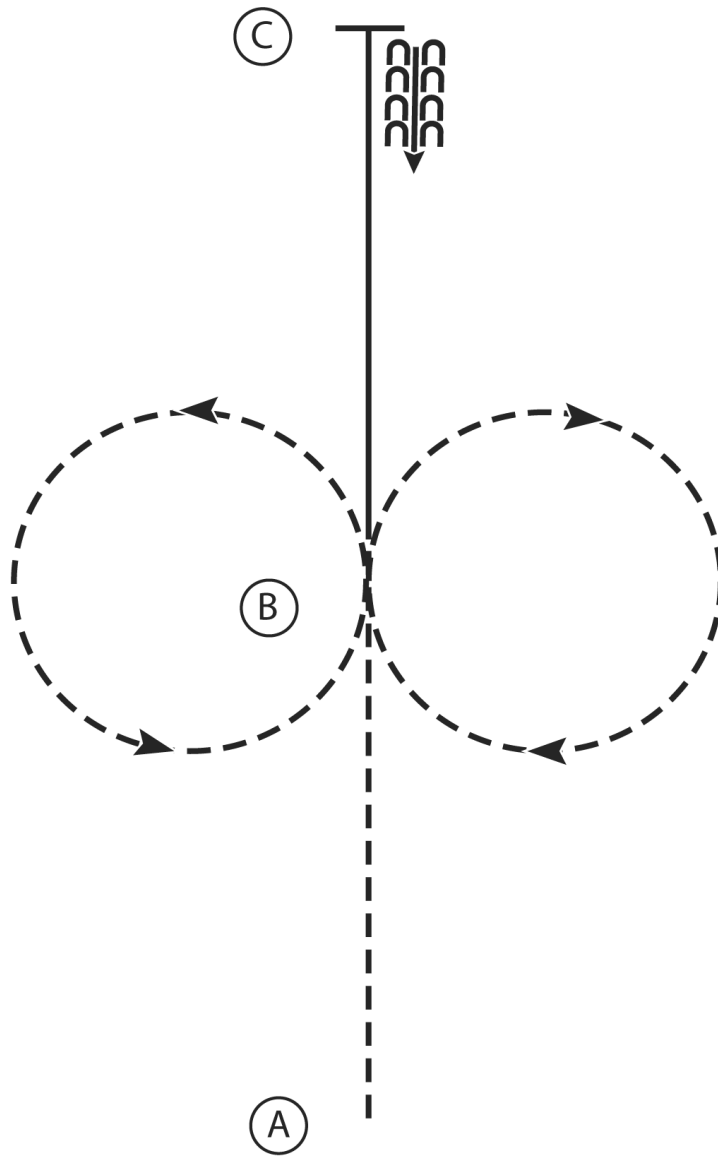
- 13 & Under
- 14 - 18
- 18 & Under
- 19 & Over

*If used at a Regional or National Show, pattern may not be run from the lineup.*

# 2022 MIHA SR Meet 2

## Huntseat Equitation

Show Date: Various



1. Sitting trot A to B
2. At B posting trot circle to the right
3. At B posting trot circle to the left
4. At B canter on the left lead to C
5. At C stop and back 4 steps

Walk	.....
Trot	- - - - -
Extended Trot	- - - - -
Canter	—————
Leg Yield	
Lead Change	↘
Back	←←←←← ←←←←←
Marker	⊙
Sidepass	←- - - - -

[HSE/1-6]

Pattern Provided by:  
*Pattern Committee*

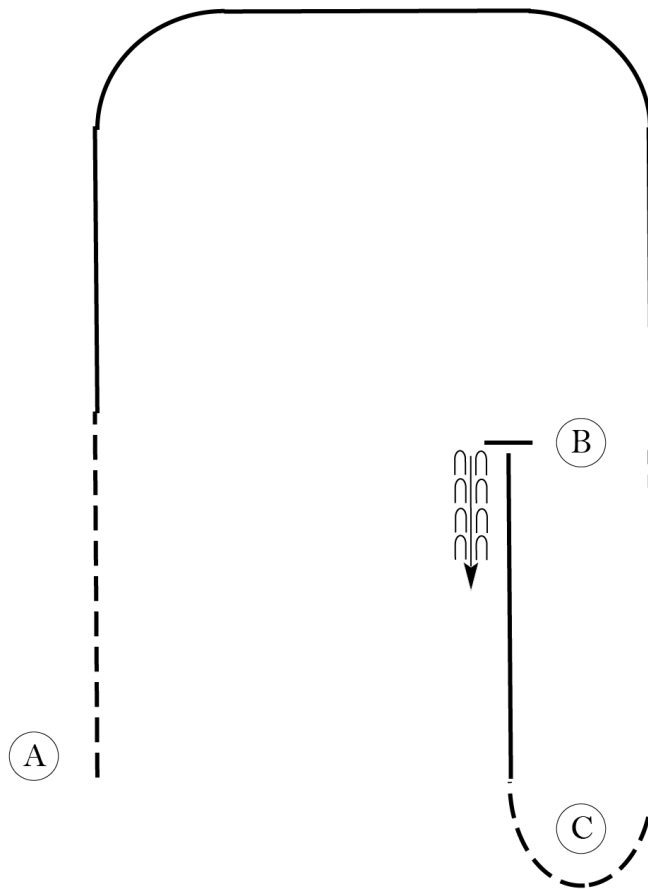
# 2022 MIHA SR Meet 2

## Huntseat Bareback

Show Date: Various

w w w . H o r s e S h o w P a t t e r n s . c o m

w w w . H o r s e S h o w P a t t e r n s . c o m



Be ready at A.

1. Trot on the left diagonal.
2. Canter on the right lead to B.
3. Sitting trot to and around C.
4. Canter left lead to B.
5. Stop and back.

Walk	-----
Trot	- - - - -
Extended Trot	- - - - -
Canter	—————
Leg Yield	
Lead Change	///
Back	←←←
Marker	(B)
Sidepass	←---→
Hand Gallop	—————

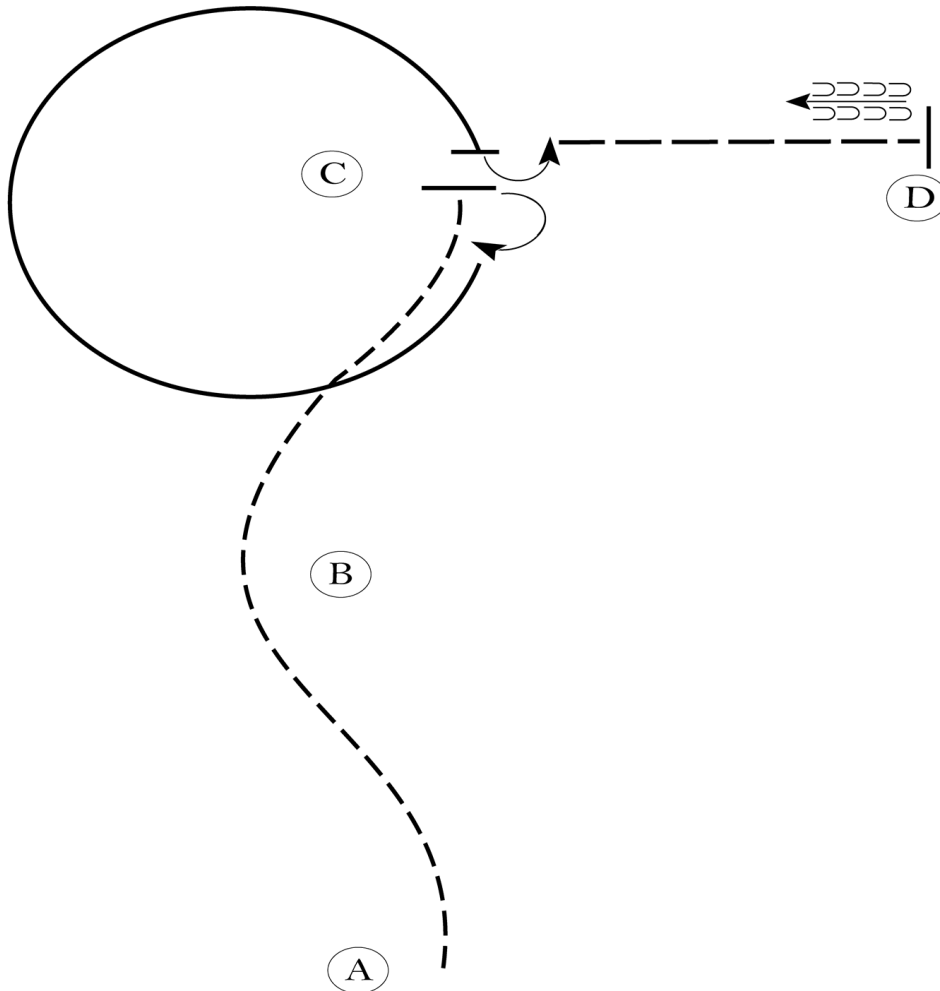
[HSE/1-107]

Pattern Provided by:  
*Pattern Committee*

# 2022 MIHA SR Meet 2

## Western Horsemanship

Show Date: Various



1. Jog A to C.
2. Stop at C and perform a 180 degree turn to the right
3. Lope a circle around C on the right lead.
4. Stop at C and perform a 90 degree turn to the left.
5. Extended jog to D.
6. Stop at D and back approximately one horse length.

Follow the instructions of your ring steward.

<b>Walk</b>	.....
<b>Jog</b>	-----
<b>Extended Jog</b>	- - - - -
<b>Lope</b>	—————
<b>Lead Change</b>	— / —
<b>Back</b>	← — — — —
<b>Marker</b>	ⓑ

[WH/1-1]

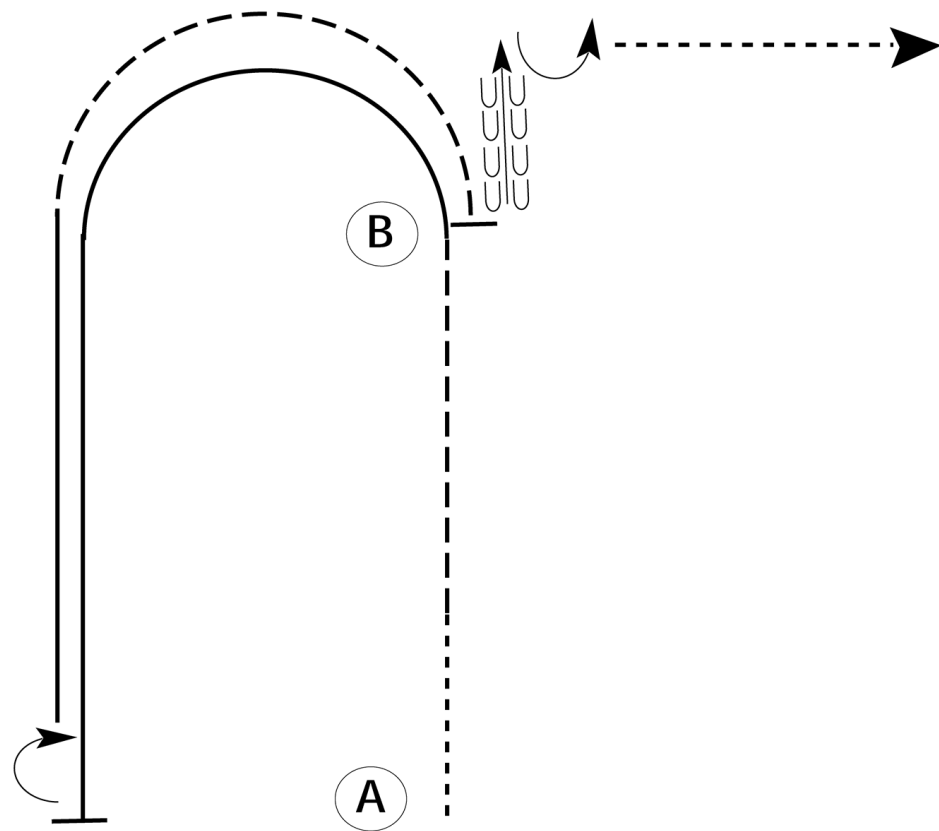
**Pattern Provided by:**  
*Pattern Committee*



# 2022 MIHA SR Meet 2

## Western Bareback

Show Date: Various



Be ready at A.

1. Walk approximately 2 horse lengths from A.
2. Jog to B.
3. Lope on the left lead in a half circle and then straight until even with A.
4. Stop and perform a 180 degree turn to the right.
5. Lope on the right lead until even with B.
6. Jog to B.
7. Stop at B and back approximately one horse length.
8. Perform a 90 degree turn to the left and walk straight away.

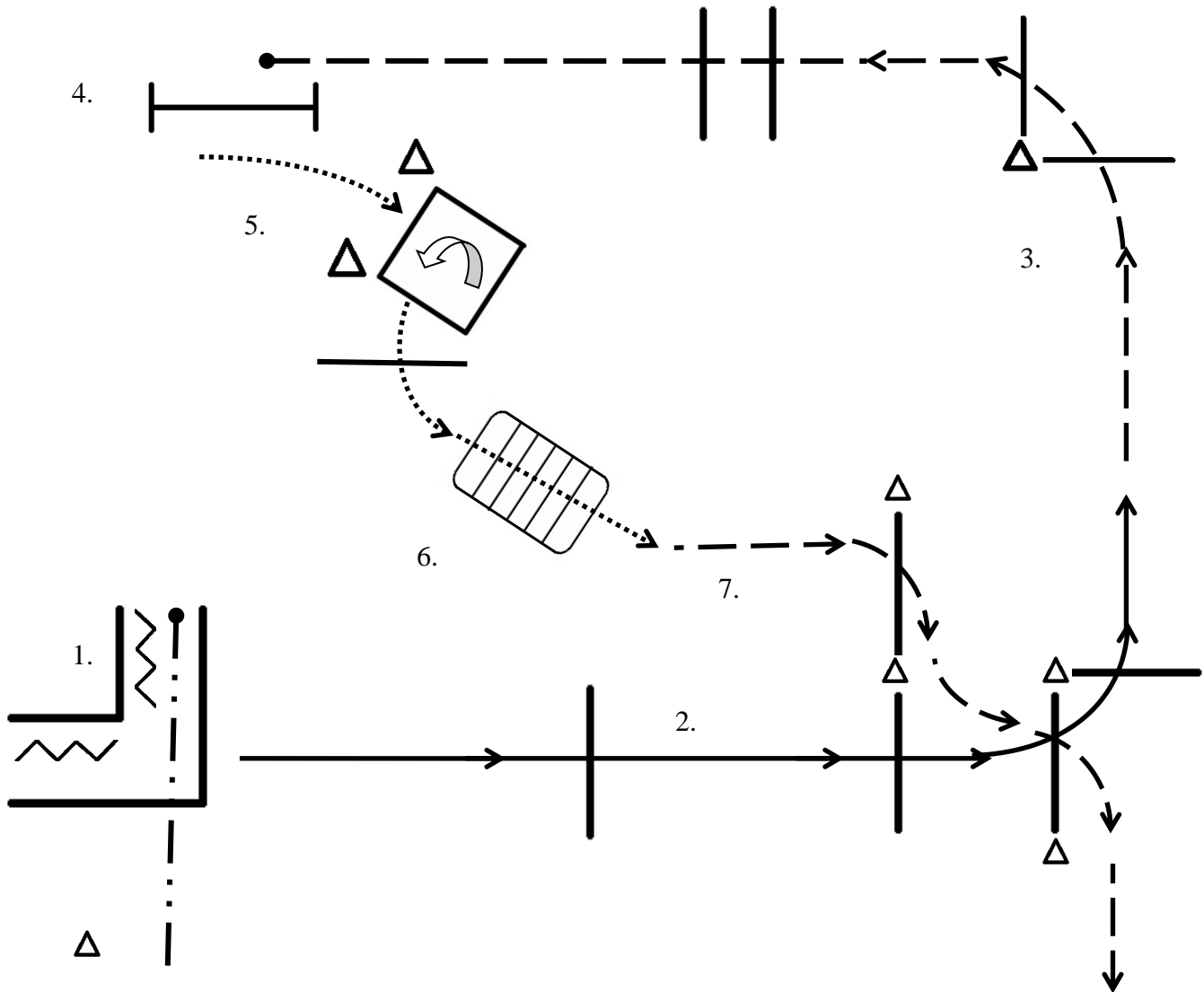
Follow the instructions of your ring steward.

Walk	-----
Jog	-----
Extended Jog	-----
Lope	-----
Lead Change	////
Back	←←←←
Marker	(B)

[WH/1-84]

Pattern Provided by:  
*Pattern Committee*

# MIHA 2022 Trail #2



Be Ready at Cone

1. Extended Trot into Chute, Halt, Back L
2. Lope Left Lead over Poles
3. Jog over Elevated Poles to Gate, Halt
4. Work Gate with Left Hand
5. Walk into Box, Turn 270degrees Left
6. Walk over Pole and Bridge
7. Jog around cones & over Poles

## Legend

- |               |           |
|---------------|-----------|
| Walk          | .....     |
| Trot          | - - - - - |
| Extended Trot | - . . - . |
| Canter        | —————     |

\*Pattern is subject to changes depending on weather and footing conditions, including line of travel between obstacles!

Pattern By: Marlana Barkow