

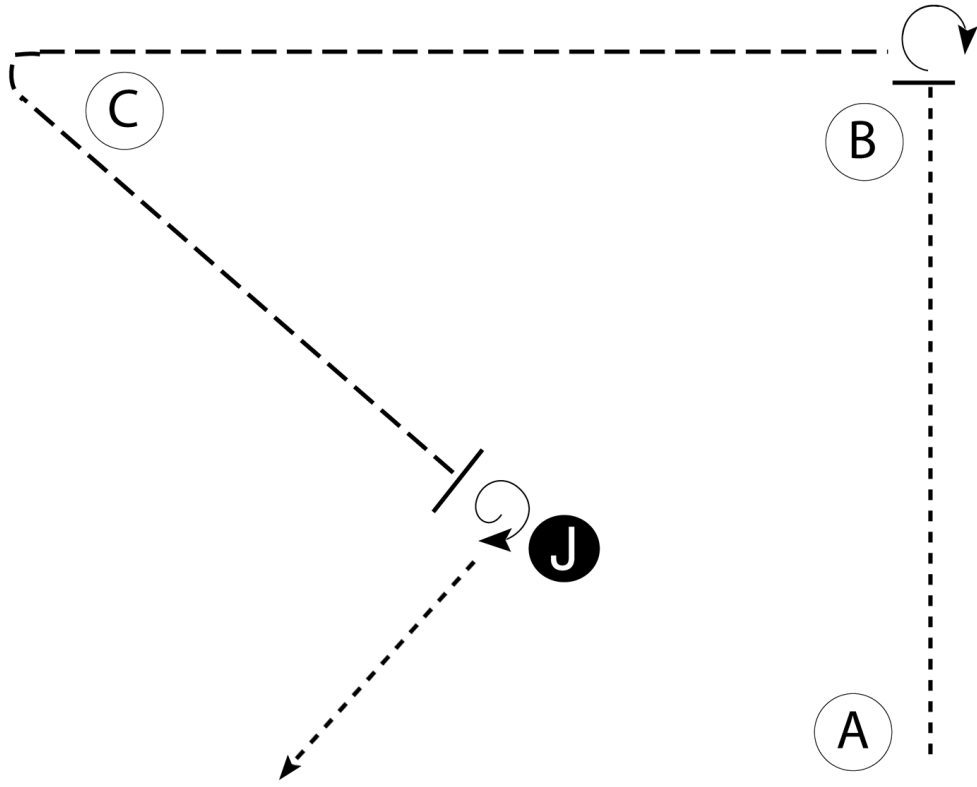
2024 MIHA Senior Meet 1

Western Fitting and Showing

Show Date:

w w w . H o r s e S h o w P a t t e r n s . c o m

w w w . H o r s e S h o w P a t t e r n s . c o m



Be ready at A.

1. Walk to and past B.
2. Turn 270 degrees.
3. Trot to and around C to judge.
4. Stop at judge and set up for inspection.
5. Turn approximately 450 degrees as shown.
6. Exit at a walk.

Follow the instructions of your ring steward.

Walk -----
Trot - - - - -
Back ← ← ← ← ←
Marker (B)
Judge (J)

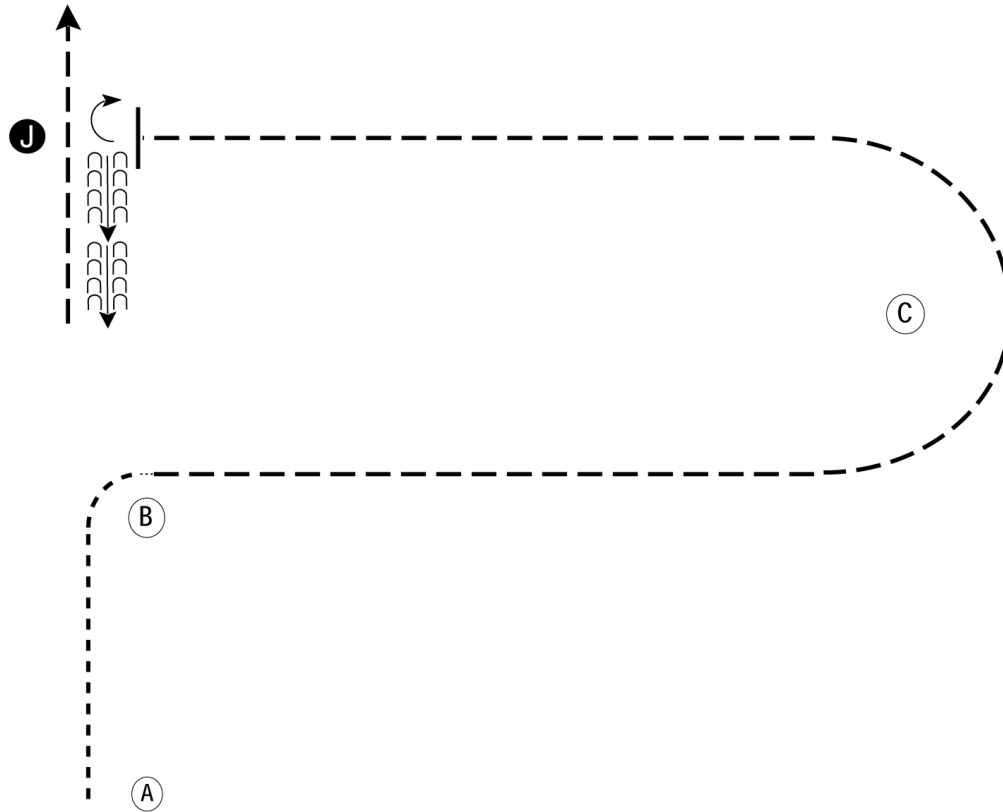
[S/1-25]

Pattern Provided by:
MIHA Pattern Committee

2024 MIHA Senior Meet 1

Hunt Seat Fitting and Showing

Show Date:



Be ready at A.

1. Walk to and around B.
2. Trot from B around C to the Judge.
3. Stop and set up for inspection.
4. When dismissed perform a 90 degree turn and back until even with C.
5. Trot to the line-up.

Follow the instructions of your ring steward.

Walk	-----
Trot	- - - - -
Back	← c c c c
Marker	ⓑ
Judge	ⓐ

[S/1-28]

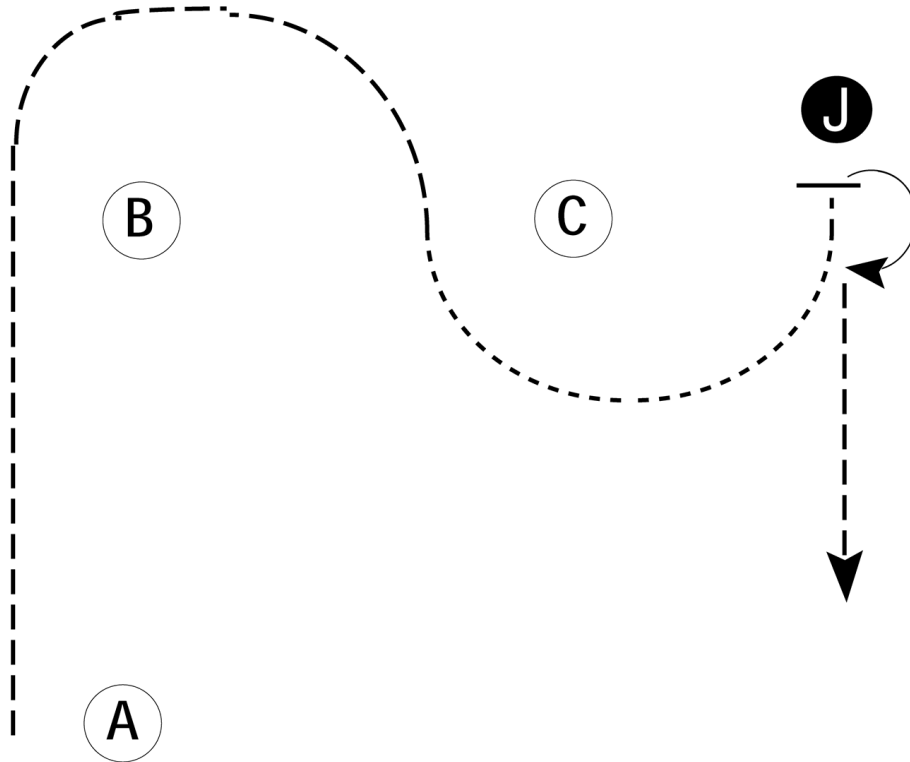
Pattern Provided by:

MIHA Pattern Committee

2024 MIHA Senior Meet 1

Saddleseat Fitting and Showing

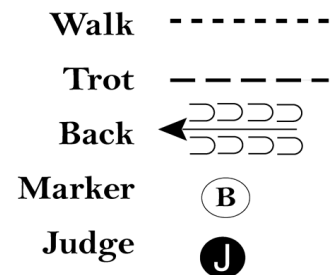
Show Date:



Be ready at A.

1. Trot from A around B and to C.
2. Walk from C to the Judge.
3. Stop and set up for inspection.
4. When dismissed, perform a 180 degree turn.
5. Trot straight away from the Judge.

Follow the instructions of your ring steward.



[S/1-35]

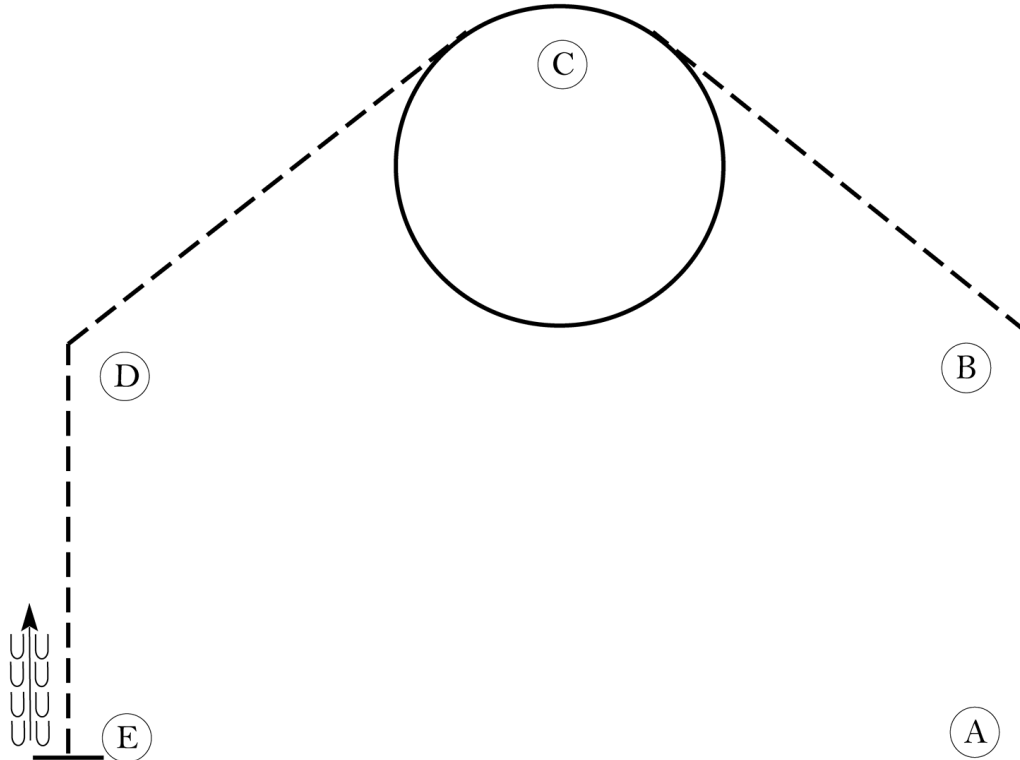
Pattern Provided by:

MIHA Pattern Committee

2024 MIHA Senior Meet 1

Hunt Seat Equitation

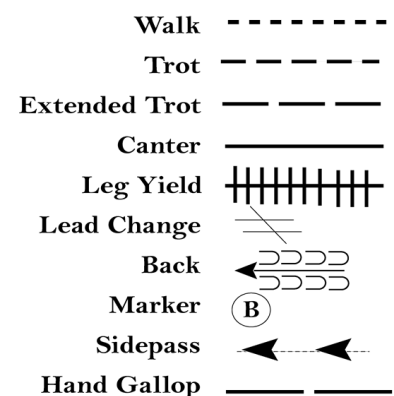
Show Date:



Be ready at A.

1. Walk approximately 2 horse lengths from A.
2. Trot on the right diagonal to C.
3. Canter a circle on the left lead around C.
4. Sitting trot to D.
5. Trot on the left diagonal to E.
6. Halt at E and back approximately one horse length.

When dismissed, follow the instructions of your ring steward.



[HSE/1-37]

Pattern Provided by:

MIHA Pattern Committee

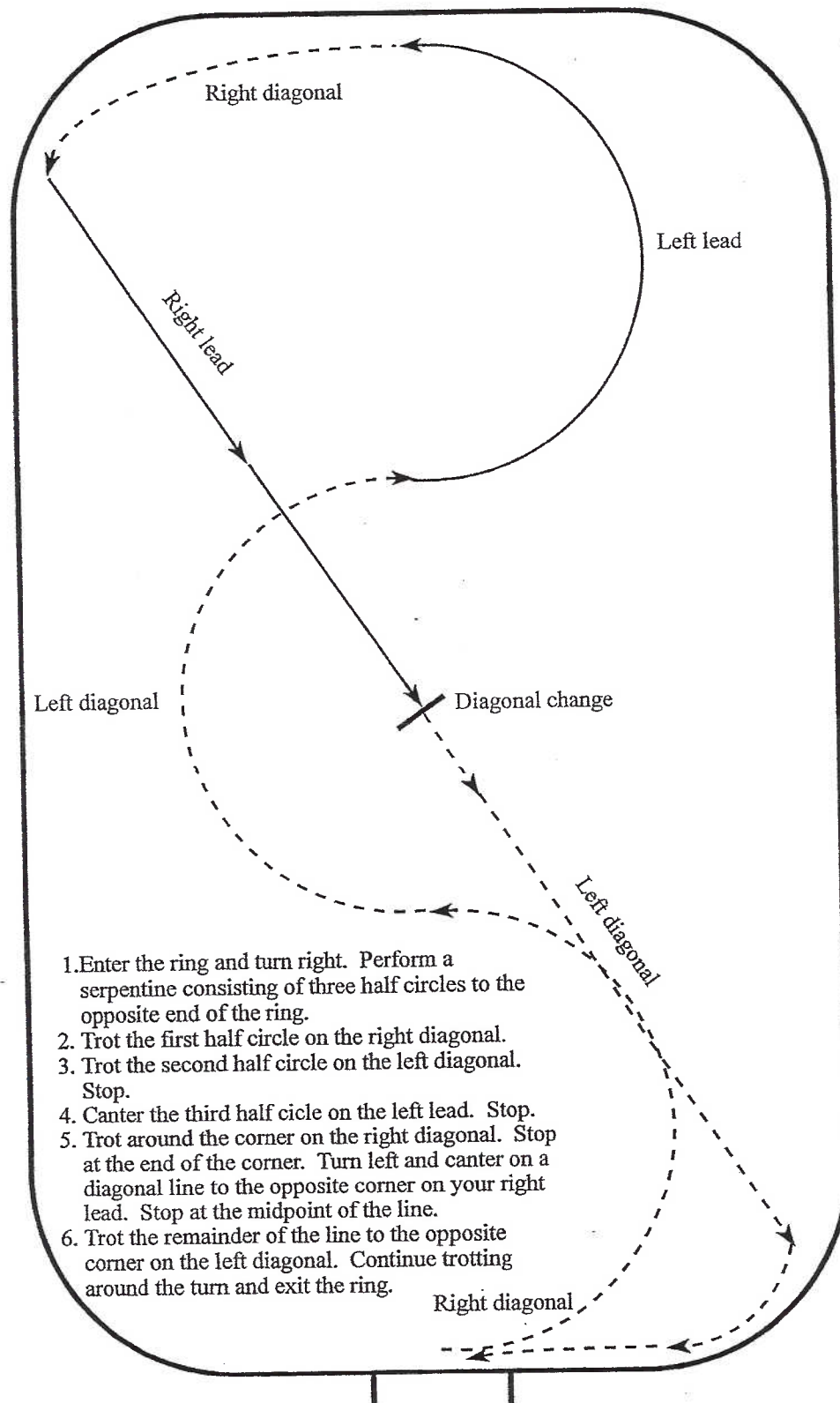
MIHA Senior Meet I

Class Saddle Seat Equitation (Horse Show)

Class # _____

Session _____

(Date, Time) _____



1. Enter the ring and turn right. Perform a serpentine consisting of three half circles to the opposite end of the ring.
2. Trot the first half circle on the right diagonal.
3. Trot the second half circle on the left diagonal. Stop.
4. Canter the third half circle on the left lead. Stop.
5. Trot around the corner on the right diagonal. Stop at the end of the corner. Turn left and canter on a diagonal line to the opposite corner on your right lead. Stop at the midpoint of the line.
6. Trot the remainder of the line to the opposite corner on the left diagonal. Continue trotting around the turn and exit the ring.

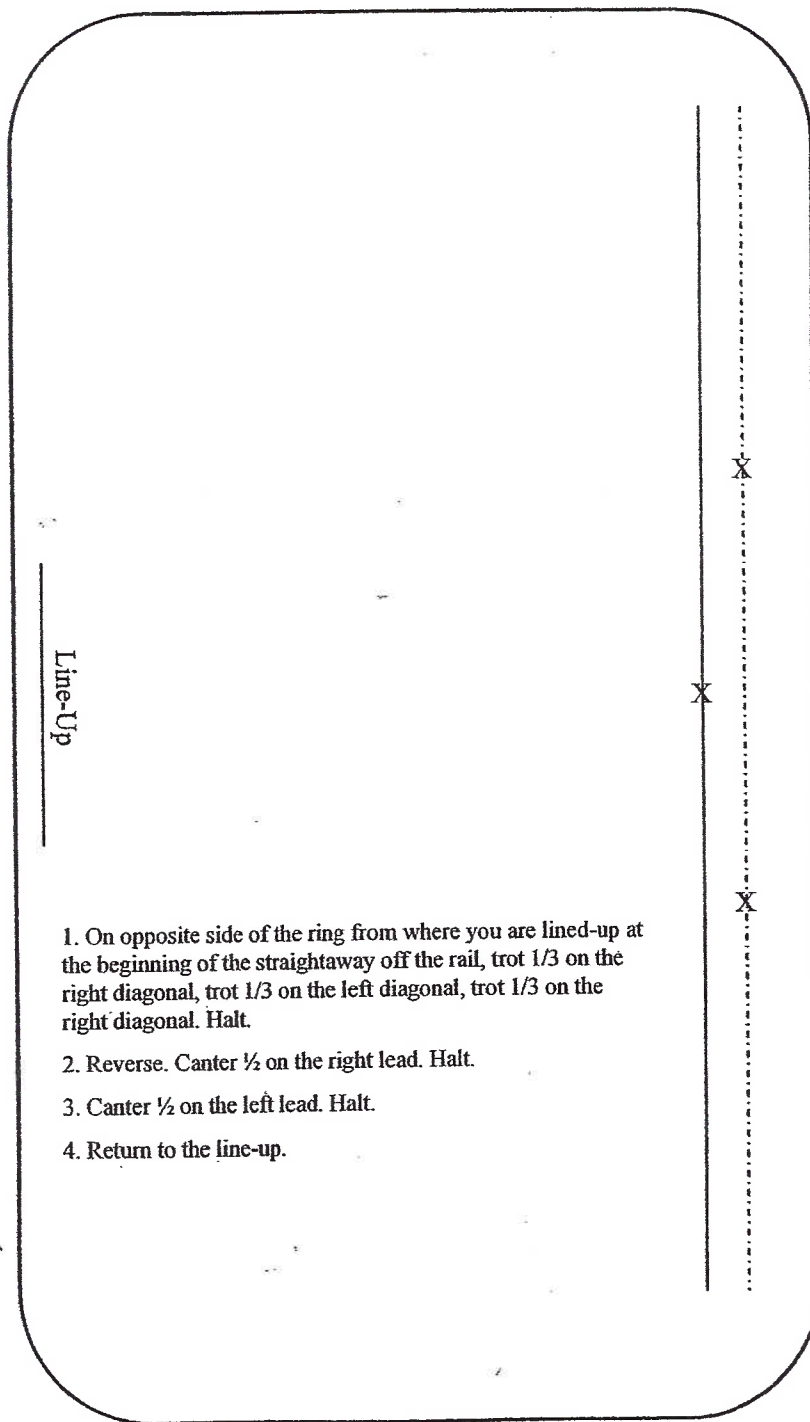
MHA Senior Meet 1 - 2024

Class Saddle Seat Bareback (Horse Show)

Class # _____

Session _____

(Date, Time) _____

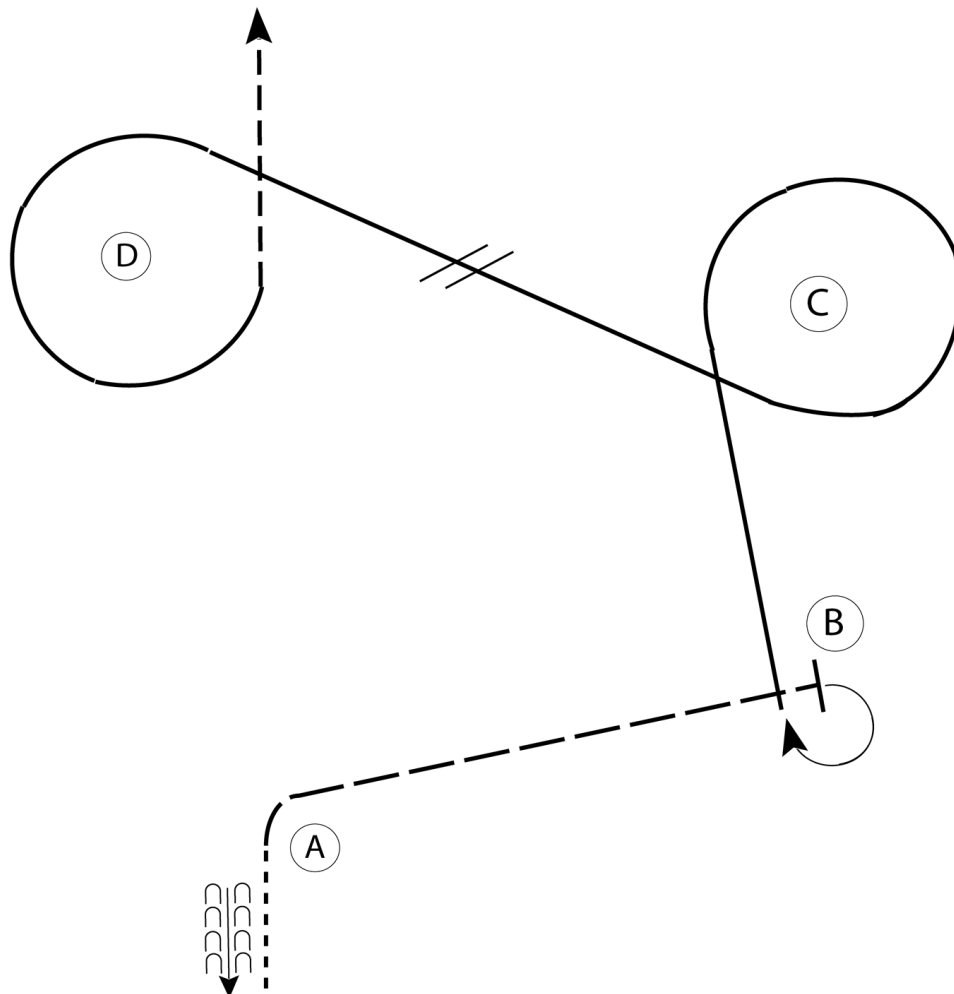


1. On opposite side of the ring from where you are lined-up at the beginning of the straightaway off the rail, trot 1/3 on the right diagonal, trot 1/3 on the left diagonal, trot 1/3 on the right diagonal. Halt.
2. Reverse. Canter 1/2 on the right lead. Halt.
3. Canter 1/2 on the left lead. Halt.
4. Return to the line-up.

2024 MIHA Senior Meet 1

Western Horsemanship

Show Date:



1. Begin before A. Back one horse length
2. Walk to A. Extend the jog to B
3. At B stop. Perform a 270 degree turn on the hindquarters to the right
4. Lope on the right lead around C
5. Perform a simple or flying change of lead between C and D
6. Lope on the left lead around D
7. Break to the jog at D
8. Jog to the exit

Walk	-----
Jog	- - - - -
Extended Jog	- - - - -
Lope	—————
Leg Yield	
Lead Change	///
Back	←←←
Marker	⊙
Sidepass	←-----→

[WH/2-57]

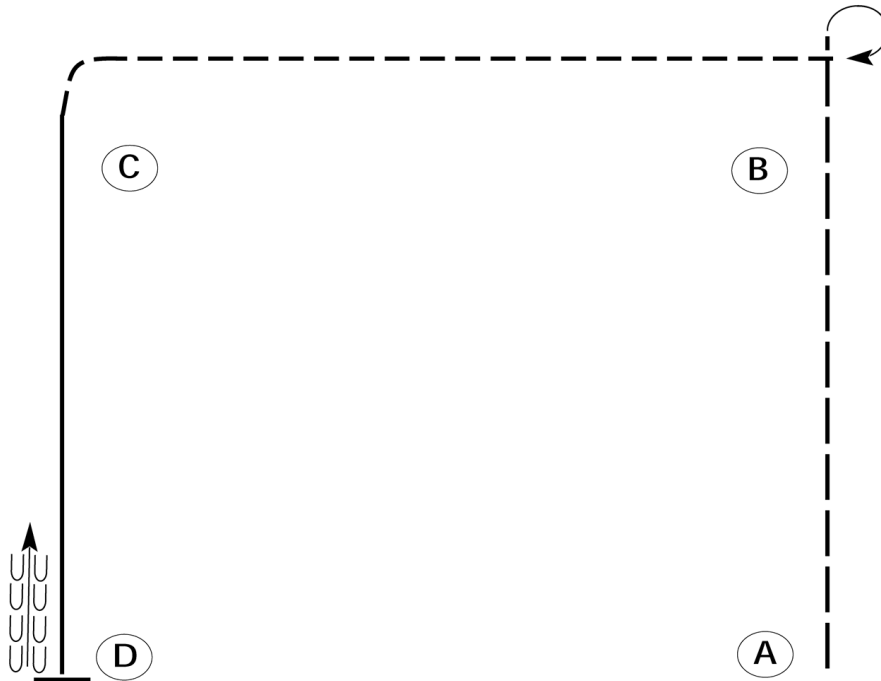
Pattern Provided by:

MIHA Pattern Committee

2024 MIHA Senior Meet 1

Western Bareback

Show Date:



Be ready at A.

1. Extended jog from A to B.
2. Stop past B and execute a 270 degree turn to the right.
3. Jog from B around C.
4. Lope on the left lead from C to D.
5. Stop at D and back one horse length.

Please exit at a jog.

Walk -----

Jog - - - - -

Extended Jog - - - - -

Lope _____

Leg Yield |||||||

Lead Change / / / / /

Back ← ← ← ← ←

Marker (B)

Sidepass ← ← ← ← ←

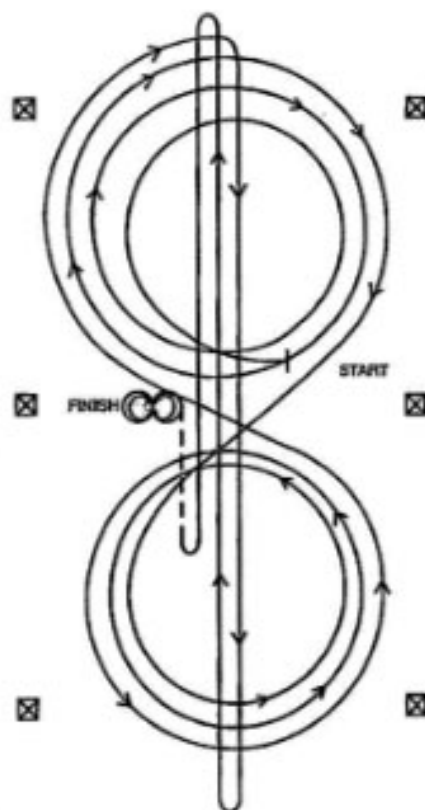
[WH/1-23]

Pattern Provided by:

MIHA Pattern Committee

High School

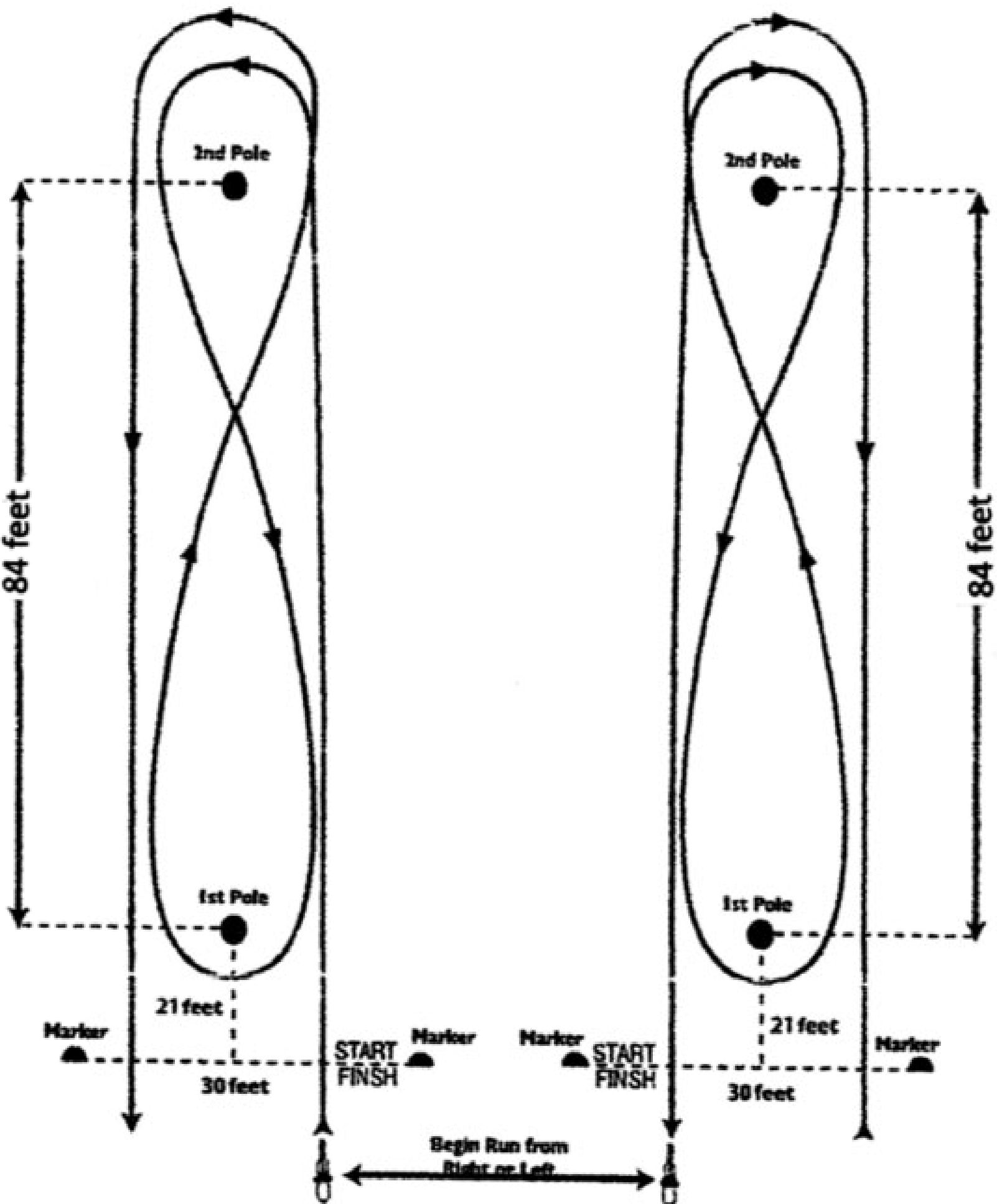
Western Reining Pattern #4



Horses may walk or trot to the center of arena.
Horses must walk or stop prior to starting pattern.
Beginning at the center of the arena facing the left wall or fence.

1. Beginning on the right lead, complete three circles to the right: the first circle small and slow; the next two circles large and fast. Change leads at the center of the arena.
2. Complete three circles to the left: the first small and slow; the next two circles large and fast. Change leads at the center of the arena.
3. Continue around previous circle to the right. At top of the circle, run down the middle to the far end of the arena past the end marker and do a right rollback – no hesitation.
4. Run up the middle to the opposite end of the arena past the end marker and do a left rollback – no hesitation.
5. Run past the center marker and do a sliding stop. Back up to the center of the arena or at least ten feet. Hesitate
6. Complete two spins to the right. Hesitate
7. Complete two spins to the left. Hesitate to demonstrate the completion of the pattern.

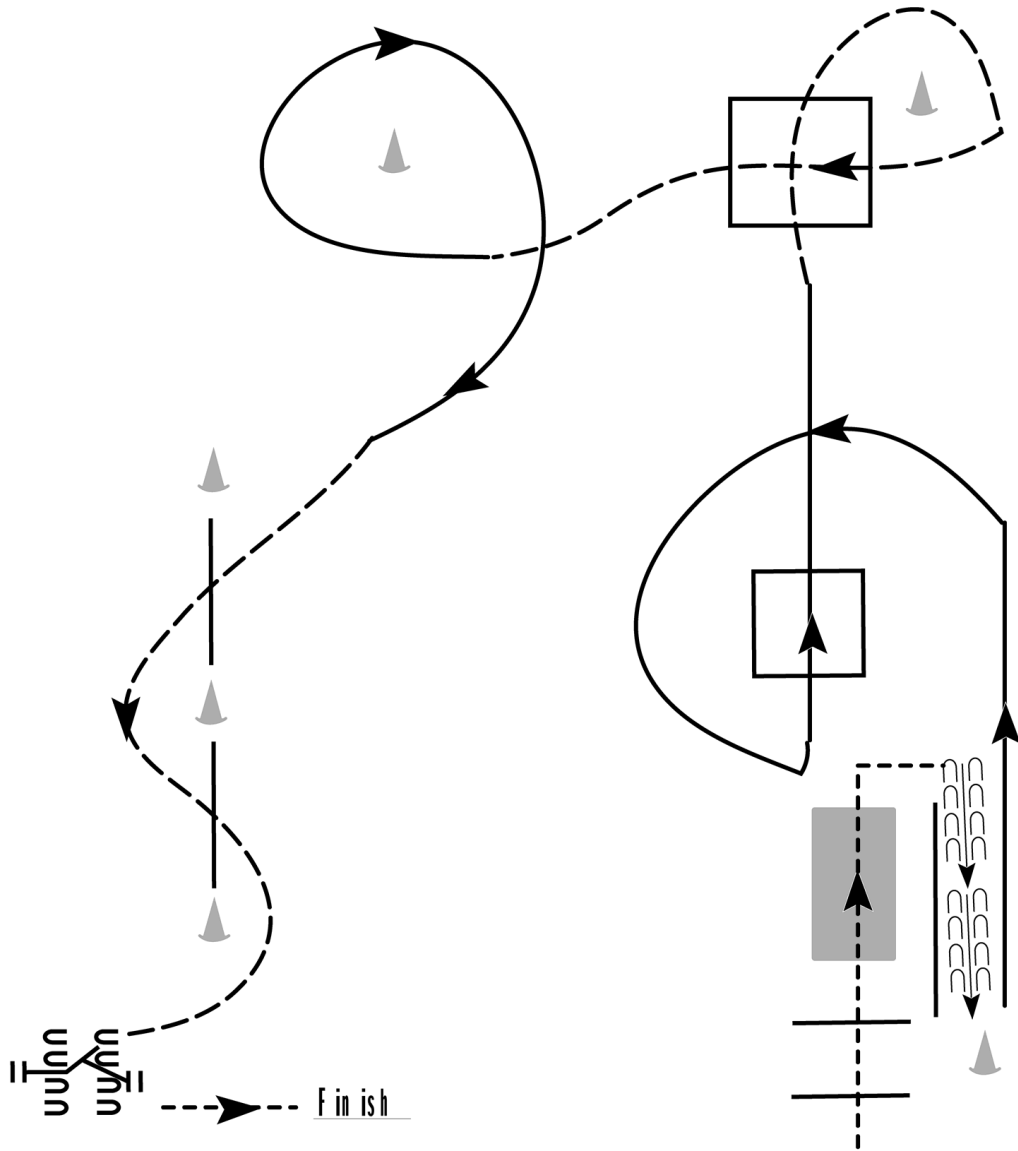
4. Stake Race



2024 MIHA Senior Meet 1

Trail

Show Date:



1. Walk over poles and bridge.
2. Back into chute.
3. Lope out of chute, around and thru box on left lead.
4. Jog thru box and around cone as shown.
5. Lope around cone on right lead.
6. Jog thru serpentine and over poles to gate.
7. Work gate with left hand and walk to finish.

Walk	-----
Jog	- - - - -
Lope	—————
Back	←←←←←
Marker	▲
Sidepass	←-----→

[T/1-43]

Pattern Provided by:

MIHA Pattern Committee

www.HorseShowPatterns.com

www.HorseShowPatterns.com