

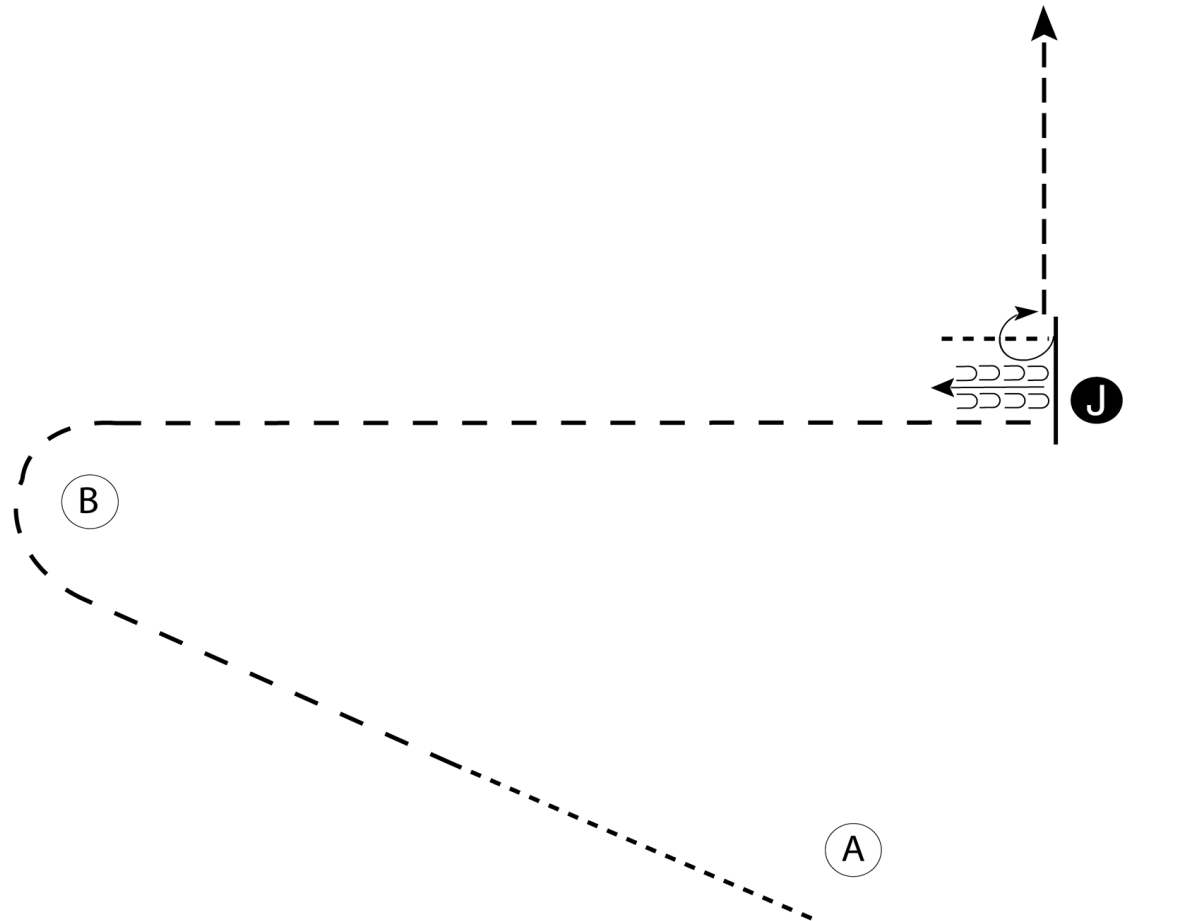
2024 MIHA Senior Meet 2

Western Fitting and Showing

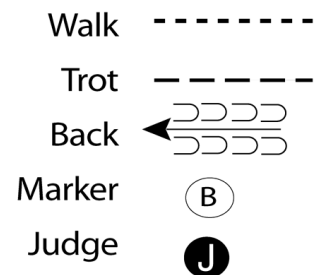
Show Date:

w w w . H o r s e S h o w P a t t e r n s . c o m

w w w . H o r s e S h o w P a t t e r n s . c o m



1. Begin at A. Walk halfway to B
2. Trot to and around B to the Judge
3. Stop and back one horse length
4. Walk to the Judge and set up for inspection
5. When dismissed perform a 270 degree turn and trot to the line-up



[S/1-15]

Pattern Provided by:

MIHA Pattern Committee

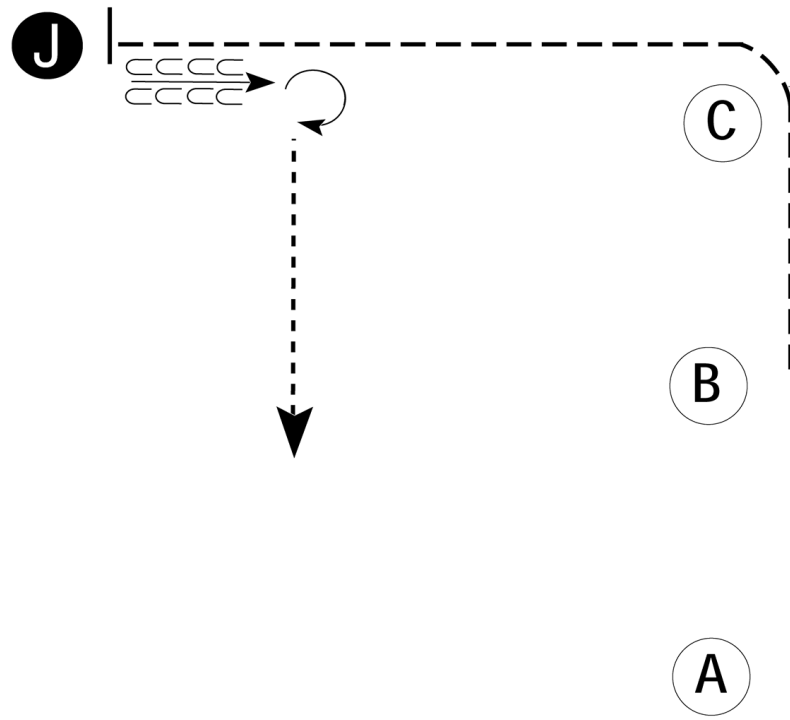
2024 MIHA Senior Meet 2

Hunt Seat Fitting and Showing

Show Date:

w w w . H o r s e S h o w P a t t e r n s . c o m

w w w . H o r s e S h o w P a t t e r n s . c o m



Be ready at A.

1. Walk to B.
2. Trot to and around C to judge.
3. Stop and set up for inspection.
4. When dismissed back approximately one horse length.
5. Perform a 270 degree turn and walk straight away.

Follow the instructions of your ring steward.

Walk	-----
Trot	- - - - -
Back	← ⊃ ⊃ ⊃ ⊃ ⊃ ⊃ ⊃ ⊃
Marker	⊙ B
Judge	● J

[S/1-39]

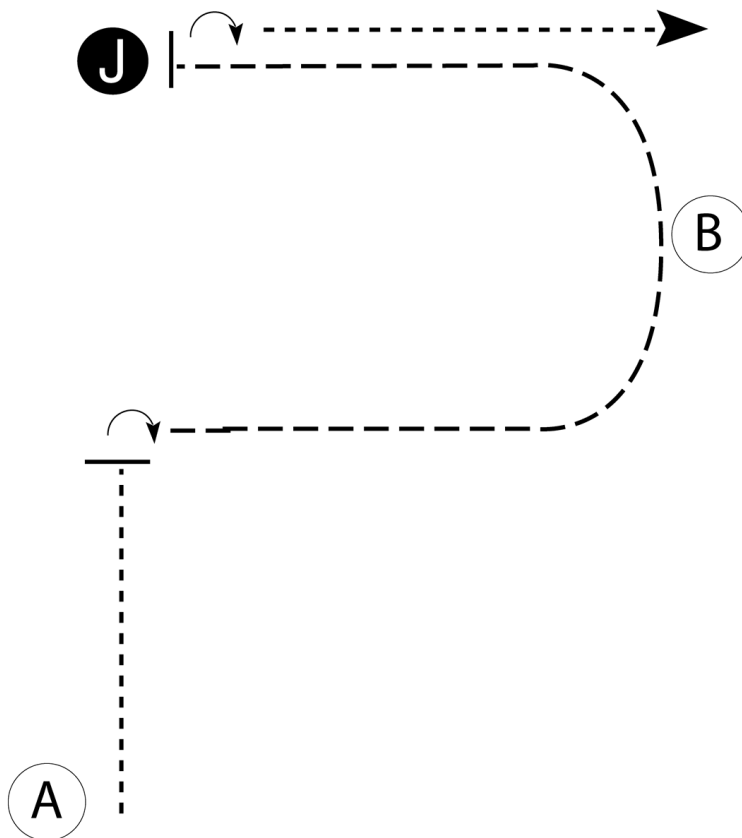
Pattern Provided by:

MIHA Pattern Committee

2024 MIHA Senior Meet 2

Saddleseat Fitting and Showing

Show Date:



Be ready at A.

1. When acknowledged, walk halfway to judge.
2. Stop and perform a 90 degree turn.
3. Trot around to judge as shown.
4. Stop and set up for inspection.
5. When dismissed, perform a 180 degree turn.
6. Walk straight away to exit.

Follow the instructions of your ring steward.

Walk	-----
Trot	- - - - -
Back	←
Marker	ⓑ
Judge	ⓐ

[S/1-64]

Pattern Provided by:

MIHA Pattern Committee

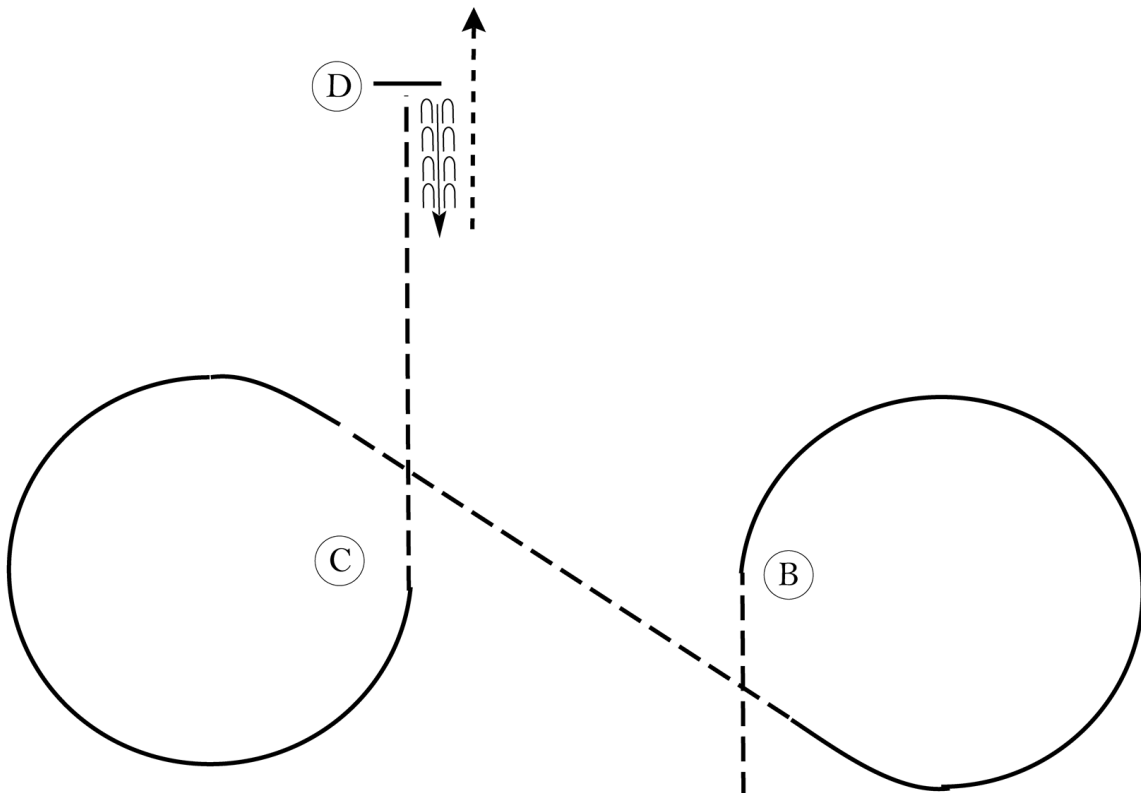
w w w . H o r s e S h o w P a t t e r n s . c o m

w w w . H o r s e S h o w P a t t e r n s . c o m

2024 MIHA Senior Meet 2

Hunt Seat Equitation

Show Date:



Be ready before A.

1. Walk to A.
2. Posting trot on the left diagonal to B.
3. At B, canter a circle to the right.
4. When even with B, sitting trot to C.
5. At C, canter a circle to the left.
6. Posting trot on the right diagonal from C to D.
7. Stop at D and back approximately one horse length.

Exit at a walk.

Follow the instructions of your ring steward.

Walk	-----
Trot	- - - - -
Extended Trot	-----
Canter	-----
Leg Yield	
Lead Change	↙ ↘
Back	← ← ← ← ←
Marker	(B)
Sidepass	← →
Hand Gallop	-----

[HSE/1-41]

Pattern Provided by:

MIHA Pattern Committee

www.HorseShowPatterns.com

www.HorseShowPatterns.com

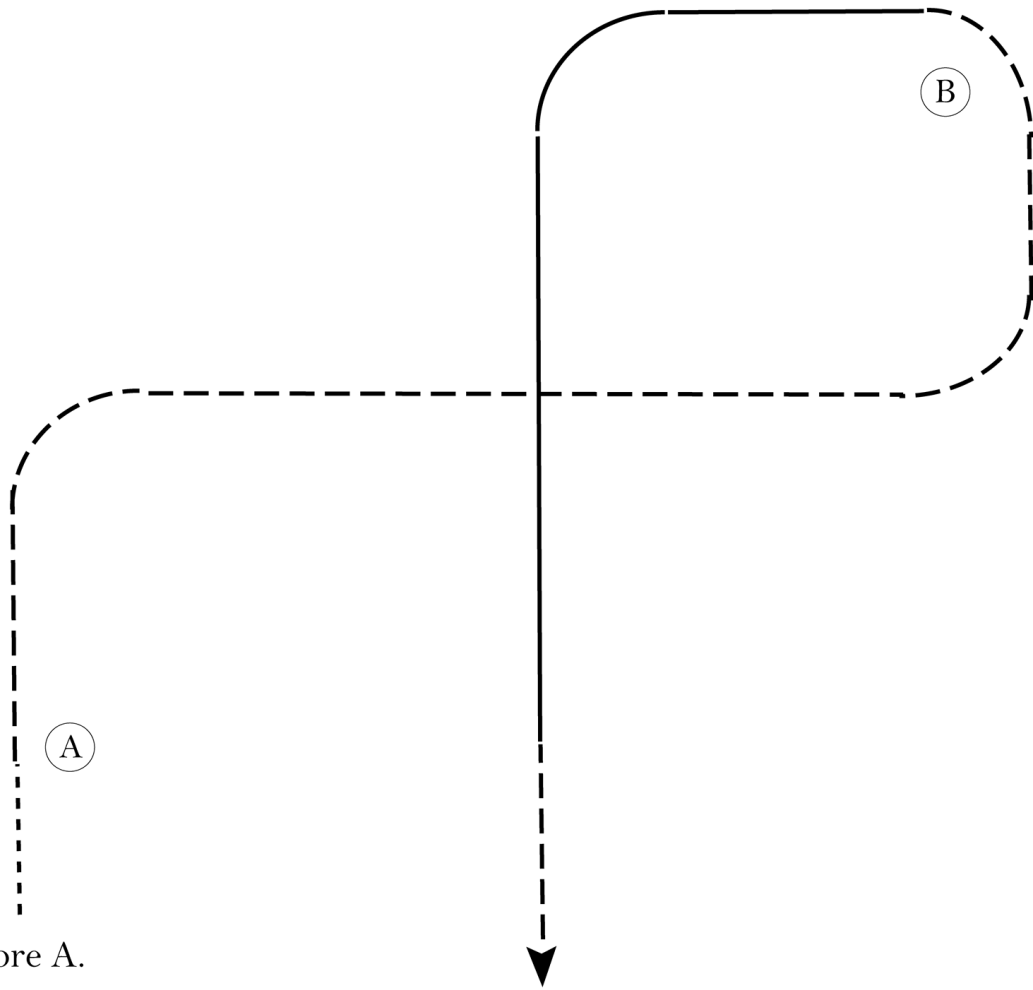
2024 MIHA Senior Meet 2

Hunt Seat Bareback

Show Date:

w w w . H o r s e S h o w P a t t e r n s . c o m

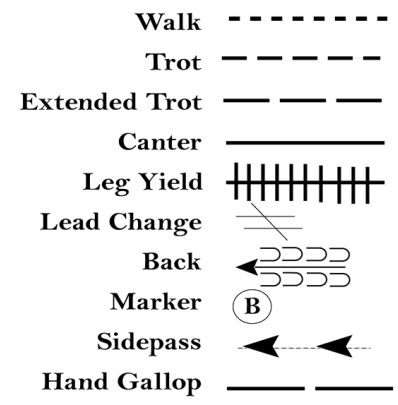
w w w . H o r s e S h o w P a t t e r n s . c o m



Be ready before A.

1. Walk to A.
2. Posting trot on the left diagonal to center of pattern.
3. Change diagonals at center. Trot on the right diagonal to B.
4. Canter on the left lead through center of pattern until even with A.
5. Sitting trot when even with A. Pattern is over after trotting 3 strides past A.

Follow the instructions of your ring steward.



[HSE/1-66]

Pattern Provided by:
MIHA Pattern Committee

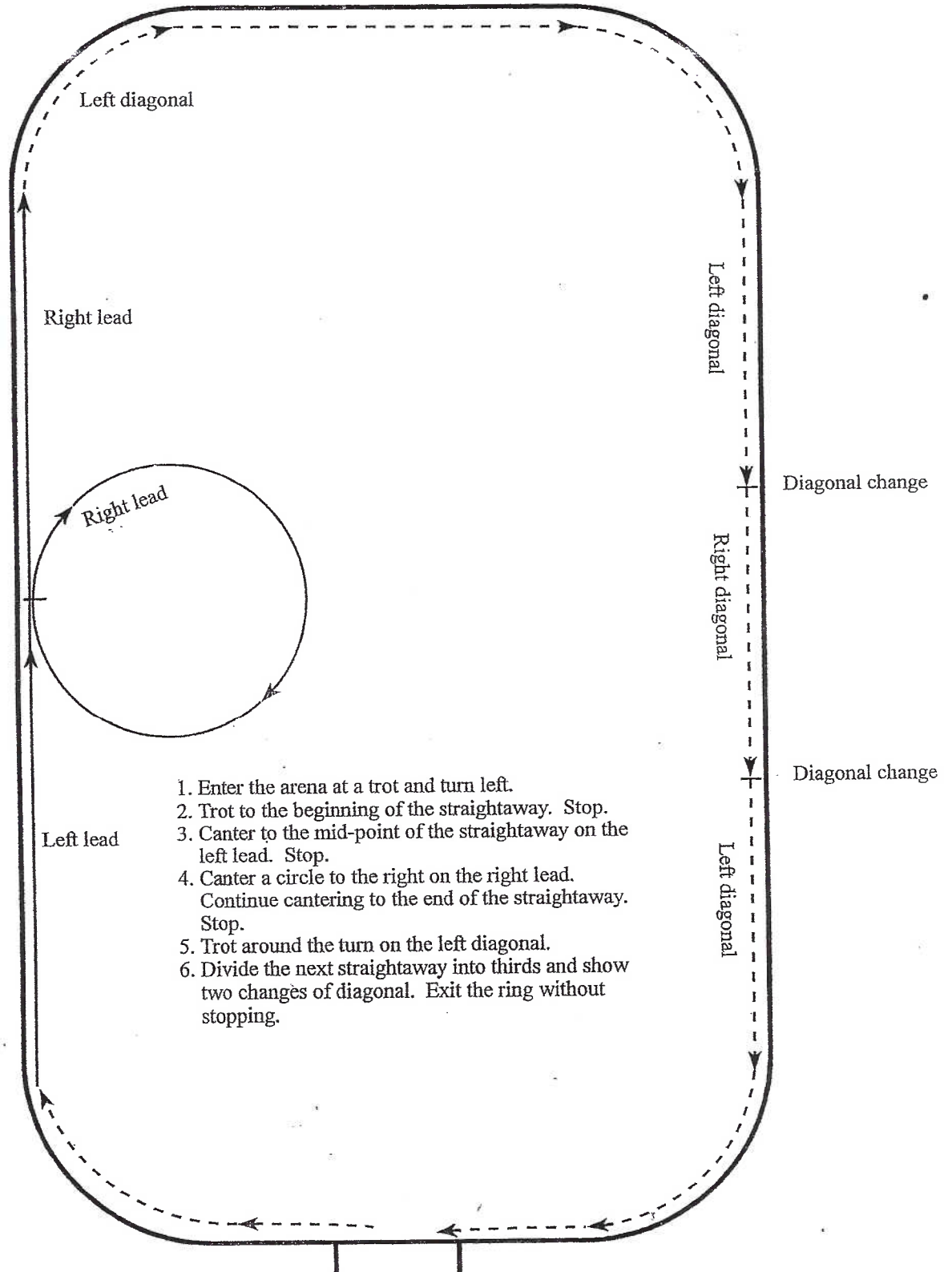
MIHA Senior Meet 2 - 2024

Class Saddle Seat Equitation (Horse Show)

Class # _____

Session _____

(Date, Time) _____



1. Enter the arena at a trot and turn left.
2. Trot to the beginning of the straightaway. Stop.
3. Canter to the mid-point of the straightaway on the left lead. Stop.
4. Canter a circle to the right on the right lead. Continue cantering to the end of the straightaway. Stop.
5. Trot around the turn on the left diagonal.
6. Divide the next straightaway into thirds and show two changes of diagonal. Exit the ring without stopping.

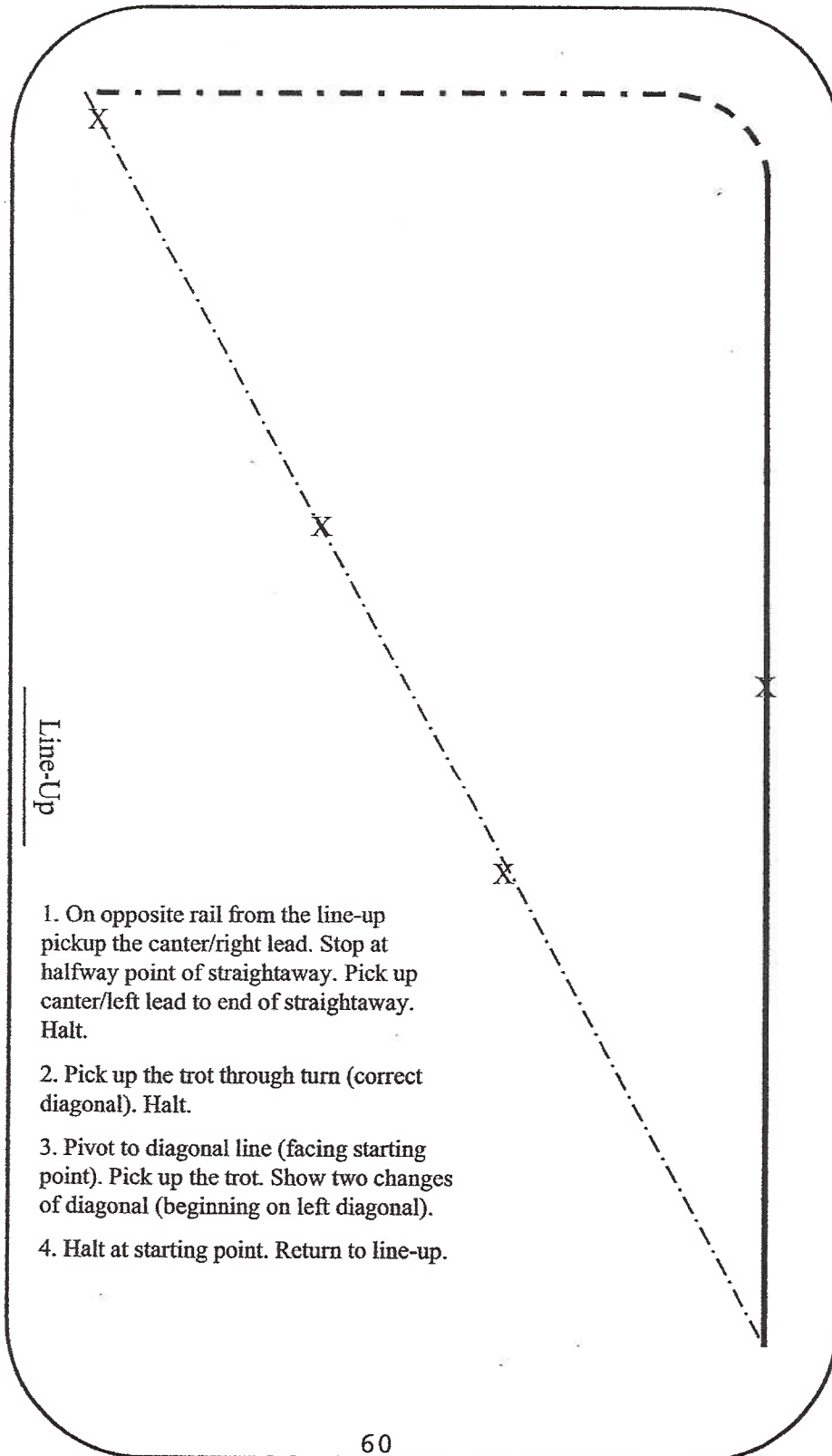
MIHA Senior Meet 2 - 2024

Class Saddle Seat Bareback (Horse Show)

Class # _____

Session _____

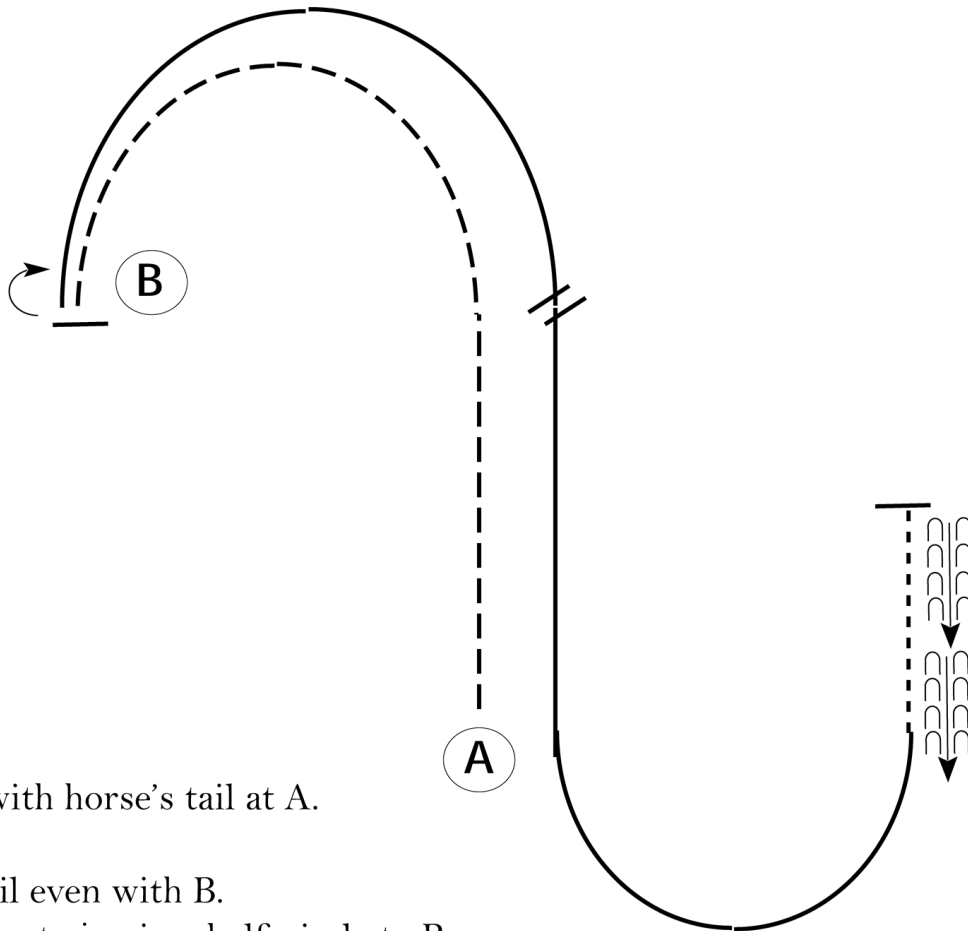
(Date, Time) _____



2024 MIHA Senior Meet 2

Western Horsemanship

Show Date:



Be ready with horse's tail at A.

1. Jog until even with B.
2. Continue to jog in a half circle to B.
3. Stop and perform a 180 degree turn to right.
4. Lope on the right lead in a half circle until even with B.
5. Perform a simple lead change.
6. Lope on the left lead to A and in a half circle until even with A.
7. Walk approximately 2 horse lengths.
8. Stop and back approximately 2 horse lengths.

Walk

Jog

Extended Jog

Lope

Lead Change

Back

Marker

Follow the instructions of your ring steward.

[WH/1-87]

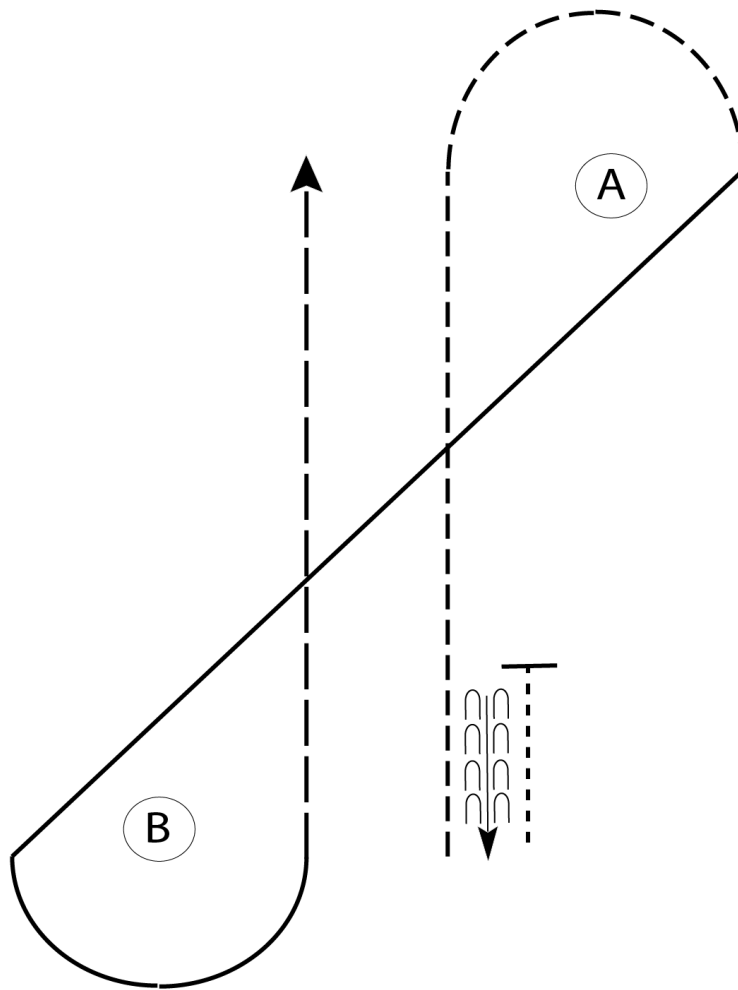
Pattern Provided by:

MIHA Pattern Committee

2024 MIHA Senior Meet 2

Western Bareback

Show Date:



Be ready lined up to A.

1. Walk approximately 2 horse lengths toward A.
2. Stop and back until even with B.
3. Jog to and around A.
4. Lope on the left lead to and around B.
5. Extended jog in a straight line.
6. Pattern is over once you have passed A.

Follow the instructions of your ring steward.

Walk	-----
Jog	- - - - -
Extended Jog	— — — —
Lope	
Lead Change	↗ ↘
Back	← ← ← ←
Marker	⊙ B

[WH/1-92]

Pattern Provided by:

MIHA Pattern Committee

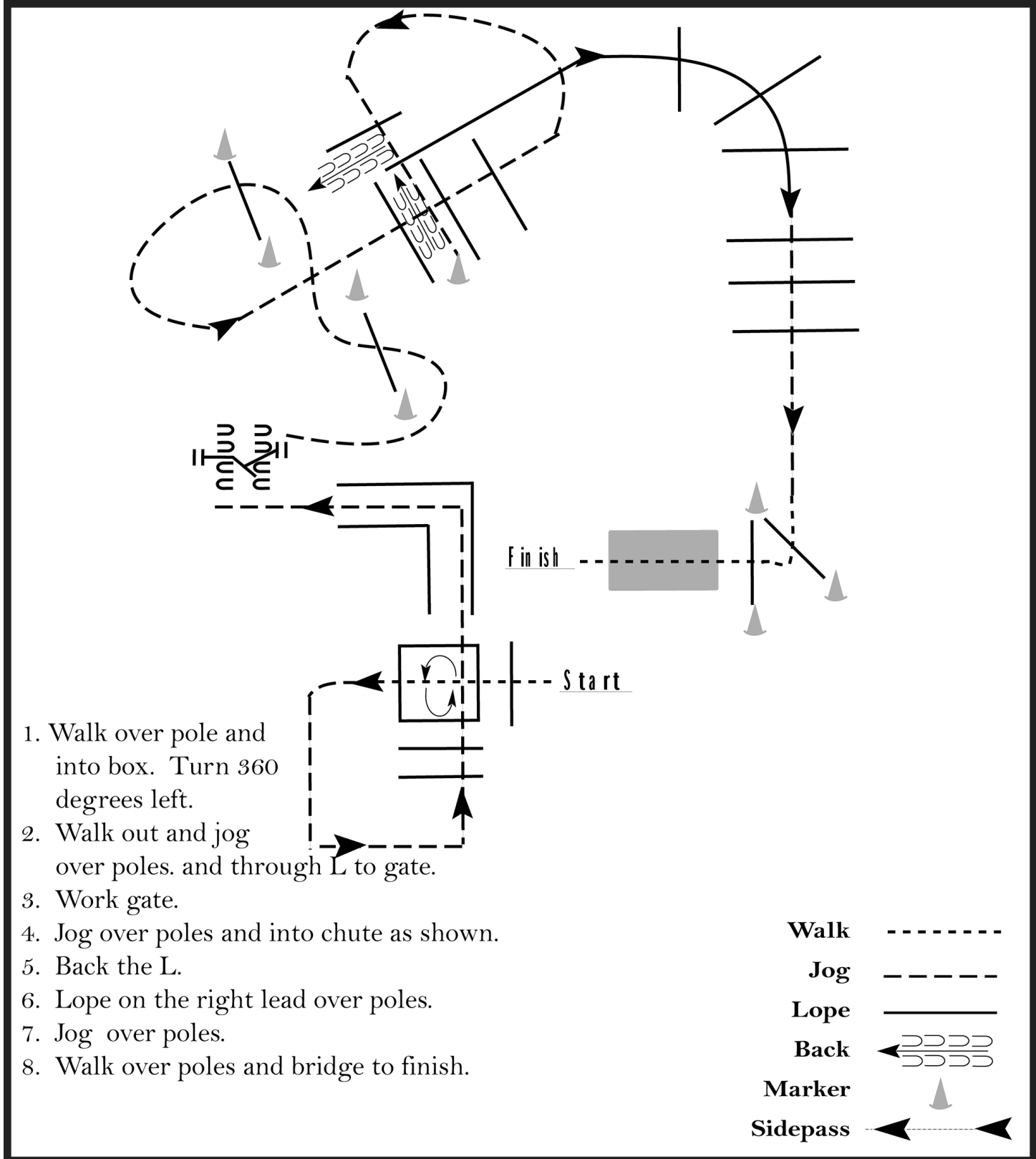
2024 MIHA Senior Meet 2

Trail

Show Date:

w w w . H o r s e S h o w P a t t e r n s . c o m

w w w . H o r s e S h o w P a t t e r n s . c o m



1. Walk over pole and into box. Turn 360 degrees left.
2. Walk out and jog over poles. and through L to gate.
3. Work gate.
4. Jog over poles and into chute as shown.
5. Back the L.
6. Lope on the right lead over poles.
7. Jog over poles.
8. Walk over poles and bridge to finish.

Walk	-----
Jog	- - - - -
Lope	—————
Back	←←←←← ←←←←←
Marker	▲
Sidepass	←-----←

[T/2-41]

Pattern Provided by:
MIHA Pattern Committee