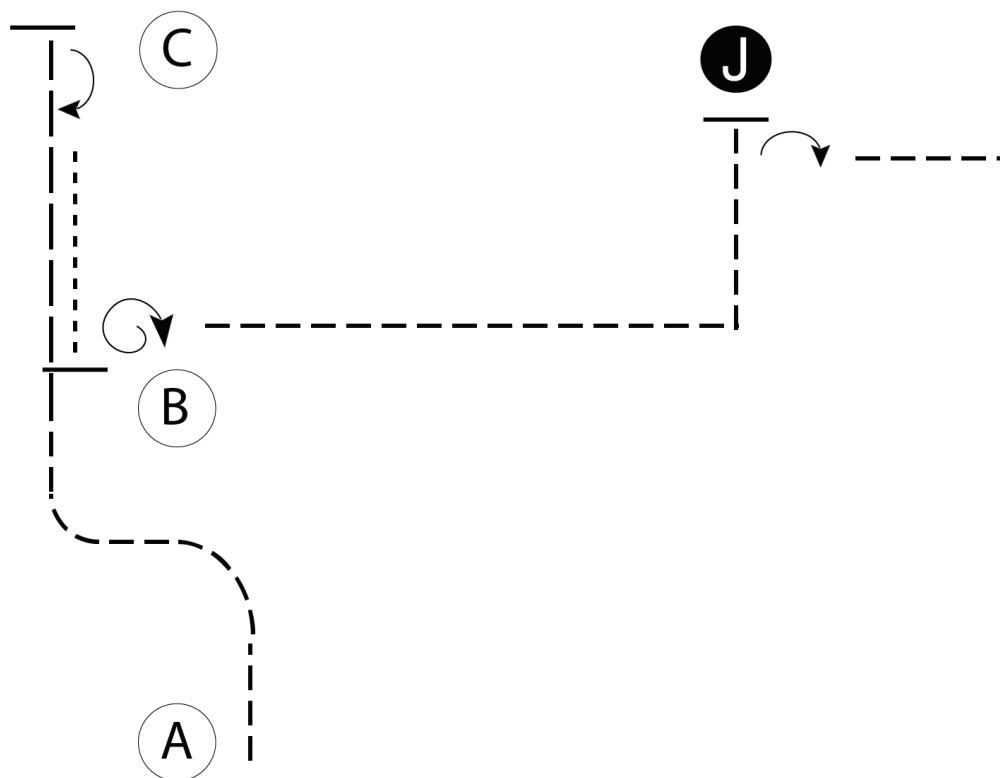


# 2024 MIHA State Championship

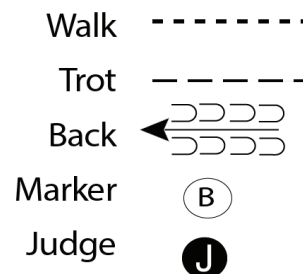
## Western Fitting and Showing

Show Date: 10-10-2024 to 10-13-2024



Be ready at A.

1. Trot from A until even with B. Then, extend the trot to C and stop.
2. Perform a 180 degree turn.
3. Walk with forward motion until just before B.
4. Perform a 270 degree turn.
5. Trot a square corner to Judge.
6. Set Up.
7. Inspection.
8. When dismissed, perform a 90 degree turn and pattern is complete.



[S/3-121]

Pattern Provided by:

*MIHA Executive Board*

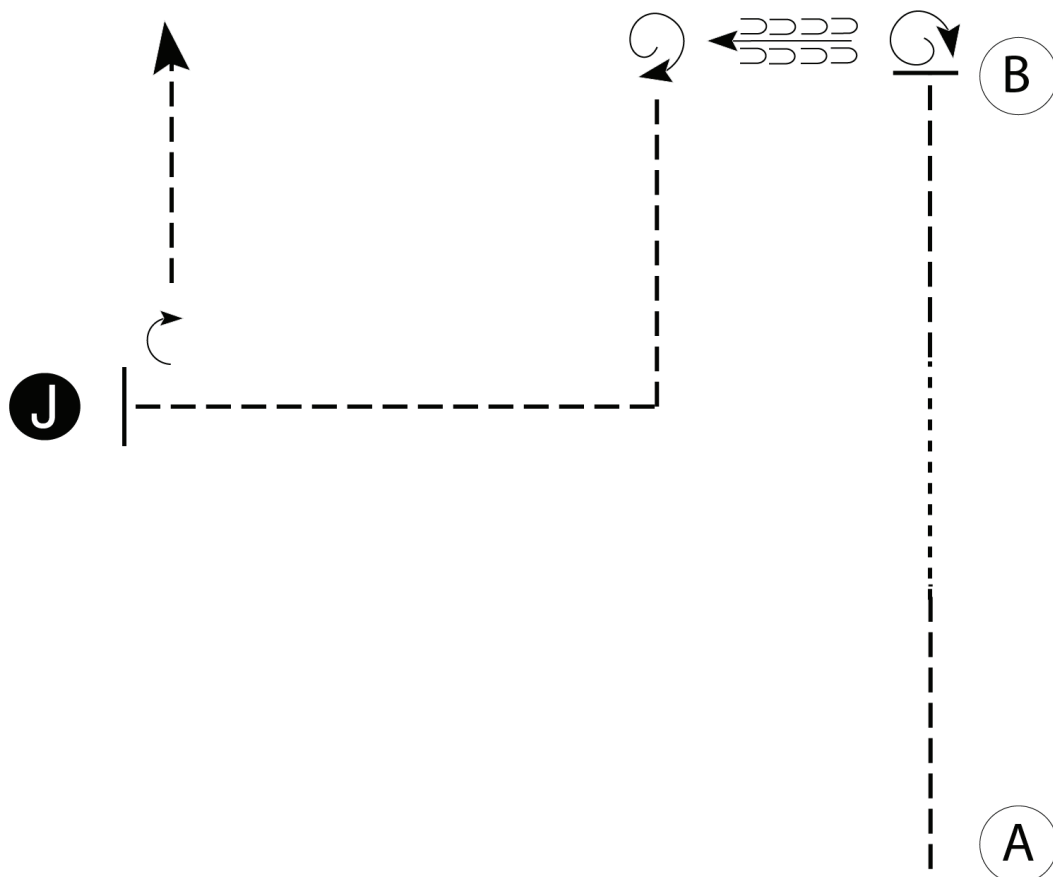
# 2024 MIHA State Championship

## Hunt Seat Fitting and Showing

Show Date: 10-10-2024 to 10-13-2024

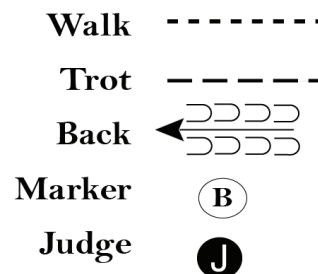
w w w . H o r s e S h o w P a t t e r n s . c o m

w w w . H o r s e S h o w P a t t e r n s . c o m



Be ready at A.

1. Trot 1/3 of the line, then walk 1/3 of the line then trot the final 1/3 of the line.
2. Stop with horse's hip even with B then perform a 1 1/4 turn.
3. Back 2 horse lengths then perform a 1 1/4 turn.
4. Trot to judge as shown.
5. Stop and set up at Judge.
6. Inspection.
7. When dismissed, perform a 1/4 turn and trot to exit.



[S/3-119]

Pattern Provided by:

*MIHA Executive Board*

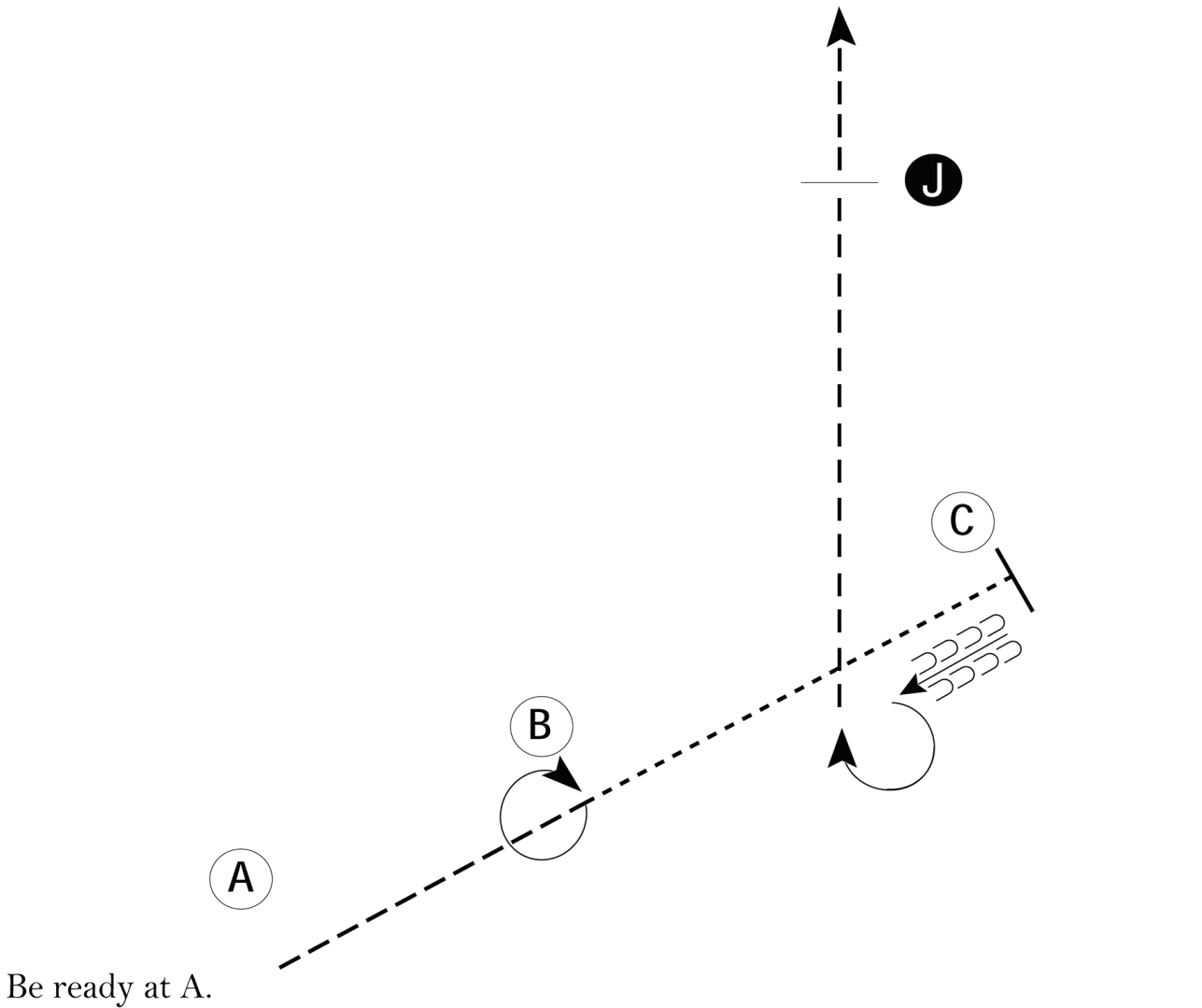
# 2024 MIHA State Championship

## Saddle Seat Fitting and Showing

Show Date: 10-10-2024 to 10-13-2024

w w w . H o r s e S h o w P a t t e r n s . c o m

w w w . H o r s e S h o w P a t t e r n s . c o m



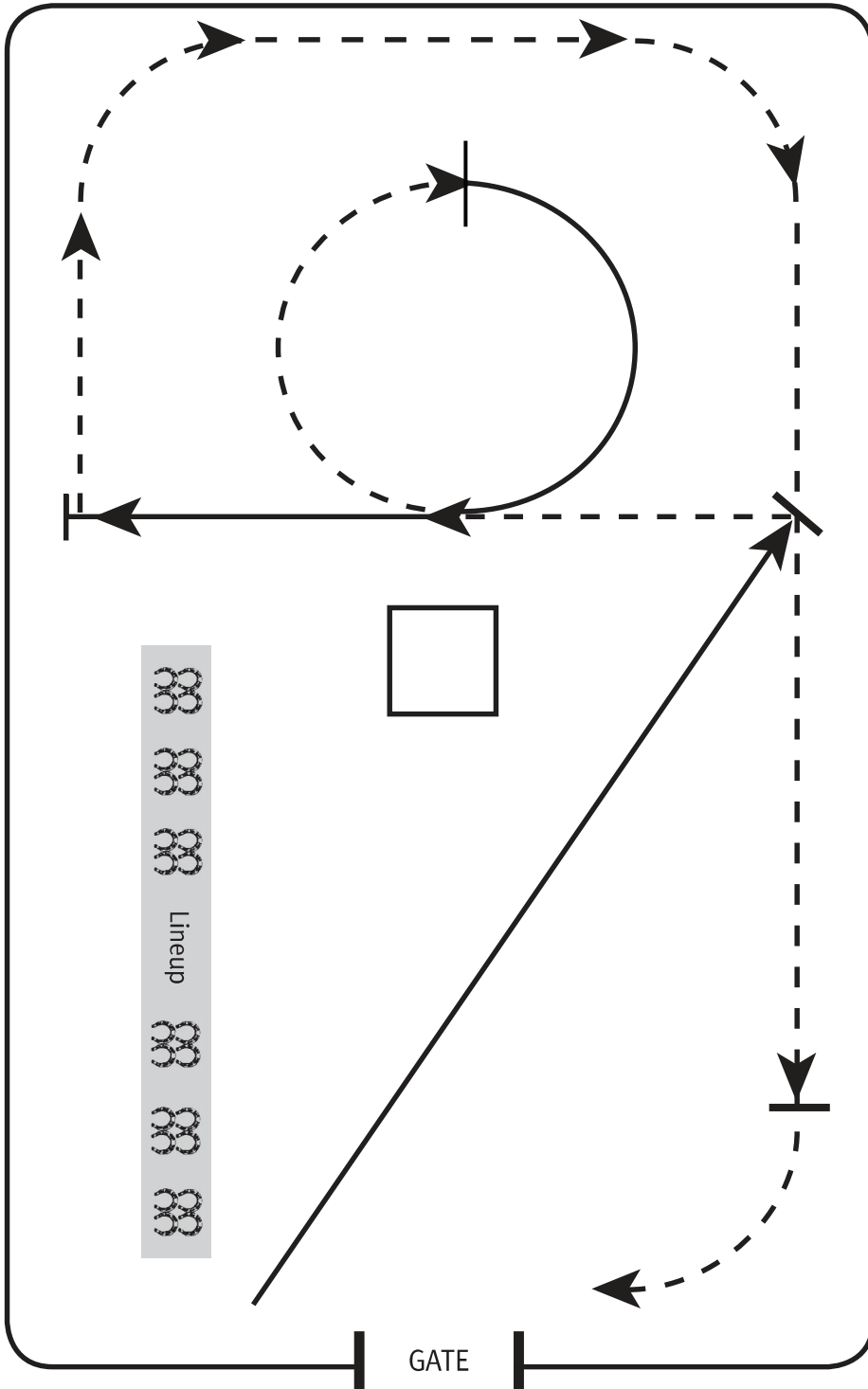
[S/3-10]

Pattern Provided by:

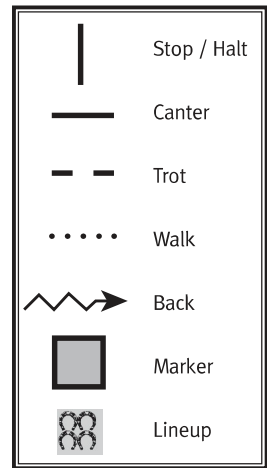
*MIHA Executive Board*

# Saddle Seat

## LEVEL 3 • PATTERN VV • Tests 2,10,13,14



Enter the ring at a walk and turn left.  
 Canter a diagonal line showing one change of lead. Begin on the right lead.  
 Turn to the left. Trot a straight line on the left diagonal to the center of the ring. Continue trotting a half circle to the right. Halt.  
 Canter the second half of the circle on the right lead and continue cantering a straight line to the rail. Halt.  
 Turn to the right. Drop stirrups. Trot on the left diagonal around the turn to the end of the straightaway. Halt.  
 Pick up stirrups.  
 Return to the lineup or exit the ring at the trot.



*This pattern may only be used for*

- 14 - 18
- 18 & Under

*This pattern may **NOT** be used for*

- 13 & Under
- 19 & Over

*If used at a Regional or National Show, pattern may not be run from the lineup.*

# Saddle Seat

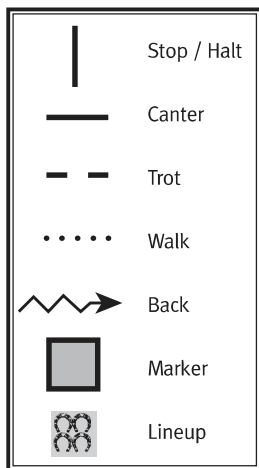
## LEVEL 2 • PATTERN DD • Tests 2,6,10,13

Trot on the diagonal line on the right diagonal and continue into a circle at the trot to the left. Continue on the diagonal line at the trot and demonstrate a change of diagonal. Continue into a circle at the trot to the right. Continue to trot to the end of the diagonal line. Transition to the walk.

Walk around the corner. Pick up a canter on the left/incorrect lead across the end of the ring. Transition to the walk.

Walk around the corner. Pick up a canter on the right/correct lead down the rail. Continue to canter into a circle to the right. Upon completion of the circle, drop to a trot on the correct diagonal and trot to the end of the straightaway. Halt.

Return to the line up or exit the ring at the trot.



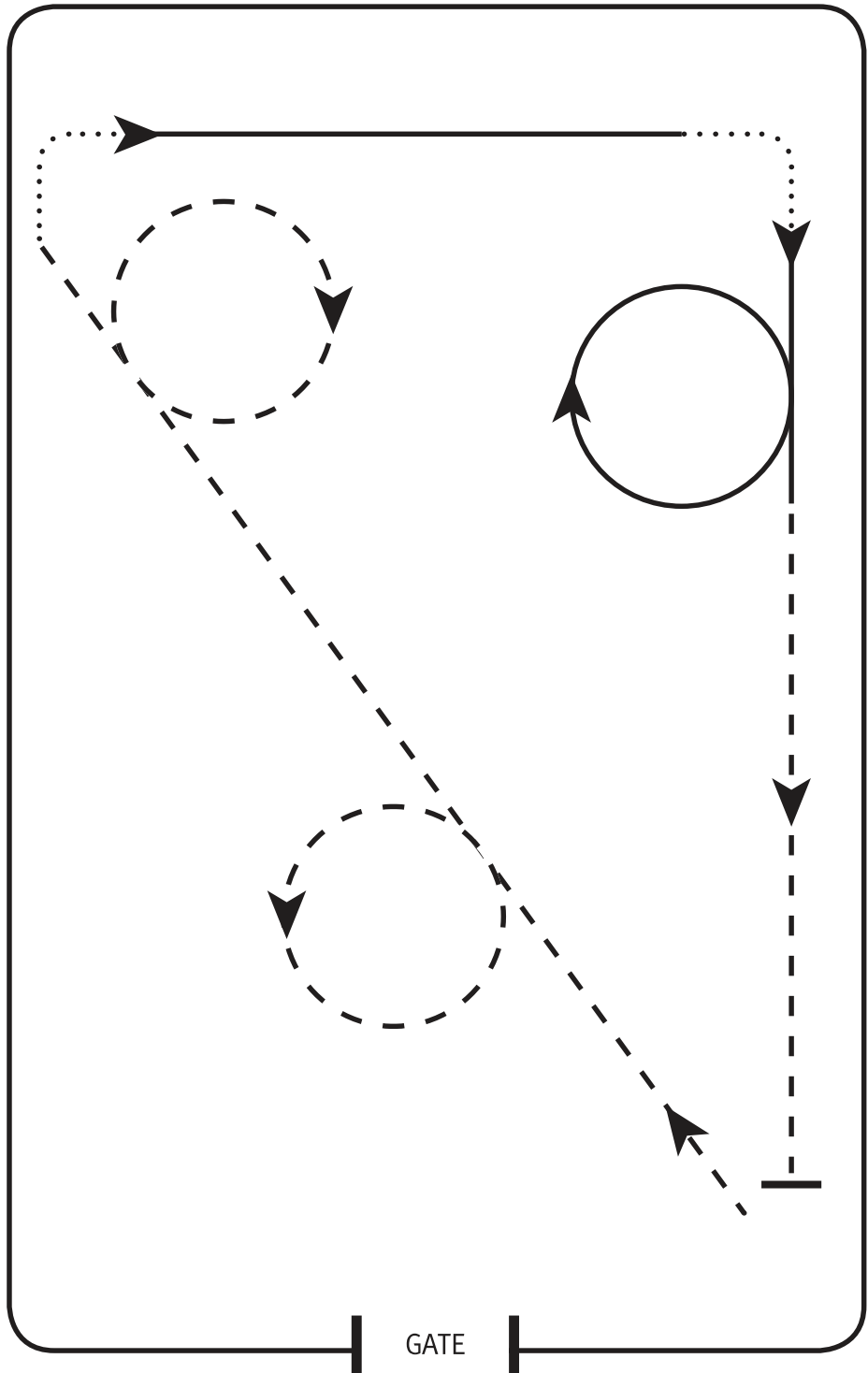
*This pattern may only be used for:*

- 14 - 18
- 18 & Under
- 19 & Over

*This pattern may **NOT** be used for:*

- 13 & Under

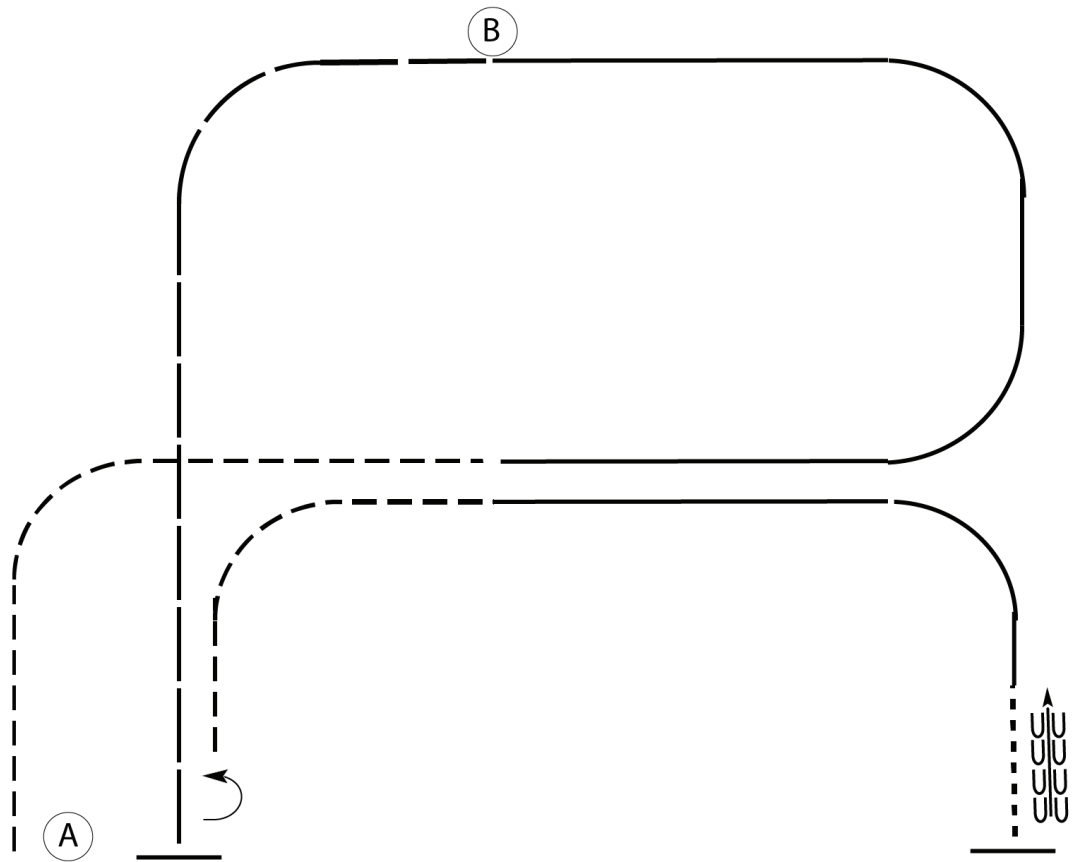
*If used at a Regional or National Show, pattern may not be run from the lineup.*



# 2024 MIHA State Championship

## Hunt Seat Equitation

Show Date: 10-10-2024 to 10-13-2024



Be ready at A.

1. Trot on the left diagonal to center of pattern.
2. Canter on the left lead to B.
3. Hand gallop until even with A and stop.
4. Perform a 180 degree turn on the forehand to the left to change direction.
5. Sitting trot to center of pattern.
6. Canter on the right lead around corner.
7. Forward walk until even with A.
8. Stop and back.

Pattern is complete.

Walk	-----
Trot	- - - - -
Extended Trot	—————
Canter	—————
Leg Yield	
Lead Change	↘ ↘ ↘
Back	← ← ←
Marker	⊙ B
Sidepass	← — — — →
Hand Gallop	—————

[HSE/3-115]

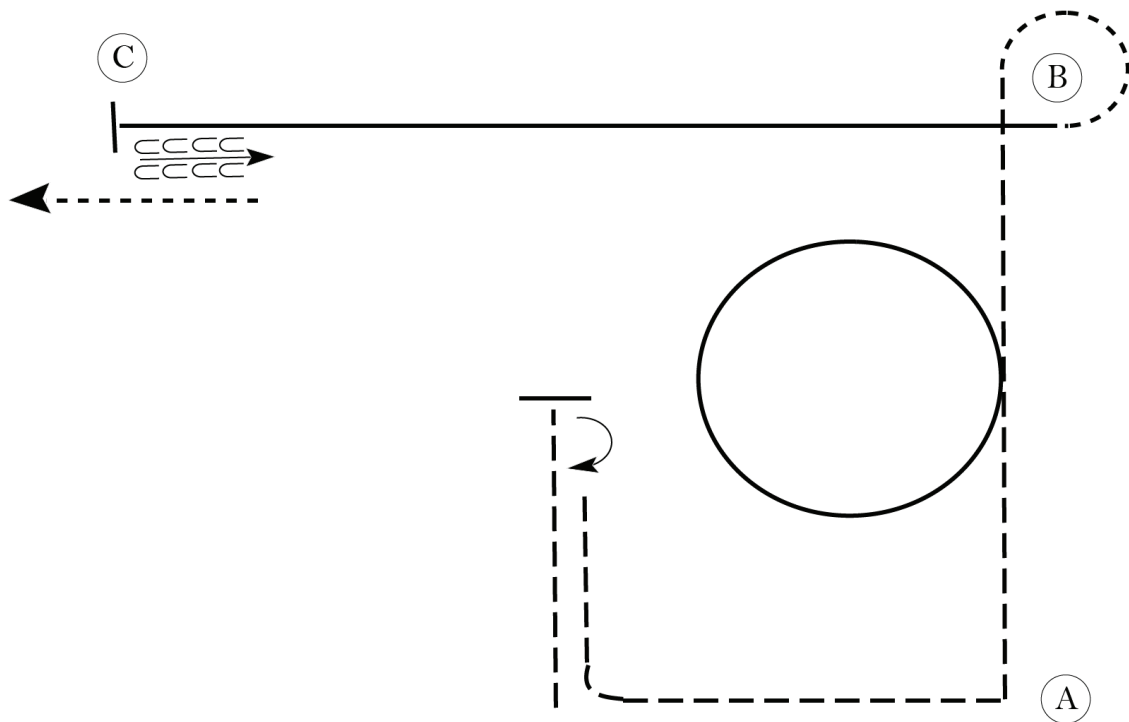
Pattern Provided by:

*MIHA Executive Board*

# 2024 MIHA State Championship

## Hunt Seat Bareback

Show Date: 10-10-2024 to 10-13-2024



Be ready halfway between B and C and even with A.

1. Sitting trot to center of pattern.
2. Halt and perform a 180 degree turn on the forehand to the right.
3. Posting trot on the right diagonal toward A and halfway to B.
4. Canter a circle to the left halfway between A and B.
5. Posting trot on the left diagonal to B.
6. Walk around B.
7. Canter on the right lead to C.
8. Halt and back approximately one horse length.

Pattern is over once you have backed. Walk off and follow the instructions of your ring steward.

Walk	-----
Trot	- - - - -
Extended Trot	-----
Canter	-----
Leg Yield	
Lead Change	↘
Back	← C C C C C
Marker	(B)
Sidepass	← - - - - -
Hand Gallop	-----

[HSE/3-74]

Pattern Provided by:

*MIHA Executive Board*

w w w . H o r s e S h o w P a t t e r n s . c o m

w w w . H o r s e S h o w P a t t e r n s . c o m

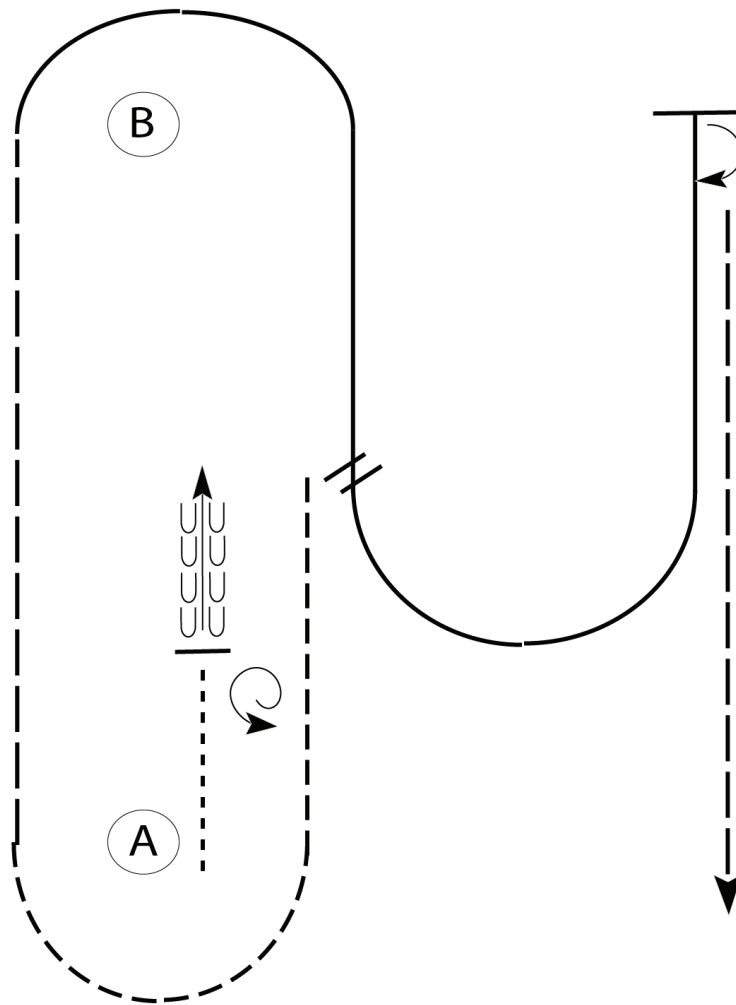
# 2024 MIHA State Championship

## Western Horsemanship

Show Date: 10-10-2024 to 10-13-2024

w w w . H o r s e S h o w P a t t e r n s . c o m

w w w . H o r s e S h o w P a t t e r n s . c o m



Be ready at A.

1. Walk approximately two horse lengths forward.  
Stop and perform a 1 1/2 turn left.
2. Back approximately two horse lengths then jog to and around A.
3. Extend the jog to B.
4. Right lead lope around B and halfway to A.
5. Change leads and lope a half circle until even with B.
6. Stop and perform a 180 degree turn to the right and extend the jog to finish.

<b>Walk</b>	-----
<b>Jog</b>	- - - - -
<b>Extended Jog</b>	-----
<b>Lope</b>	—————
<b>Lead Change</b>	//
<b>Back</b>	← ⊞ ⊞ ⊞
<b>Marker</b>	⊙ B

[WH/3-118]

Pattern Provided by:

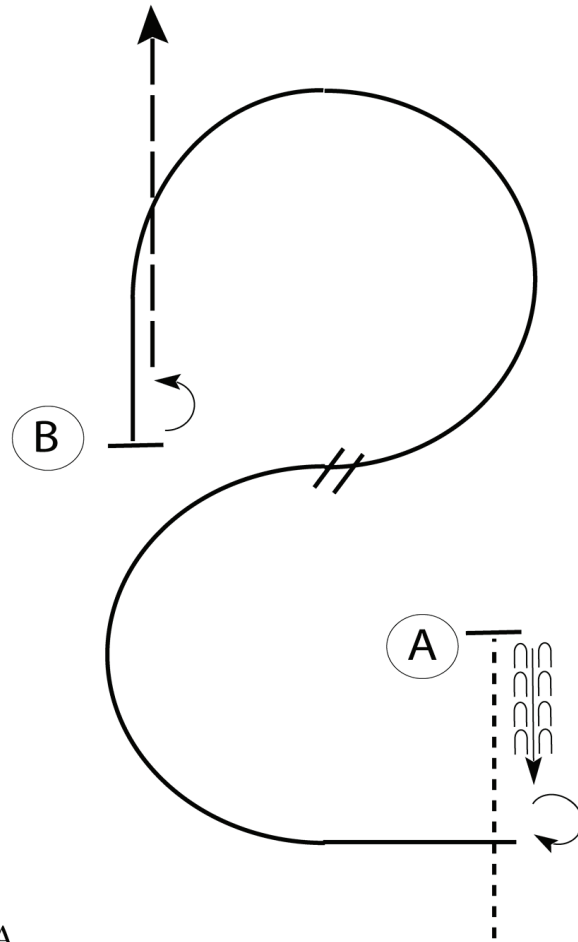
*MIHA Executive Board*



# 2024 MIHA State Championship

## Western Bareback

Show Date: 10-10-2024 to 10-13-2024



Be ready before marker A.

1. Walk to A.
2. Stop and back approximately one horse length.
3. Execute a 3/4 turn to the right and lope on the right lead.
4. Change leads and lope on the left lead to B.
5. Stop at B and execute a 1/2 turn to the left.
6. Extend the jog to exit.

Follow the instructions of your ring steward.

Walk	-----
Jog	- - - - -
Extended Jog	- - - - -
Lope	—————
Leg Yield	
Lead Change	— / —
Back	← ← ← ← ←
Marker	ⓑ
Sidepass	← — — — — →

[WH/3-68]

Pattern Provided by:

*MIHA Executive Board*

w w w . H o r s e S h o w P a t t e r n s . c o m

w w w . H o r s e S h o w P a t t e r n s . c o m

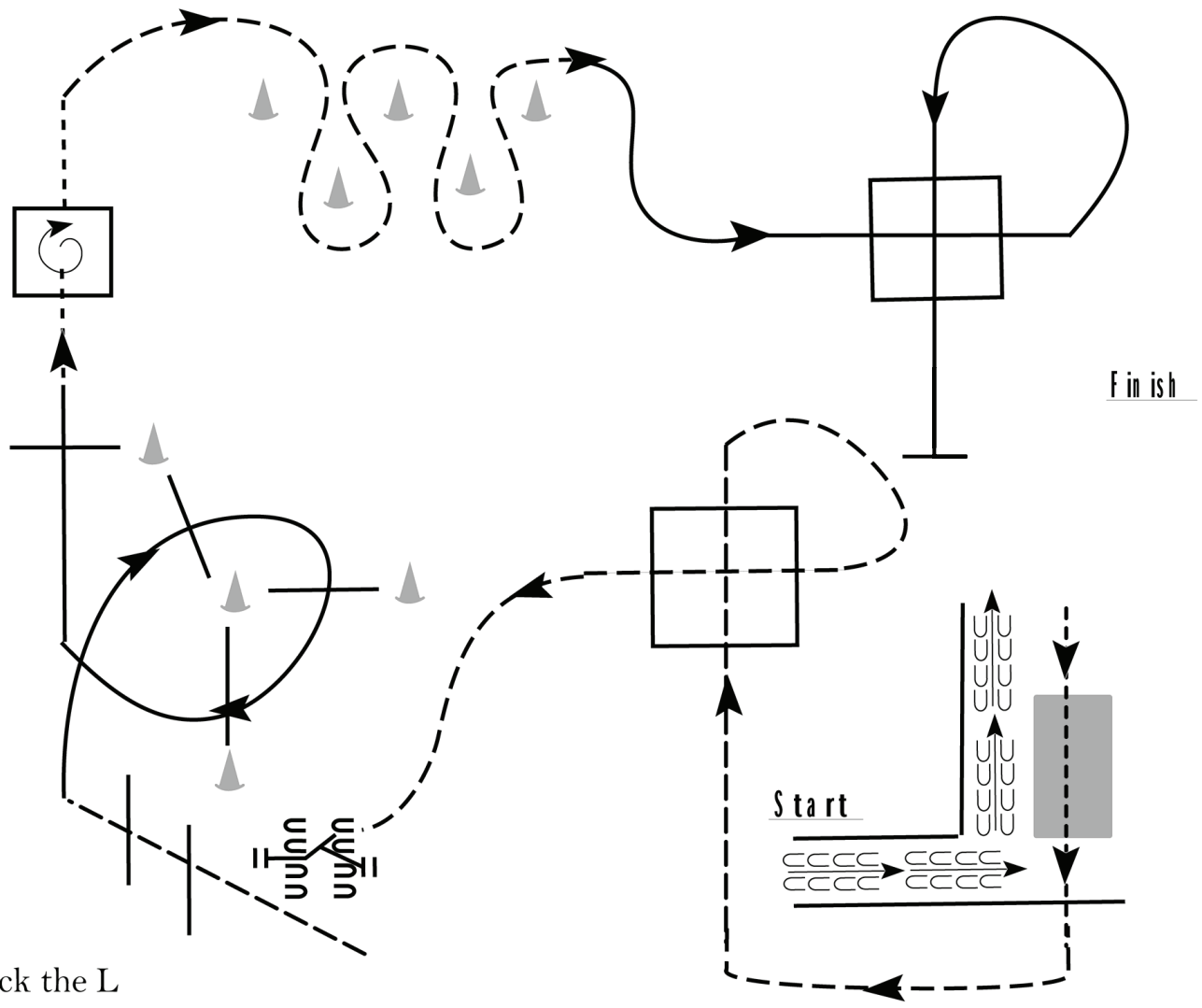
# 2024 MIHA State Championship

## Trail

Show Date: 10-10-2024 to 10-13-2024

www.HorseShowPatterns.com

www.HorseShowPatterns.com



1. Back the L
2. Walk over bridge and pole.
3. Jog thru box as shown and to gate.
4. Work gate left hand then jog over two poles.
5. Lope over poles on the right lead.
6. Walk into box and perform a full turn right. Walk out of box.
7. Jog thru cones.
8. Lope over poles on the left lead and stop.

<b>Walk</b>	-----
<b>Jog</b>	- - - - -
<b>Lope</b>	—————
<b>Back</b>	←←←←←
<b>Marker</b>	▲
<b>Sidepass</b>	←-----→

[T/3-39]

**Pattern Provided by:**  
**MIHA Executive Board**