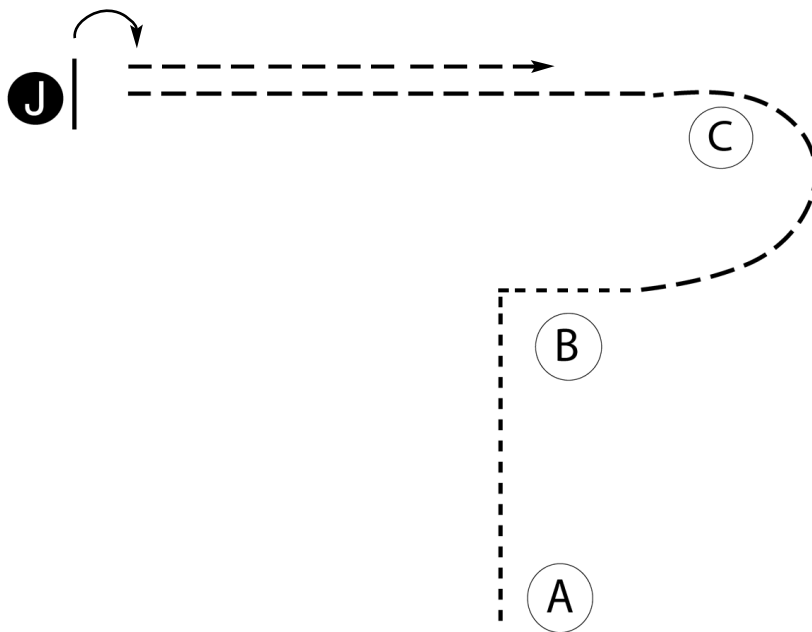


2026 MIHA Juniors

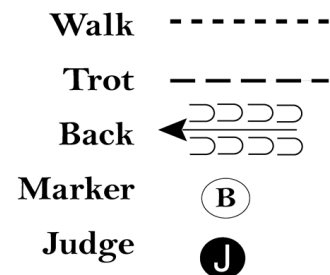
Western Fitting and Showing

Show Date: Meet 1



Be ready at A.

1. Walk to and past B as shown.
2. Trot around C as shown.
3. Continue to trot to judge and set up for inspection.
4. When dismissed, do a 180 degree turn and trot away.



[S/WT-21]
Modified

Pattern Provided by:

MIHA Pattern Committee

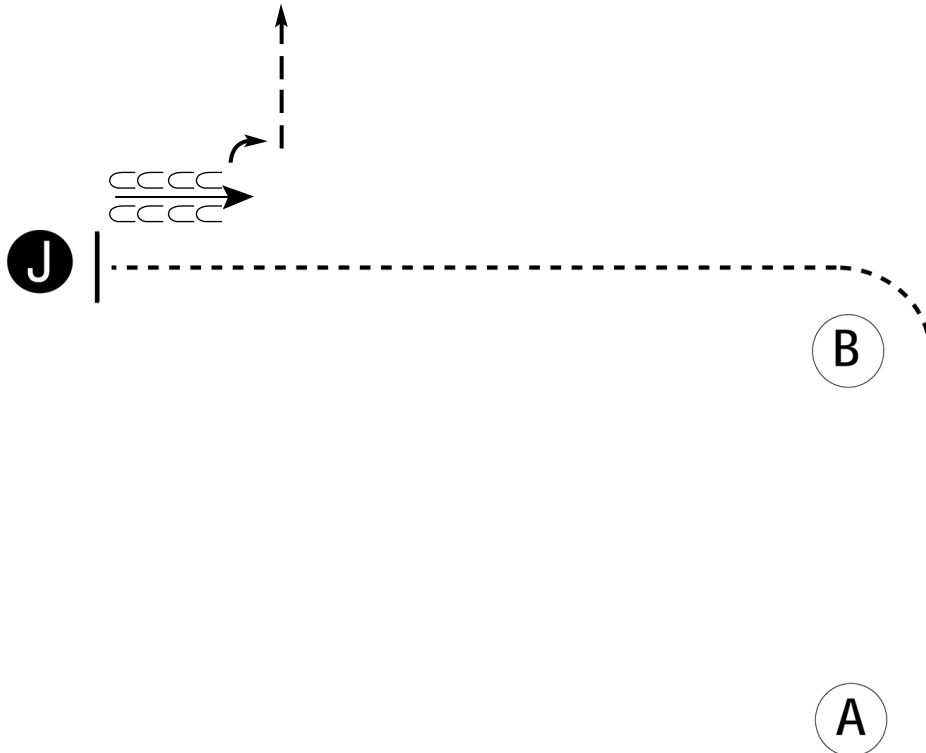
2026 MIHA Juniors

Hunt Seat Fitting and Showing

Show Date: Meet 1

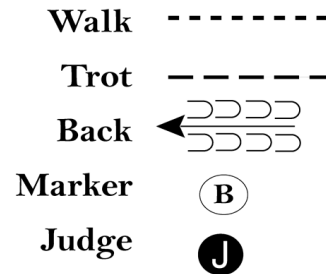
w w w . H o r s e S h o w P a t t e r n s . c o m

w w w . H o r s e S h o w P a t t e r n s . c o m



Be ready at A.

1. Trot from A to B.
2. At B, walk to judge.
3. Stop and set up for inspection.
4. When dismissed, back 4 steps.
5. Turn 90 degrees and trot away.



Pattern Provided by:

MIHA Pattern Committee

[S/WT-12]
Modified

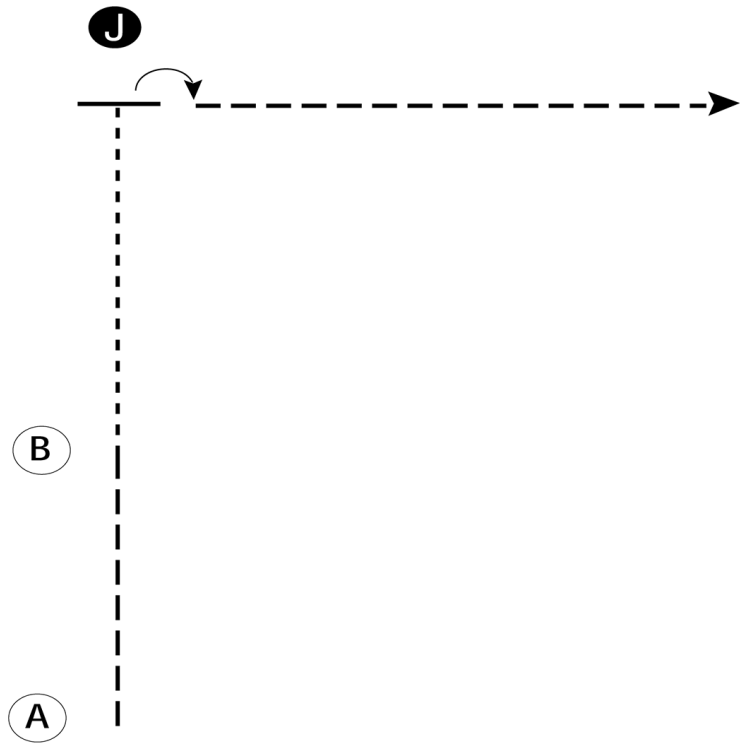
2026 MIHA Juniors

Saddle Seat Fitting and Showing

Show Date: Meet 1

w w w . H o r s e S h o w P a t t e r n s . c o m

w w w . H o r s e S h o w P a t t e r n s . c o m



Be ready at A.

1. Trot from A to B.
2. Walk from B to the judge.
3. Stop and set up for inspection.
4. When dismissed, turn 90 degrees.
5. Trot away from judge and follow the instructions of your ring steward.

Walk	-----
Trot	- - - - -
Back	←
Marker	ⓑ
Judge	ⓙ

[S/WT-10]

Pattern Provided by:
MIHA Pattern Committee

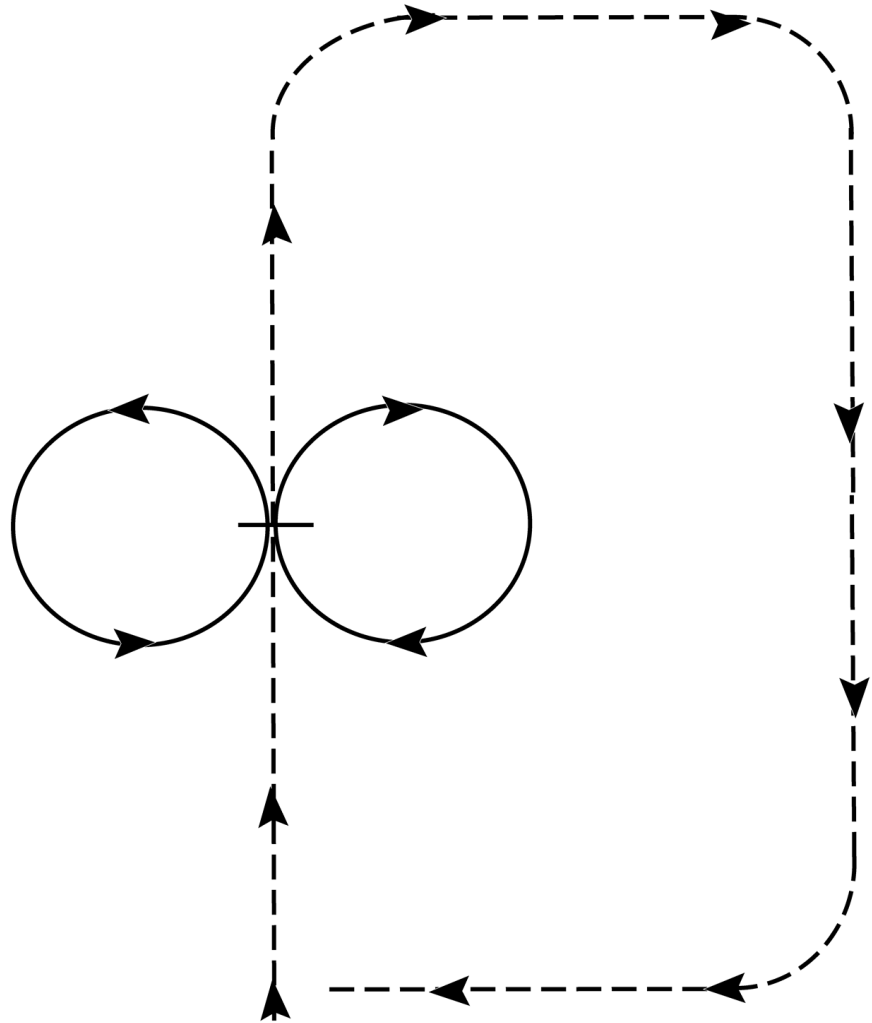
2026 MIHA Juniors

Saddle Seat Equitation

Show Date: Meet 1

w w w . H o r s e S h o w P a t t e r n s . c o m

w w w . H o r s e S h o w P a t t e r n s . c o m



Enter the arena at the trot.

1. Trot down the center line to the center point of the arena on right diagonal. Stop briefly.
2. Canter a figure eight - the first circle clockwise and the second circle counter clockwise. Demonstrate lead change through halt or walk. Stop briefly after figure eight.
3. Trot down the center line to the midpoint of the far end of the arena on left diagonal.
4. Make a right turn and proceed around the curve, down the straightaway, around the next curve and exit

The workout has been completed - Thank You.

Walk	-----
Trot	- - - - -
Extended Trot	— — — — —
Canter	—————
Lead Change	
Back	
Reference Point	

Pattern Provided by:

MIHA Pattern Committee

[SSE/7]
Modified

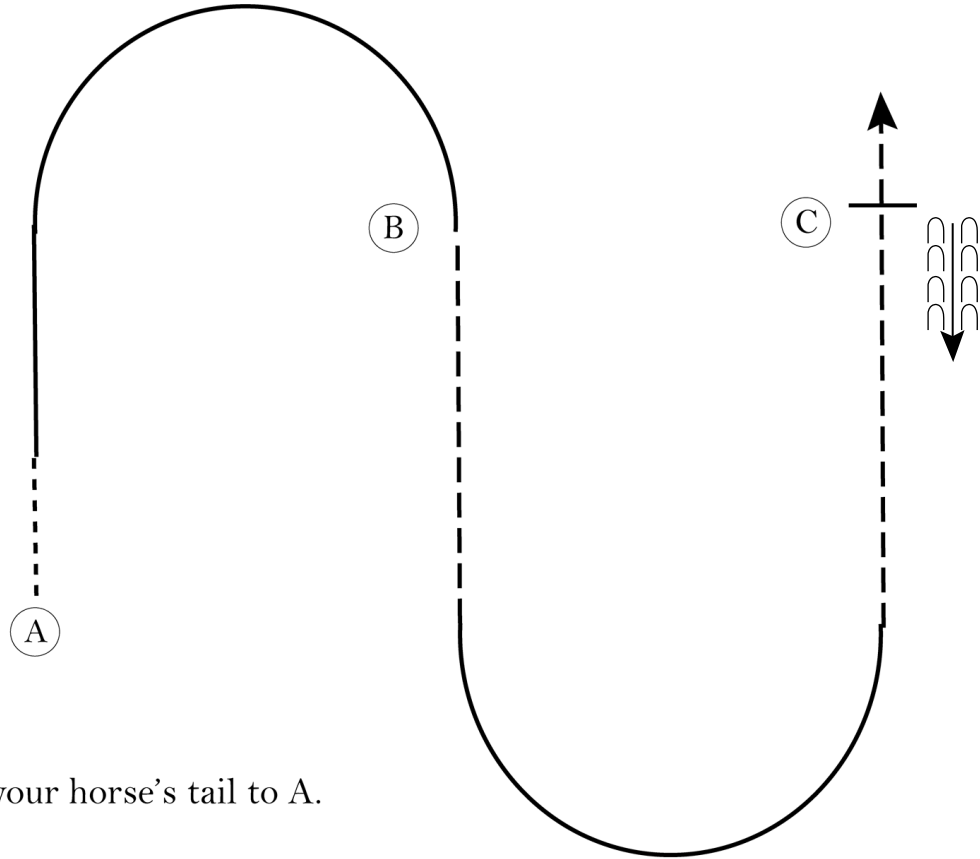
2026 MIHA Juniors

Hunt Seat Equitation

Show Date: Meet 1

w w w . H o r s e S h o w P a t t e r n s . c o m

w w w . H o r s e S h o w P a t t e r n s . c o m



Be ready with your horse's tail to A.

1. Walk two horse lengths from A.
2. Canter on the right lead in a half circle to B.
3. Trot on the right diagonal until even with A.
4. Canter a half circle to the left until even with A.
5. Trot on the left diagonal to C.
6. Stop and back 4 steps.

Exit at the sitting trot.

Walk
Trot	- - - - -
Extended Trot	- - - - -
Canter	—————
Lead Change	///
Back	←———
Marker	⊙ B
Hand Gallop	—————

[HSE/2-50]
Modified

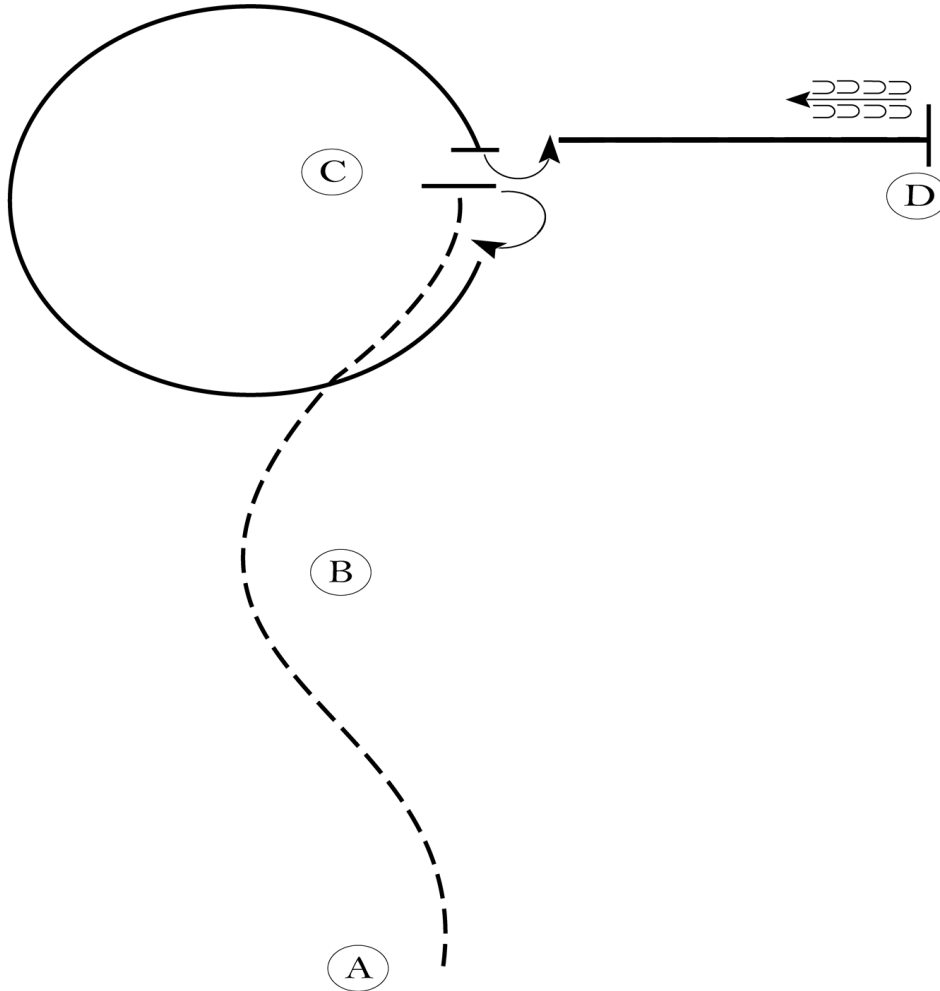
Pattern Provided by:

MIHA Pattern Committee

2026 MIHA Juniors

Western Horsemanship

Show Date: Meet 1



1. Jog A to C.
2. Stop at C and perform a 180 degree turn to the right
3. Lope a circle around C on the right lead.
4. Stop at C and perform a 90 degree turn to the left.
5. Lope left lead to D.
6. Stop at D and back approximately one horse length.

Exit at the extended jog.

Walk
Jog	-----
Extended Jog	- - - - -
Lope	—————
Lead Change	——— / \ ———
Back	←——— / \ ———
Marker	ⓑ

Pattern Provided by:

MIHA Pattern Committee

[WH/1-1]
Modified

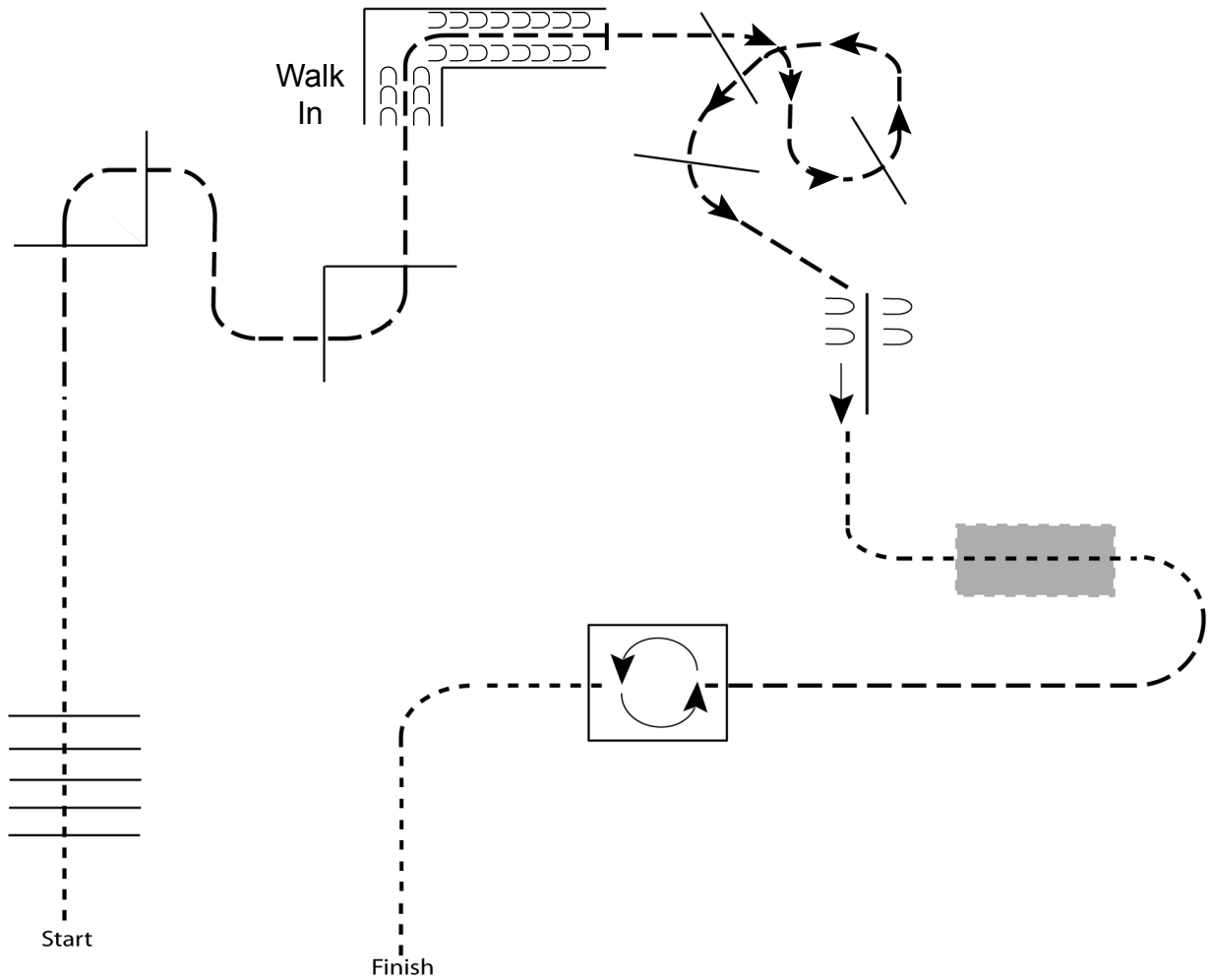
2026 MIHA Juniors

Trail

Show Date: Meet 1

www.HorseShowPatterns.com

www.HorseShowPatterns.com



1. Walk over poles
2. Jog over poles
3. Walk through chute, then stop and back chute
4. Jog out of chute and over poles
5. Sidepass over log to the right
6. Walk over bridge
7. Jog into box and perform a 360 degree turn to the left
8. Walk out of box

Walk	-----
Jog	-----
Extended Jog	-----
Lope	—————
Leg Yield	
Lead Change	↙
Back	←←←
Marker	Ⓚ
Sidepass	←-----→

Pattern Provided by:

MIHA Pattern Committee

[TWT-1]
Modified