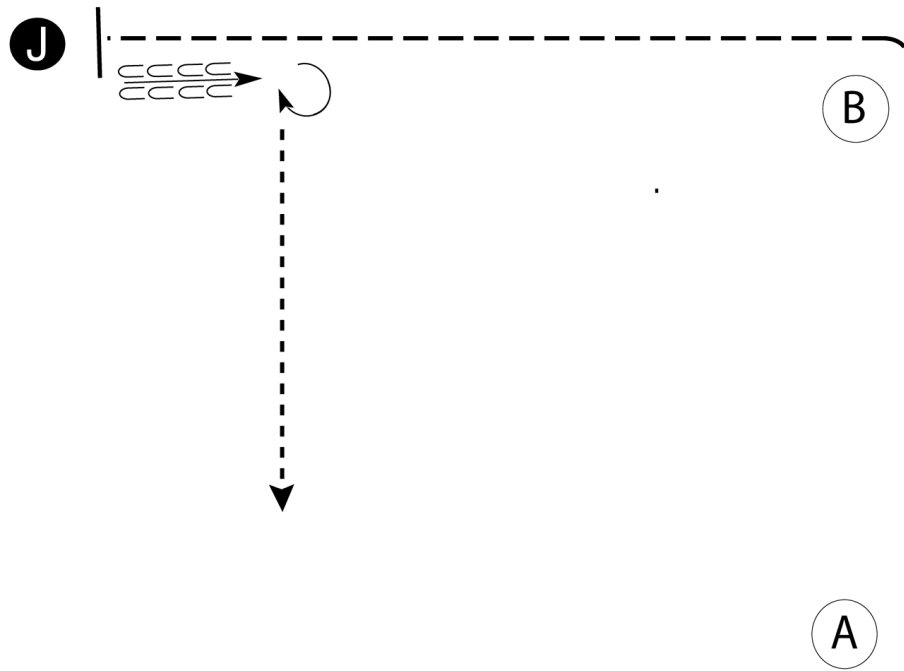


# 2026 MIHA Juniors

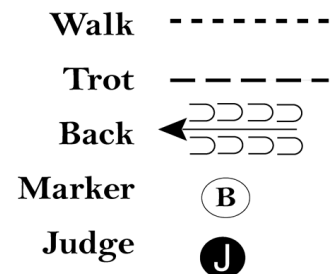
## Western Fitting and Showing

Show Date: Meet 2



Be ready at A.

1. Walk to B.
2. Trot around B and to judge.
3. Stop and set up for inspection.
4. When dismissed, back one horse length.
5. Turn 270 degrees and walk straight off.



[S/1-23]

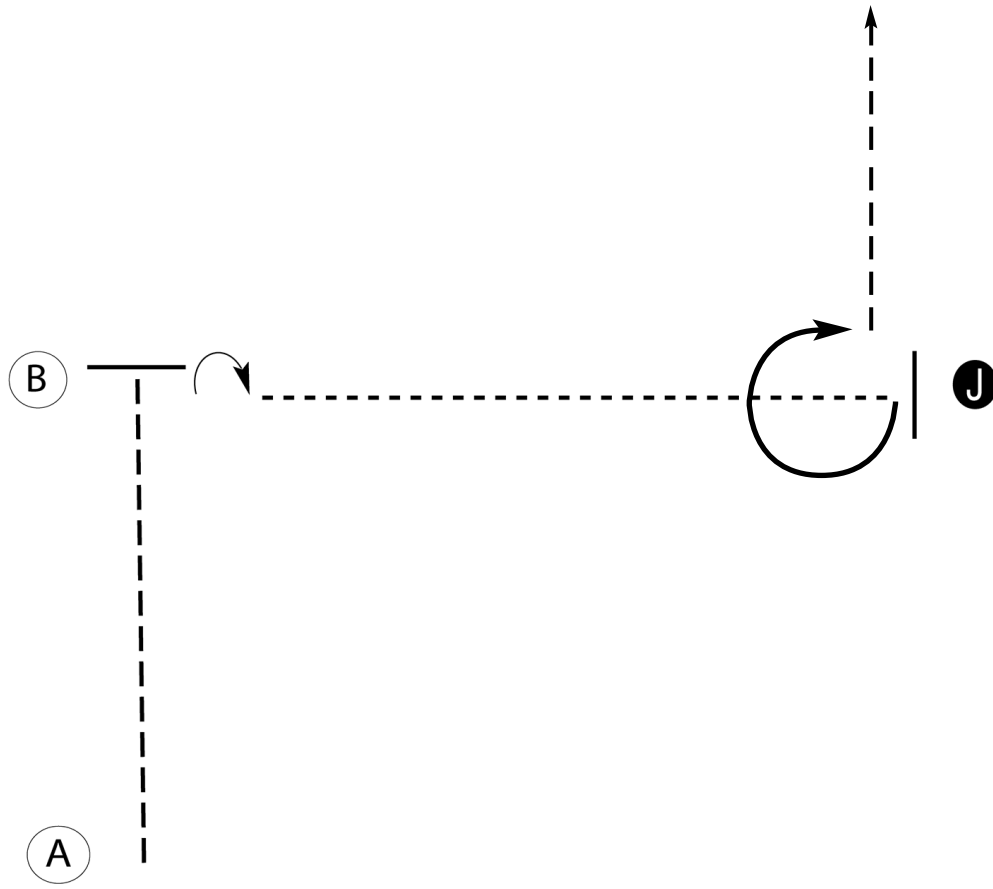
Pattern Provided by:

*MIHA Pattern Committee*

# 2026 MIHA Juniors

## Hunt Seat Fitting and Showing

Show Date: Meet 2



Be ready at A.

1. Trot to B and stop.
2. Perform a 90 degree turn. Walk to judge.
3. Stop, set up, inspection.
4. When dismissed, perform a 270 degree turn.
5. Trot away.

- Walk - - - - -
- Trot - - - - -
- Back ←
- Marker (B)
- Judge (J)

w w w . H o r s e S h o w P a t t e r n s . c o m

w w w . H o r s e S h o w P a t t e r n s . c o m

Pattern Provided by:

*MIHA Pattern Committee*

[S/WT-29]  
Modified

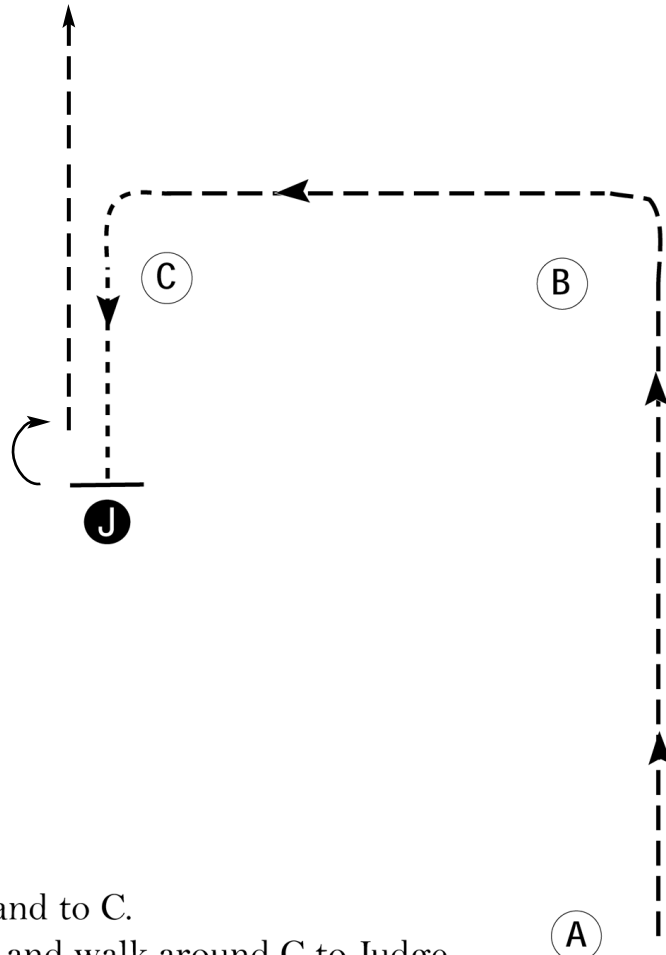
# 2026 MIHA Juniors

## Saddle Seat Fitting and Showing

Show Date: Meet 2

w w w . H o r s e S h o w P a t t e r n s . c o m

w w w . H o r s e S h o w P a t t e r n s . c o m



Be ready at A

1. Trot around B and to C.
2. Break to a walk and walk around C to Judge.
3. Stop and set up for inspection.
4. When dismissed, turn 180 degrees and trot away from judge.

- Walk -----
- Trot - . - . - .
- Back ← ·····
- Marker ○ B
- Judge ○ J

Pattern Provided by:

*MIHA Pattern Committee*

[S/WT-30]  
Modified

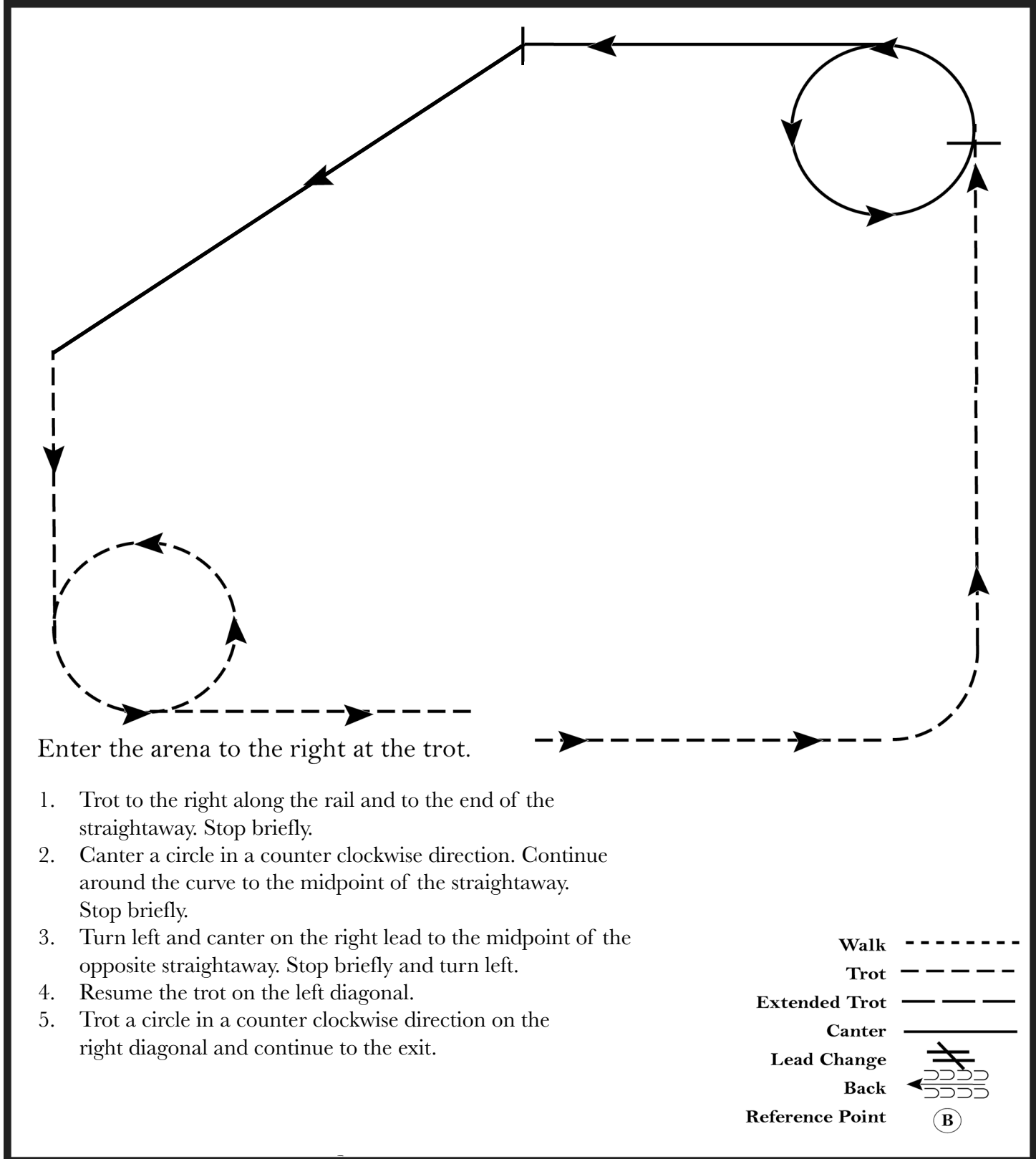
# 2026 MIHA Juniors

## Saddle Seat Equitation

Show Date: Meet 2

w w w . H o r s e S h o w P a t t e r n s . c o m

w w w . H o r s e S h o w P a t t e r n s . c o m



Enter the arena to the right at the trot.

1. Trot to the right along the rail and to the end of the straightaway. Stop briefly.
2. Canter a circle in a counter clockwise direction. Continue around the curve to the midpoint of the straightaway. Stop briefly.
3. Turn left and canter on the right lead to the midpoint of the opposite straightaway. Stop briefly and turn left.
4. Resume the trot on the left diagonal.
5. Trot a circle in a counter clockwise direction on the right diagonal and continue to the exit.

Walk	-----
Trot	- - - - -
Extended Trot	—————
Canter	—————
Lead Change	⚡
Back	←←←←←
Reference Point	Ⓚ

Pattern Provided by:

*MIHA Pattern Committee*

[SSE/5]  
Modified

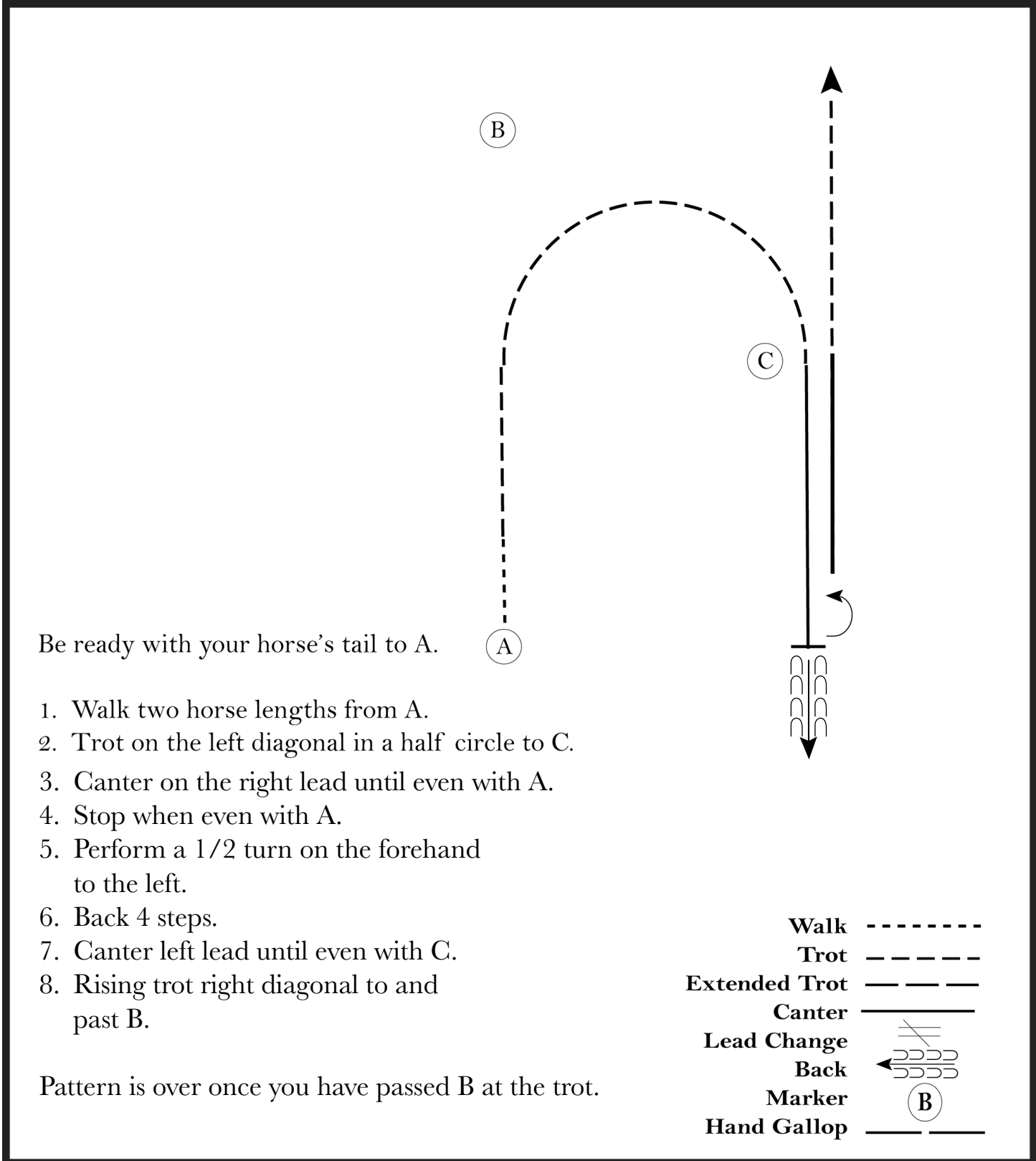
# 2026 MIHA Juniors

## Hunt Seat Equitation

Show Date: Meet 2

w w w . H o r s e S h o w P a t t e r n s . c o m

w w w . H o r s e S h o w P a t t e r n s . c o m



Pattern Provided by:

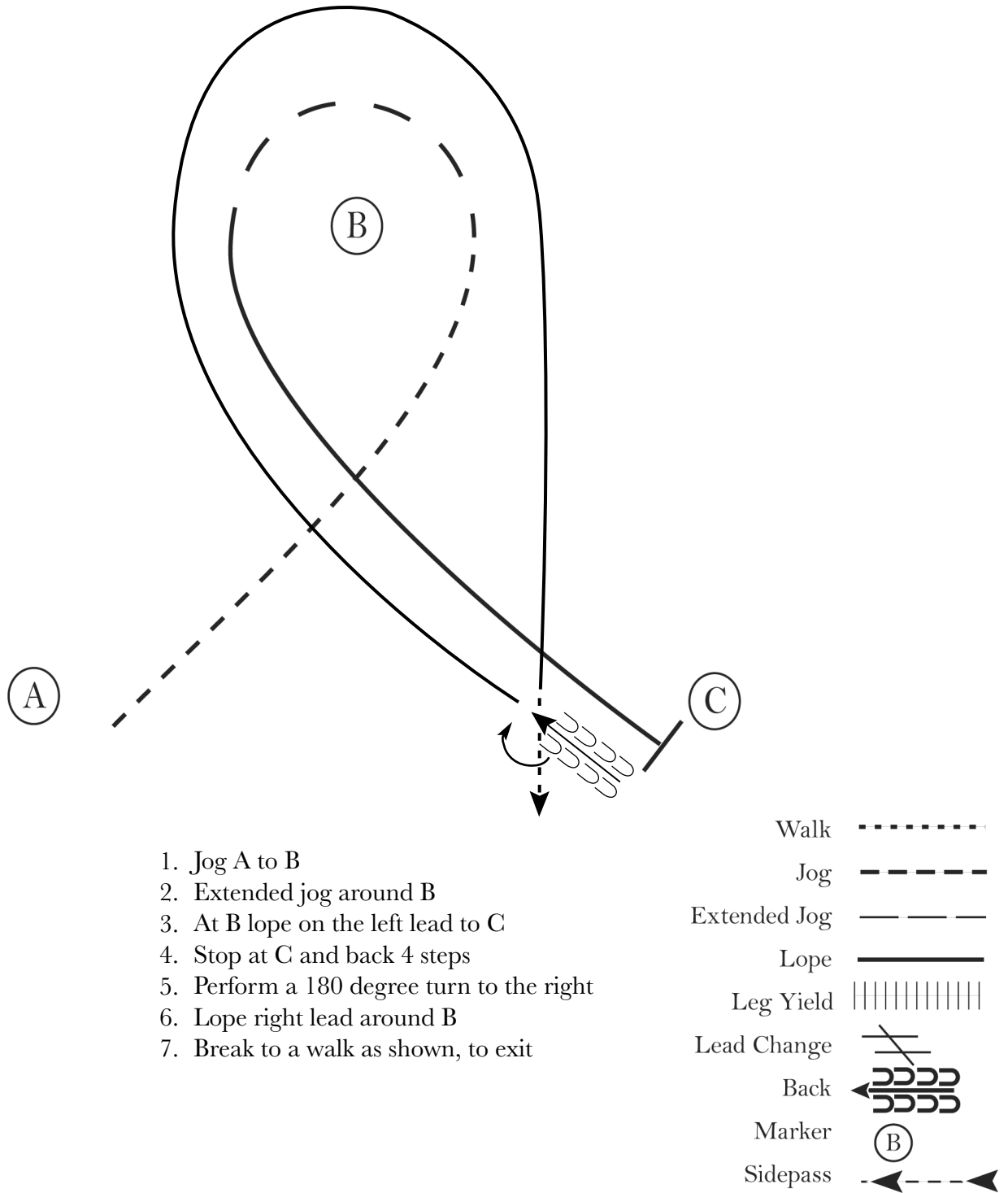
*MIHA Pattern Committee*

[HSE/1-51]  
Modified

# 2026 MIHA Juniors

## Western Horsemanship

Show Date: Meet 2



Pattern Provided by:

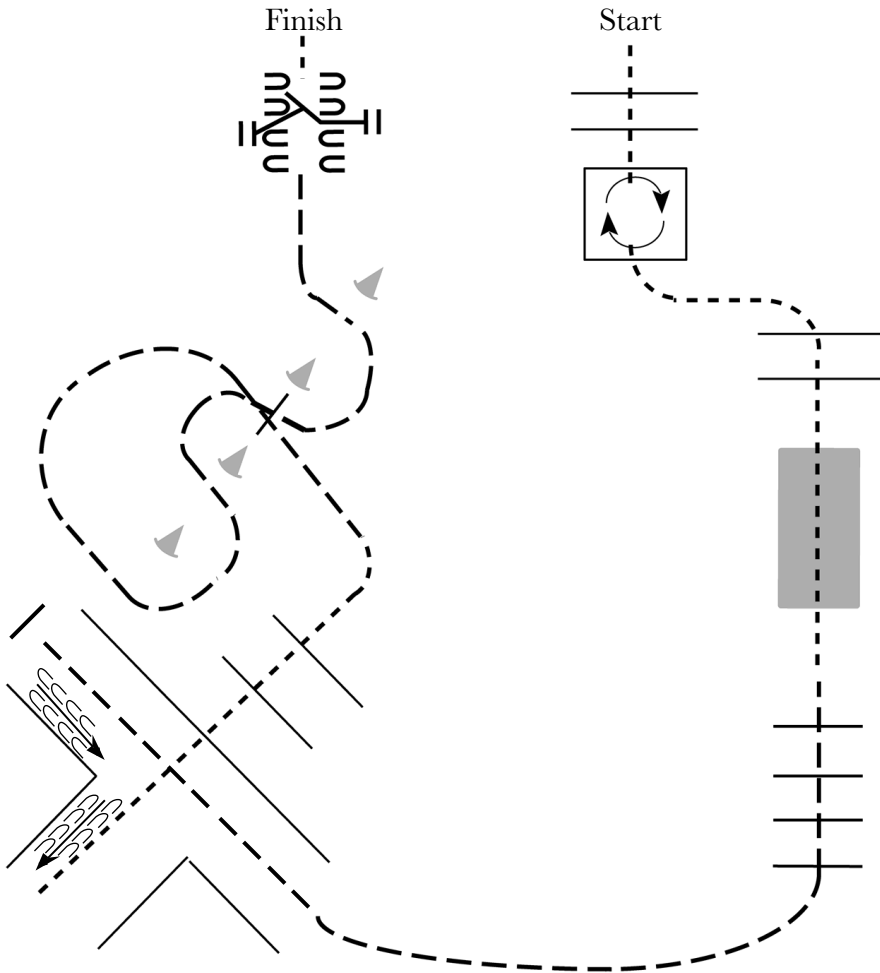
*MIHA Pattern Committee*

[WH/1-3]  
Modified

# 2026 MIHA Juniors

## Trail

Show Date: Meet 2



1. Walk over poles and into box.
2. Perform a 360 degree turn to the right.
3. Walk over poles and bridge.
4. Jog over poles and into chute.
5. Back chute.
6. Walk out of chute and over poles.
7. Jog through cones.
8. Right hand push gate.

Walk	-----
Jog	- - - - -
Extended Jog	- - - - -
Lope	—————
Leg Yield	
Lead Change	— / —
Back	← ← ← ← ←
Marker	Ⓚ
Sidepass	← — — — — →

Pattern Provided by:

*MIHA Pattern Committee*

[TWT-2]  
Modified

w w w . H o r s e S h o w P a t t e r n s . c o m

w w w . H o r s e S h o w P a t t e r n s . c o m